

[Manuals.plus](#) /

> [Kendir](#) /

> Kendir Bluetooth Headset V5.0 Ultralight Wireless Headphone User Manual

Kendir Kendir-k1

Kendir Bluetooth Headset V5.0 User Manual

Model: Kendir-k1

1. INTRODUCTION

Thank you for choosing the Kendir Bluetooth Headset V5.0. This ultralight wireless earpiece is designed to provide clear audio and hands-free convenience for calls and music. Its ergonomic design ensures comfort for extended wear, making it perfect for various activities from driving to daily tasks.

What's in the Box

- 1 x Bluetooth headset
- 1 x Type C Cable
- 1 x Protective Case
- 6 x Ear Cushions (various sizes)
- 2 x Ear Hooks

Compared to Bluetooth 4.2 of other product, Kendir wireless earphone has equipped with the latest Bluetooth 5.0 for 2x faster wireless transmission, 1.5x faster connection time, and lower battery consumption.

2X Faster Transmission
Bluetooth V 5.0

Bluetooth 4.2



Bluetooth 5.0



Image: Contents of the Kendir Bluetooth Headset package.

2. SETUP

2.1. Charging the Headset

Before first use, fully charge your Kendir Bluetooth Headset. Use the provided Type C cable to connect the headset to a USB power source. A full charge takes approximately 1.48 hours. The LED indicator will show charging status.

2.2. Pairing with Your Device


The Kendir Bluetooth Headset utilizes Bluetooth V5.0 for fast and stable connections up to 15 meters. It is compatible with iPhone, Android, most smartphones, tablets, and Windows systems.

1. Ensure the headset is charged and powered off.
2. Press and hold the power button on the headset until the LED indicator flashes, indicating it's in pairing mode.
3. On your device (smartphone, tablet, or computer), go to Bluetooth settings and turn Bluetooth on.
4. Search for available devices. The headset should appear as "Kendir-k1" or similar.
5. Select "Kendir-k1" to connect. Once paired, the LED indicator will change, and you may hear a confirmation tone.



Volume Control one button Control

1. One-key power on to start the connection, easy to operate.
2. There are two small volume adjustment buttons on the side of the cordless earpiece that make it easy to adjust the volume of music or calls even while driving.



Carry case

Image: Bluetooth pairing process on a smartphone.

SUPER EASY PAIR

Compatible with Bluetooth function Android / ios / Windows smart phones and tablets on the market

Connection distance 15M



Image: Kendir headset demonstrating wide compatibility with various smart devices.

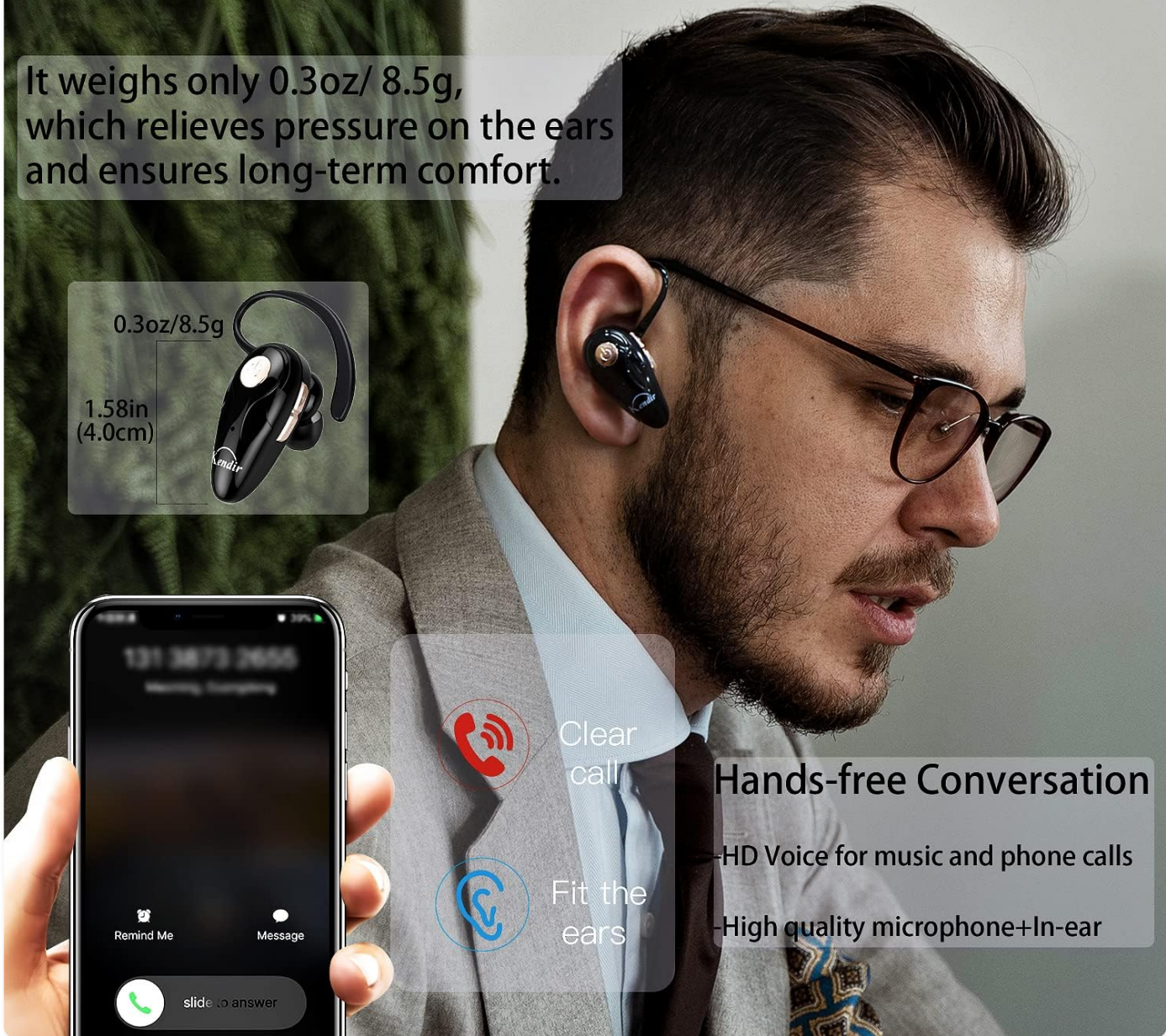
3. OPERATING THE HEADSET

3.1. Wearing the Headset

The Kendir headset is designed for comfortable, all-day wear. It weighs only 0.3oz (8.5g) and features an ergonomic ear hook that can be adjusted 180 degrees to fit either your left or right ear. Select the appropriate ear cushion size for a snug fit.

Comfortable for all-day wear

It weighs only 0.3oz/ 8.5g, which relieves pressure on the ears and ensures long-term comfort.



Clear call



Fit the ears

Hands-free Conversation

HD Voice for music and phone calls

High quality microphone+In-ear

Image: Man wearing the headset, highlighting comfort and hands-free use.



WIRELESS HEADSET

Provides crystal-clear calls,
So small, Lightweight and
easy to carry.



Image: Adjustable ear hook for left or right ear wearing.

3.2. Controls and Functions

The headset features intuitive controls for easy operation:

- **Power On/Off:** One-key power button to turn on/off.
- **Answer/Hang Up Calls:** Click the main button to answer or end calls.
- **Redial:** Double-click the main button to redial recent calls.
- **Play/Pause Music:** Click the main button to pause music, then click again to play.
- **Volume Control:** Use the small volume adjustment buttons on the side to increase (+) or decrease (-) volume.
- **Next/Previous Song:** Use the volume buttons for track navigation (specific gestures may vary, refer to quick start guide).
- **Activate Voice Assistant:** Double-click the MFB (Multi-Function Button) to activate Siri or Google voice assistant.

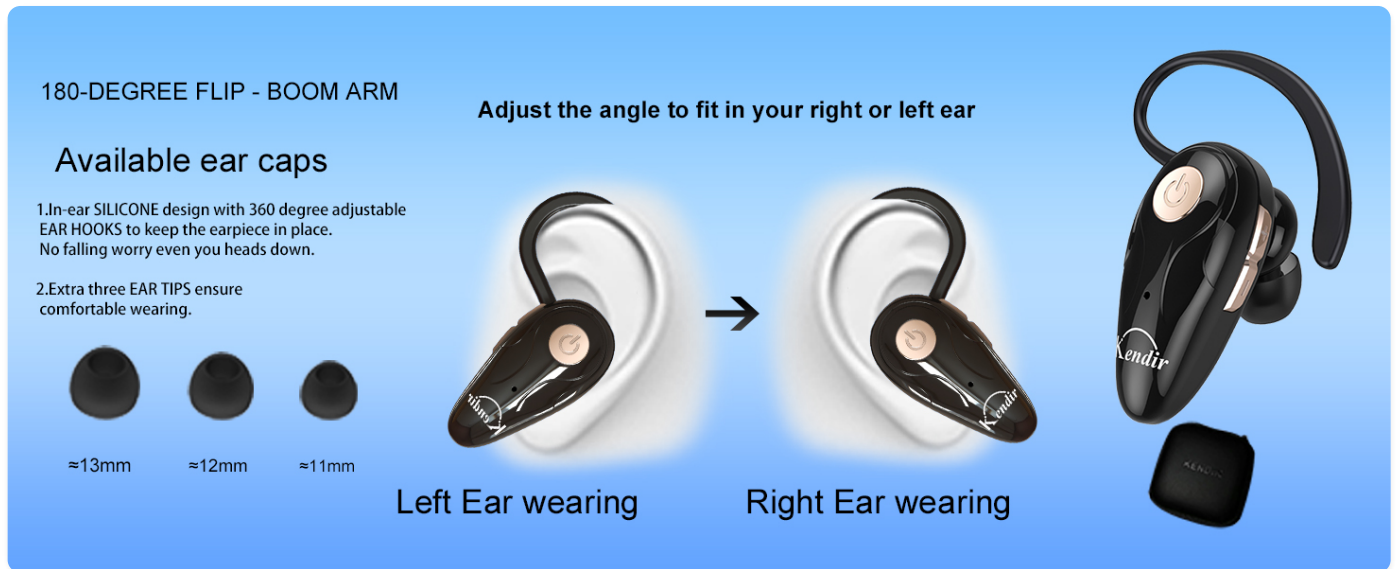


Image: Headset controls and functions diagram.

TRUE WIRELESS HEADSET

- Bluetooth 5.0**
- Music time 8+ hours**
- Standby time 200 hours**
- Charging time 2 hours**
- usage time 8+ hours**
- Clear sound Clear call**

Answer Hang up KEY

- Answer or end calls; double-click redial recent calls
- When listening to the music, click to pause, and then click to play

Kendir

Image: Headset features and controls in use while driving.

4. MAINTENANCE

To ensure the longevity and optimal performance of your Kendir Bluetooth Headset, follow these maintenance guidelines:

- **Cleaning:** Regularly wipe the headset with a soft, dry cloth. Do not use harsh chemicals or abrasive materials.
- **Storage:** When not in use, store the headset in its provided protective case to prevent damage from dust, scratches, or impacts.
- **Water Resistance:** This headset is **NOT water resistant**. Avoid exposure to water, sweat, rain, or high humidity to prevent damage.
- **Temperature:** Do not expose the headset to extreme temperatures (hot or cold) or direct sunlight for prolonged periods.

5. TROUBLESHOOTING

If you encounter issues with your Kendir Bluetooth Headset, try the following solutions:

Problem	Possible Solution
Headset won't turn on	Ensure the headset is fully charged. Press and hold the power button for a few seconds.
Cannot pair with device	Ensure Bluetooth is enabled on your device and the headset is in pairing mode. Move the headset closer to your device. Forget previous pairings on your device and try again.
No sound or low volume	Adjust the volume on both the headset and your connected device. Ensure the headset is properly connected and not muted.
Poor call quality / Buzzing noise	Ensure you are within the 15-meter Bluetooth range. Avoid obstacles between the headset and your device. Check for interference from other wireless devices. Ensure the microphone is not obstructed.
Headset keeps disconnecting	Ensure the headset is fully charged. Stay within the Bluetooth range. Avoid strong electromagnetic interference.

6. SPECIFICATIONS

Feature	Detail
Model Name	Kendir-k1
Bluetooth Version	5.0
Bluetooth Range	15 Meters
Battery Life	8 Hours (Music/Talk Time)
Charging Time	1.48 Hours
Item Weight	8.5 Grams (0.3 ounces)
Product Dimensions	1.57 x 0.79 x 1.18 inches
Ear Placement	In Ear with Ear Hook
Noise Control	Sound Isolation
Compatibility	iPhone, Android, Smartphones, Tablets, Windows systems
Included Components	Type C Cable, Ear Hook, Ear Cushions, Protective Case, Bluetooth Headset

7. WARRANTY AND SUPPORT

For warranty information or further assistance, please refer to the official Kendir website or contact the seller directly. You can also find additional resources, including a PDF user manual and certificate of analysis, via the provided links:

- [User Manual \(PDF\)](#)
- [Certificate of Analysis \(PDF\)](#)

