

manuals.plus /

› [Keystone](#) /

› [Keystone 25,000 BTU Window Air Conditioner and Dehumidifier User Manual](#)

Keystone KSTAW25C

Keystone 25,000 BTU Window Air Conditioner and Dehumidifier

Model: KSTAW25C

Brand: Keystone

PRODUCT OVERVIEW

The Keystone 25,000 BTU Window Air Conditioner and Dehumidifier is designed to provide efficient and reliable cooling for large spaces up to 1500 square feet. This unit also features a powerful dehumidification function, removing up to 5.7 pints of moisture per hour, ensuring a comfortable and healthy indoor environment. Key features include multiple cooling modes, fan speeds, adjustable air louvers, and a programmable 24-hour timer for energy efficiency.



Figure 1: Front view of the Keystone 25,000 BTU Window Air Conditioner, showcasing its control panel and air vents.

SETUP AND INSTALLATION

Proper installation is crucial for optimal performance and safety. Please follow these steps carefully.

1. Unpacking the Unit

Carefully remove the air conditioner and all components from the packaging. The box should contain the air conditioner unit, two accordion panels, a top rail, a window installation kit, and the user manual.

2. Window Preparation and Unit Assembly

Ensure your window is at least 18.5 inches high and between 28 inches (min) and 40.5 inches (max) wide. The window must allow for clear airflow from the back of the unit. Attach the top rail to the air conditioner unit using the provided screws. Then, slide the accordion panels into the unit, securing them with the top and bottom rails.



ENERGY EFFICIENT

Sleep mode gradually increases room temperature to save energy



Figure 2: The air conditioner unit installed in a window, demonstrating the ease of installation with the included kit.




Figure 3: This graphic illustrates the physical dimensions and weight of the air conditioner unit, providing key measurements for installation planning.

3. Placing the Unit in the Window

Firmly grip the air conditioner and carefully place it in the prepared window opening. If needed, cut the window sash seal foam and insert it into the cracks of the window sashes to ensure a tight seal. You may add extra seal tape or secure any openings after assembly to prevent air leakage.

4. Power Connection

This 25,000 BTU unit requires a 230-volt/20-amp electrical outlet. It must be plugged into a direct outlet on a dedicated circuit. **Do NOT use extension cords** with this appliance.



BUILT IN REMOTE THERMOSTAT

Control your Air Conditioner from anywhere in the room

Figure 4: This visual details the required NEMA 6-20P plug and the 6.5 ft LCDI cable length, crucial information for electrical setup.

Installation Video Guide

Your browser does not support the video tag.

Video 1: Official Keystone "Window AC Install" guide. This video provides a step-by-step visual demonstration of how to properly install your Keystone window air conditioner.

OPERATING INSTRUCTIONS

Your Keystone air conditioner offers various modes and settings to maximize your comfort and energy efficiency.

1. Cooling Modes and Fan Speeds

The unit features 3 cooling modes and 3 fan speeds, allowing you to customize the airflow and cooling intensity to your preference. The 4-way adjustable air louvers help direct the cool air where it's needed most.

2. Dehumidification Function

Beyond cooling, the unit efficiently removes up to 5.7 pints of moisture from the air per hour, significantly improving comfort in humid conditions and contributing to a healthier living environment.



Figure 5: An infographic highlighting the unit's three core functions: powerful cooling for up to 1500 sq. ft., three fan speeds for air circulation, and efficient dehumidification.

3. Smart Remote Control

The included remote control features a built-in thermostat that senses the temperature of your specific location in the room. It transmits this information to the air conditioner every 3 minutes, allowing the unit to automatically adjust cooling for personalized comfort.



Figure 6: A hand holds the remote control, showcasing its LCD screen and buttons, indicating its smart thermostat feature for precise temperature control.

4. Energy Saving Features

Utilize the 'Energy Saver' mode, 'Sleep' mode, and the programmable 24-hour timer to reduce energy consumption and save on electricity bills. These options allow you to customize cooling preferences based on your schedule.



Figure 7: A hand is shown rinsing the removable mesh air filter under running water, demonstrating the ease of cleaning.

Product Overview Video

Your browser does not support the video tag.

Video 2: Official Keystone "Window/Wall Air Conditioners" overview. This video highlights the key features and benefits of Keystone air conditioning units.

MAINTENANCE

Regular maintenance ensures the longevity and efficient operation of your air conditioner.

Filter Cleaning

The 'Check Filter' alert will remind you when it's time to clean the mesh filter. A clean filter ensures efficient airflow and helps maintain the unit's performance. Simply remove the filter and rinse it under running water. Allow it to dry completely before reinserting.

TROUBLESHOOTING

If you encounter issues with your air conditioner, refer to the following common troubleshooting tips. For more complex problems, contact customer support.

- **Unit Not Turning On:** Ensure the unit is properly plugged into a dedicated 230V/20A outlet. Check your home's circuit breaker.
- **Insufficient Cooling:** Verify that the filter is clean (check for 'Check Filter' alert). Ensure windows and doors are closed to prevent cool air from escaping. Check for obstructions around the unit's vents.

- **Unusual Noises:** Some operational noise is normal. If you hear loud or unusual sounds, ensure the unit is securely installed and not vibrating against the window frame.
- **Water Leakage:** Ensure the unit is slightly tilted outwards to allow proper drainage of condensed water.



SPECIFICATIONS

Feature	Detail
Model Number	KSTAW25C
Cooling Capacity	25,000 BTU
Coverage Area	Up to 1,500 Sq. Ft.
Dehumidification Capacity	5.7 Pints/Hour
Voltage	230 Volts
Wattage	2427 watts
Product Dimensions (D x W x H)	26.5" x 26.5" x 18.6"
Item Weight	130.1 pounds
Sound Level	61.7 dB
Minimum Window Height	18.5"
Minimum Window Width	28"
Maximum Window Width	40.5"
Included Components	Air conditioner, remote control, 2 AAA batteries, mesh air filter, window installation kit, manual, warranty

WARRANTY AND SUPPORT

Keystone offers a 1-year limited warranty on this product. For any questions, technical assistance, or warranty claims, please contact Keystone customer support. You can also refer to the official user guide PDF for more detailed information. Official User Guide (PDF): [Download Here](#)



 <p>INSTALLATION INSTRUCTIONS</p> <p>Keystone KSTAT10-2D</p>	<p>Keystone KSTAT10-2D Air Conditioner Installation Instructions</p> <p>Comprehensive installation guide for the Keystone KSTAT10-2D air conditioner, detailing wall sleeve preparation, unit mounting, and finishing steps for various wall sleeve brands including Emerson, Fedders, Whirlpool, White-Westinghouse, Frigidaire, Carrier, General Electric, Hotpoint, Sears, Kenmore, and Friedrich.</p>
 <p>WINDOW/WALL-TYPE ROOM AIR CONDITIONER</p> <p>Keystone USER'S MANUAL</p> <p>Model: KSTHW08A KSTHW12A</p>	<p>Keystone Window/Wall Room Air Conditioner User Manual KSTHW08A KSTHW12A</p> <p>Comprehensive user manual for Keystone window and wall-type room air conditioners, models KSTHW08A and KSTHW12A. Includes safety instructions, installation guides, operating features, maintenance, and troubleshooting tips.</p>
 <p>WINDOW/WALL-TYPE ROOM AIR CONDITIONER</p> <p>Keystone USER'S MANUAL</p> <p>Model: KSTHW08A KSTHW12A</p>	<p>Keystone Window/Wall-Type Room Air Conditioner User's Manual</p> <p>This user's manual provides important safety instructions, installation guidance, operating instructions, care and cleaning tips, troubleshooting advice, and warranty information for Keystone window/wall-type room air conditioners.</p>
 <p>Keystone PORTABLE AIR CONDITIONER</p> <p>Model: KSTAP05PHA KSTAP07PHA</p>	<p>Keystone Portable Air Conditioner KSTAP05PHA & KSTAP07PHA Owner's Manual</p> <p>Comprehensive owner's manual for Keystone portable air conditioners, models KSTAP05PHA and KSTAP07PHA. Includes safety precautions, installation guides, operation instructions, maintenance tips, and troubleshooting.</p>
 <p>WINDOW AIR CONDITIONER</p> <p>Keystone USER'S MANUAL</p> <p>Model: KSTAP10PINV KSTAP12PINV KSTAP121HINV</p>	<p>Keystone Window Air Conditioner User Manual</p> <p>Comprehensive user manual for Keystone window air conditioners, covering safety precautions, installation instructions, operating procedures, maintenance, and troubleshooting tips for models KSTAP10PINV, KSTAP12PINV, and KSTAP121HINV.</p>
 <p>WINDOW AIR CONDITIONER</p> <p>Keystone USER'S MANUAL</p> <p>Model: KSTAW08INV KSTAW10INV KSTAW12INV</p>	<p>Keystone Window Air Conditioner User Manual - KSTAW08INV, KSTAW10INV, KSTAW12INV</p> <p>Comprehensive user manual for Keystone Window Air Conditioners (KSTAW08INV, KSTAW10INV, KSTAW12INV). Includes safety, installation, operation, care, and troubleshooting guides.</p>