

ELEPHAS BL128

ELEPHAS Mini Projector User Manual

Model: BL128

1. INTRODUCTION

Thank you for choosing the ELEPHAS Mini Projector. This manual provides essential information for setting up, operating, and maintaining your projector. Please read it thoroughly before use to ensure optimal performance and longevity of the device.

The ELEPHAS Mini Projector is a compact and portable device designed for versatile entertainment and presentation needs. It supports 1080P HD resolution and offers a large projection screen size, making it suitable for both indoor and outdoor use.

2. PACKAGE CONTENTS

Please verify that all items are present in the package:

- 1 x ELEPHAS Mini Projector
- 1 x Mini Tripod
- 1 x Remote Control
- 1 x User Manual (this document)
- 1 x HDMI Cable

3. PRODUCT OVERVIEW

Familiarize yourself with the components of your ELEPHAS Mini Projector.



The ELEPHAS Mini Projector is designed to be highly portable, easily fitting in the palm of your hand.

SMALL MACHINE GREAT ENERGY

While reducing product size, upgrade product performance



Internal design of the projector, highlighting its compact yet powerful light engine.

Detailed view of the German LED light source and emerald glass lens, designed for enhanced picture quality.

4. SETUP

4.1 Basic Placement

Position the projector on a stable, flat surface. For optimal viewing, ensure the projection surface (wall or screen) is clean and smooth. The included mini tripod can be used for minor height and angle adjustments.

Various setup options for the projector, including table placement, mini tripod installation, and ceiling mount, showing potential screen sizes.


4.2 Power Connection

1. Connect the power adapter to the projector's power input port.
2. Plug the power adapter into a suitable electrical outlet.

4.3 Connecting Devices

The projector supports multiple input sources. Ensure your device is powered on before connecting.

- **HDMI:** Connect your laptop, PC, TV Box, TV Stick, or gaming console using the provided HDMI cable.
- **USB:** Insert a USB flash drive for direct media playback.
- **AV:** Use an AV cable (not included) to connect older devices.
- **Audio Out:** Connect external speakers or headphones via the 3.5mm audio jack for enhanced sound.
- **Smartphone Connectivity:** For iOS/Android/Windows smartphones, a compatible HDMI adapter (e.g., Lightning to HDMI, Micro USB/Type-C to HDMI) is required and not included.



The projector is compatible with various smartphone operating systems, requiring an appropriate adapter for connection.

ENJOY MOVIE NIGHTS OUTDOORS EVEN WITHOUT WIFI

Outdoor projection is easier



Lightning to HDMI Adapter



Micro USB/Type-C to HDMI Adapter



* Adapters are not included *

Connecting smartphones to the projector for outdoor movie nights. Adapters are sold separately.

Official video demonstrating the features and portability of the ELEPHAS Mini Projector, including setup and usage scenarios.

5. OPERATING INSTRUCTIONS

5.1 Power On/Off

- **Power On:** Press the power button on the projector or the remote control. The indicator light will turn on.
- **Power Off:** Press the power button again. The projector will shut down.

5.2 Focus and Keystone Adjustment

- **Focus:** Rotate the focus ring on the projector lens until the projected image is clear and sharp.
- **Keystone Correction:** Use the keystone adjustment dial (if available) or the remote control to correct trapezoidal distortion if the projector is not perfectly perpendicular to the screen.



ADJUSTABLE 45 ANGLE PROJECTOR

The projector offers an adjustable angle for flexible projection setup.

5.3 Input Source Selection

Press the 'Source' button on the remote control or projector to cycle through available input sources (HDMI, USB, AV).

5.4 Audio Output

The projector has a built-in HIFI speaker. For a more immersive audio experience, connect external speakers or headphones to the 3.5mm audio output port.



The projector features a dual-band sound system designed for reduced noise and clear audio.

6. MAINTENANCE

6.1 Cleaning

- **Lens:** Use a soft, lint-free cloth specifically designed for optical lenses. Do not use abrasive cleaners or solvents.
- **Casing:** Wipe the projector's exterior with a soft, dry cloth. Avoid using liquid cleaners directly on the device.
- **Ventilation:** Ensure the ventilation vents are clear of dust and obstructions to prevent overheating.

6.2 Storage

When not in use, store the projector in a cool, dry place, away from direct sunlight and extreme temperatures. Use the lens cap to protect the lens from dust and scratches.


7. TROUBLESHOOTING

Problem	Possible Cause	Solution
No image projected	Power not connected; Incorrect input source; Loose cable connection	Check power cable; Select correct input source; Reconnect HDMI/USB cable securely
Image blurry	Out of focus; Incorrect projection distance	Adjust focus ring; Adjust projector distance from screen
No sound	Volume too low; Muted; External speakers not connected properly	Increase volume; Unmute; Check external speaker connection
Remote control not working	Dead batteries; Obstruction between remote and projector	Replace batteries; Remove obstructions; Point remote directly at projector's IR receiver
Cannot play Netflix/Amazon Prime/Hulu	HDCP copyright restrictions	Use an Amazon Fire Stick or Roku Stick for these services.

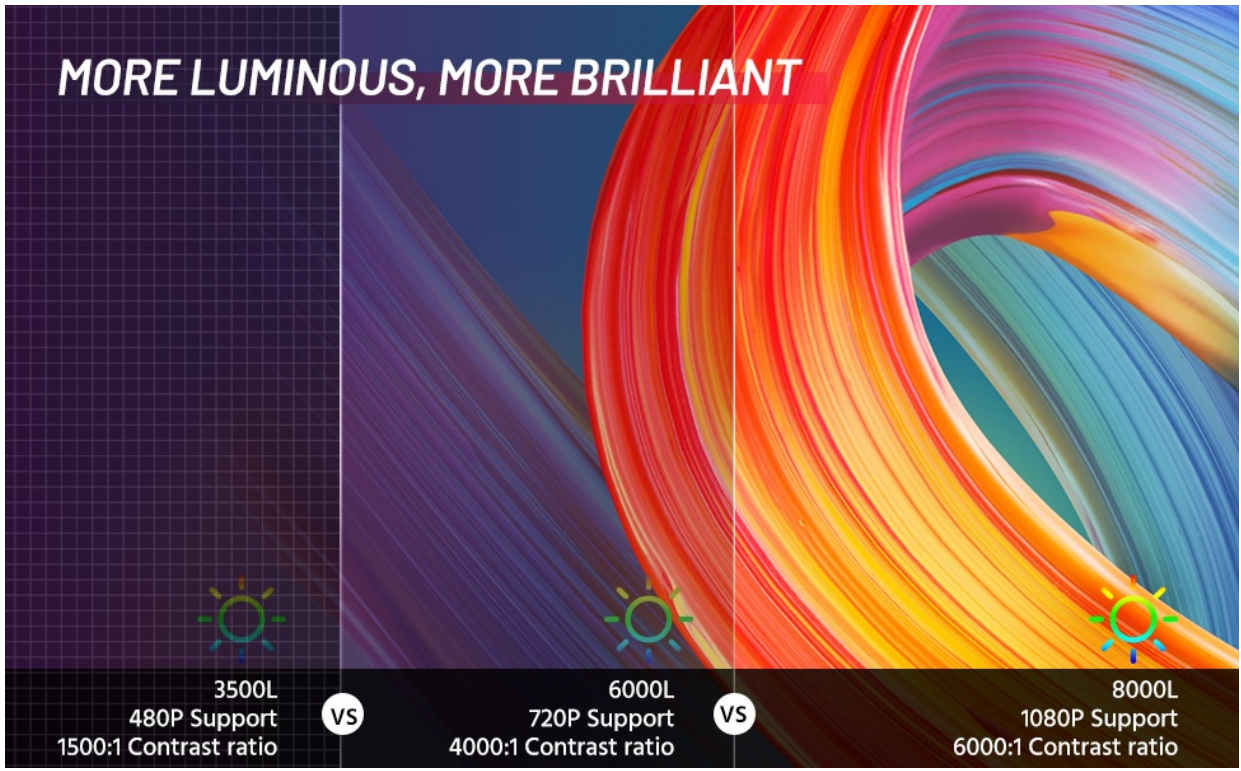
8. SPECIFICATIONS

- **Model Number:** BL128
- **Display Resolution:** 1920 x 1080 (1080P HD Support)
- **Brightness:** 8000L (Lumens)
- **Contrast Ratio:** 6000:1
- **Connectivity Technology:** HDMI, USB, AV, Audio Out
- **Product Dimensions:** 6 x 4.4 x 2.4 inches
- **Item Weight:** 1 pound
- **Manufacturer:** ELEPHAS

- **Country of Origin:** China
- **Special Features:** Portable, HDMI Connectivity, Built-in HIFI Speaker, Efficient Heat Dissipation System, Emerald Glass Lens, 24-bit True Color Support



Visual comparison demonstrating the enhanced brightness and color quality of the ELEPHAS projector.



Illustrates the progression of brightness and clarity from lower resolution projectors to the 8000L 1080P ELEPHAS model.


9. WARRANTY AND SUPPORT

ELEPHAS projectors come with a 3-year factory support warranty. For any issues or inquiries, please contact ELEPHAS customer service. Refer to the contact information provided on the product packaging or the official ELEPHAS website.

The product holds CE, FCC, RoHS, and PSE certificates, ensuring compliance with relevant safety and quality standards.






© 2024 ELEPHAS. All rights reserved.

Related Documents - BL128



ELEPHAS BL128

Discover the ELEPHAS BL128 portable LED LCD projector, offering Full HD 1080P resolution, 320 ANSI lumens, 6000:1 contrast, and integrated media player with Miracast and Airplay. Ideal for home entertainment.

 <p>ELEPHAS BL128</p> <p>Discover the ELEPHAS BL128, a game-portable LED LCD projector featuring 320 Ansi-Lumen, 6000:1 contrast, and HDTV 1920x1080 resolution. With a 60,000-hour lamp life and integrated media player, it supports Airplay, Miracast, and various media formats for versatile entertainment.</p>	<p>ELEPHAS BL128 Game-Portable LED LCD Projector Specifications</p> <p>Discover the ELEPHAS BL128, a game-portable LED LCD projector featuring 320 Ansi-Lumen, 6000:1 contrast, and HDTV 1920x1080 resolution. With a 60,000-hour lamp life and integrated media player, it supports Airplay, Miracast, and various media formats for versatile entertainment.</p>
 <p>ELEPHAS W13</p> <p>Detailed specifications and features of the Elephas W13 portable LCD LED projector, including its Full HD 1080p resolution, integrated media player, Wi-Fi connectivity, and quiet operation.</p>	<p>Elephas W13 Portable LCD LED Projector - Full HD 1080p</p> <p>Detailed specifications and features of the Elephas W13 portable LCD LED projector, including its Full HD 1080p resolution, integrated media player, Wi-Fi connectivity, and quiet operation.</p>
 <p>ELEPHAS W1K</p> <p>Detailed overview of the ELEPHAS W1K portable LCD LED projector, featuring HDTV 1920x1080 resolution, 10000:1 contrast, 30,000-hour LED lifespan, keystone correction, and 4K compatibility. Includes technical specifications and key features.</p>	<p>ELEPHAS W1K Portable LCD LED Projector - Specifications and Features</p> <p>Detailed overview of the ELEPHAS W1K portable LCD LED projector, featuring HDTV 1920x1080 resolution, 10000:1 contrast, 30,000-hour LED lifespan, keystone correction, and 4K compatibility. Includes technical specifications and key features.</p>
 <p>ELEPHAS YG561</p> <p>Detailed specifications and features of the ELEPHAS YG561 LCD LED projector, including resolution, brightness, connectivity options, and smart features. Optimized for search engines.</p>	<p>ELEPHAS YG561 LCD LED Projector: Specifications and Features</p> <p>Detailed specifications and features of the ELEPHAS YG561 LCD LED projector, including resolution, brightness, connectivity options, and smart features. Optimized for search engines.</p>
 <p>Animals: Mundane, Extinct, and Giant - Creature Compendium</p> <p>A detailed guide to mundane, extinct, and giant animal species, offering ecological insights and game statistics for role-playing adventures.</p>	<p>Animals: Mundane, Extinct, and Giant - Creature Compendium</p> <p>A detailed guide to mundane, extinct, and giant animal species, offering ecological insights and game statistics for role-playing adventures.</p>