

## Razer Hammerhead True Wireless

# Razer Hammerhead True Wireless Earbuds User Manual

Model: Hammerhead True Wireless (RZ12-02970500-R3M1)

Brand: Razer

## INTRODUCTION

This manual provides essential instructions for setting up, operating, maintaining, and troubleshooting your Razer Hammerhead True Wireless Earbuds. Please read this guide thoroughly to ensure optimal performance and longevity of your device.



*Image: The Razer Hammerhead True Wireless Earbuds shown with their charging case. The earbuds are white, and the case is also white with a green LED indicator.*

### 1. Unboxing and Package Contents

Carefully unpack your Razer Hammerhead True Wireless Earbuds. Ensure all components are present:

- Razer Hammerhead True Wireless Earbuds
- Charging Case
- USB-C Charging Cable
- Silicone Earbud Sleeves (various sizes)
- User Manual (this document)



*Image: The white charging case for the Razer Hammerhead True Wireless Earbuds, with a black USB-C charging cable and two grey silicone earbud sleeves.*

### 2. Initial Charging

Before first use, fully charge the earbuds and the charging case. Place the earbuds into the charging case and connect the USB-C cable to the case and a power source. The LED indicator on the case will show charging status.



*Image: A close-up of the Razer Hammerhead True Wireless Earbuds charging case with a USB-C cable plugged into its port, indicating the charging process.*

### **3. Bluetooth Pairing**

1. Open the charging case. The earbuds will automatically enter pairing mode.
2. On your device (smartphone, tablet, etc.), enable Bluetooth and search for available devices.
3. Select "Razer Hammerhead True Wireless" from the list of devices.
4. Once paired, the earbuds will automatically connect to the last paired device when removed from the case.

# BLUETOOTH 5.0 AND AUTO-PAIRING

For a reliable, energy-efficient connection



*Image: The Razer Hammerhead True Wireless Earbuds and charging case, accompanied by the Bluetooth 5.0 logo, highlighting their wireless connectivity feature.*

## 4. Razer Audio App Installation

For advanced customization and control, download the Razer Audio app from your device's app store. The app allows you to adjust equalizer settings, customize touch controls, and update firmware.

## OPERATING INSTRUCTIONS

---

### 1. Touch Controls

The earbuds feature intuitive touch controls for various functions:

- **Play/Pause:** Single tap on either earbud.
- **Next Track:** Double tap on the right earbud.
- **Previous Track:** Double tap on the left earbud.
- **Answer/End Call:** Single tap on either earbud.
- **Reject Call:** Tap and hold on either earbud.
- **Activate Voice Assistant:** Triple tap on either earbud.

- **Volume Control:** Customizable via the Razer Audio app.

## TOUCH-ENABLED AND VOICE-ASSISTANT COMPATIBLE

For convenient, intuitive control



*Image: A close-up view of a single Razer Hammerhead True Wireless Earbud, highlighting its touch-enabled surface for convenient control.*

### 2. Gaming Mode (Low Latency)

For an optimized gaming experience with minimal audio delay, activate Gaming Mode. This mode provides an ultra-low input latency of 60ms, ensuring audio is synchronized with your gameplay. This feature can typically be toggled via the Razer Audio app or specific touch gestures (refer to the app for details).

# ULTRA-LOW LATENCY CONNECTION

For immersive sound and competitive  
gaming advantage



*Image: The Razer Hammerhead True Wireless Earbuds and charging case, with text indicating "Ultra-Low Latency Connection" for immersive sound and competitive gaming.*

### 3. Audio Performance

The earbuds are equipped with custom-tuned 13mm dynamic drivers designed to deliver clear, balanced sound with deep bass, crisp highs, and rich mids. For personalized audio, use the Razer Audio app to adjust equalizer settings.

# CUSTOM-TUNED 13MM DRIVERS

For clear, balanced sound with extended bass



*Image: An illustration showing three views of a Razer Hammerhead True Wireless Earbud with green sound waves emanating, emphasizing the custom-tuned 13mm drivers for clear, balanced sound.*

## 4. Water-Resistant Design

The Razer Hammerhead True Wireless Earbuds feature a water-resistant design, allowing for use during various outdoor activities without concern for splashes or light rain. This design enhances durability for an active lifestyle.

# WATER-RESISTANT DESIGN

For an active lifestyle



*Image: Two Razer Hammerhead True Wireless Earbuds displayed side-by-side, with text indicating "Water-Resistant Design" for an active lifestyle.*



*Image: A close-up of a single Razer Hammerhead True Wireless Earbud with water droplets on its surface,*



## MAINTENANCE

---

### 1. Cleaning

Regularly clean your earbuds and charging case to maintain optimal performance and hygiene:

- Use a soft, dry, lint-free cloth to wipe the earbuds and case.
- For earbud tips, gently remove them and clean with a mild soap solution if necessary, then rinse and dry completely before reattaching.
- Avoid using abrasive materials or harsh chemicals.

### 2. Charging

To ensure consistent power, charge your earbuds and case regularly. The charging case provides additional battery life, extending total usage time up to 15 hours. Always use the provided USB-C cable for charging. The LED indicator on the charging case displays the battery status:

- **Green:** Fully charged or high battery.
- **Amber:** Medium battery.
- **Red:** Low battery, requires charging.

### 3. Storage

When not in use, store the earbuds in their charging case to protect them and keep them charged. Store the case in a cool, dry place away from direct sunlight and extreme temperatures.

## TROUBLESHOOTING

---

### 1. Earbuds Not Pairing or Connecting

- Ensure both earbuds are fully charged.
- Place both earbuds back into the charging case, close the lid, wait a few seconds, then open it again to re-initiate pairing mode.
- On your device, forget or remove the "Razer Hammerhead True Wireless" from your Bluetooth device list, then attempt to pair again.
- Try pairing with a different device to rule out device-specific issues.

### 2. One Earbud Not Working or Charging

- Check the charging contacts on both the earbud and inside the case for any debris or obstruction. Clean gently if necessary.
- Ensure the earbud is seated correctly in the charging case.
- Fully charge the case and earbuds. If one earbud consistently shows low battery or fails to charge, it may indicate a hardware issue.
- Perform a factory reset (refer to the Razer Audio app or Razer support website for specific instructions).

### 3. Microphone Issues (e.g., with Discord)

Some users may experience microphone conflicts when using the earbuds with certain applications like Discord on PC. If you encounter issues where you cannot speak or be heard:

- On your PC, go to Sound Settings.
- Under "Input" (for microphone) and "Output" (for playback), disable any entries related to the "Razer Hammerhead True Wireless Hands-Free AG Audio" or similar hands-free profiles.
- Ensure only the "Razer Hammerhead True Wireless Stereo" is enabled for playback.
- You may need to use an alternative microphone for voice chat if the stereo profile does not support simultaneous high-quality audio and microphone input.

#### 4. Sound Quality Issues

- Ensure the earbud sleeves are correctly sized and provide a good seal in your ear canal.
- Adjust equalizer settings via the Razer Audio app.
- Check for firmware updates through the Razer Audio app.

### SPECIFICATIONS

Feature	Detail
Model Name	Hammerhead True Wireless
Model Number	RZ12-02970500-R3M1
Connectivity Technology	Bluetooth 5.0
Driver Size	13mm Dynamic Drivers
Water Resistance Level	Water-resistant (Étanche)
Microphone Technology	Omnidirectional
Control Type	Touch, App Control
Battery Type	Lithium-polymer
Total Battery Life (with case)	Up to 15 hours
Earbud Weight	12 Grams
Impedance	32 Ohms
Frequency Response	20 Hz - 20 kHz

### WARRANTY INFORMATION

The Razer Hammerhead True Wireless Earbuds come with a manufacturer's warranty of **24 months** from the date of purchase. This warranty covers defects in materials and workmanship under normal use. Please retain your proof of purchase for warranty claims.

For detailed warranty terms and conditions, please visit the official Razer support website.

SUPPORT




If you encounter any issues not covered in this manual or require further assistance, please contact Razer Customer Support:




- **Online Support:** Visit the official [Razer Support Website](#).
- **Razer Audio App:** The app may offer in-app support or troubleshooting guides.

Before contacting support, please have your product model number (RZ12-02970500-R3M1) and proof of purchase ready.

© 2023 Razer Inc. All rights reserved. Razer, the triple-headed snake logo, and other trademarks are trademarks or registered trademarks of Razer Inc. and/or affiliated companies in the United States and other countries.

Related Documents - Hammerhead True Wireless

	<p><a href="#">Razer Hammerhead True Wireless Pro Master Guide</a></p> <p>Master guide for the Razer Hammerhead True Wireless Pro earbuds, covering setup, usage, features like ANC and low latency gaming mode, safety, and legal information.</p>
	<p><a href="#">Razer Hammerhead True Wireless Master Guide - Setup, Features, and Specifications</a></p> <p>Your essential guide to the Razer Hammerhead True Wireless earbuds. Learn about setup, pairing, gaming mode, ANC, technical specifications, safety guidelines, and maintenance.</p>
	<p><a href="#">Razer Hammerhead True Wireless Pro Master Guide</a></p> <p>Master guide for the Razer Hammerhead True Wireless Pro earbuds, detailing features like 60ms low latency, hybrid active noise cancellation, pairing, usage, safety, and technical specifications.</p>

	<p><a href="#">Razer Hammerhead True Wireless Earbuds: Master Guide</a></p> <p>Official master guide for Razer Hammerhead True Wireless Earbuds. Learn about setup, pairing, features like Gaming Mode, safety precautions, and maintenance for your wireless earbuds.</p>
	<p><a href="#">Razer Hammerhead True Wireless Pro Master Guide</a></p> <p>Comprehensive master guide for the Razer Hammerhead True Wireless Pro earbuds, covering setup, features like ANC and low latency gaming mode, safety, maintenance, and legal information.</p>
	<p><a href="#">Razer Hammerhead True Wireless Pro Master Guide - Features, Specs, and Usage</a></p> <p>Comprehensive master guide for the Razer Hammerhead True Wireless Pro earbuds, covering setup, technical specifications, usage modes like Gaming Mode and ANC, safety guidelines, and legal information.</p>