

## Bytech BYOPCP100BK

# BYTECH Wireless Charging Pad User Manual

Model: BYOPCP100BK

## INTRODUCTION

---

This manual provides essential information for the safe and efficient operation of your BYTECH Wireless Charging Pad. Please read it thoroughly before use and retain it for future reference.

The BYTECH Wireless Charging Pad is designed to provide convenient wireless charging for compatible cellular phones. Simply connect the pad to a power source and place your phone onto the charging surface to initiate charging automatically.

## PRODUCT OVERVIEW

---



An image showing the circular black wireless charging pad with a white ring accent and the 'B' logo in the center. A black USB-A cable extends from the pad, terminating in a standard USB-A connector.

## SETUP

---

1. **Connect to Power:** Insert the USB-A connector of the charging pad's cable into a compatible USB power adapter (not included) or a USB port on a computer or power bank. Ensure the power source provides sufficient output (e.g., 5V/2A or a Quick Charge compatible adapter for optimal performance).
2. **Placement:** Place the wireless charging pad on a flat, stable surface, such as a desk or nightstand.

3. **Power Indicator:** The charging pad may have an indicator light that illuminates when connected to power, signifying it is ready for use.

## OPERATING INSTRUCTIONS

1. **Initiate Charging:** Place your compatible cellular phone directly onto the center of the wireless charging pad. Ensure the phone is centered on the pad for proper alignment with the charging coil.
2. **Charging Confirmation:** Your phone should display a charging indicator (e.g., battery icon change, notification) within a few seconds. If no indicator appears, slightly adjust the phone's position on the pad.
3. **Case Compatibility:** The charging pad is designed to work with most phone cases. However, very thick cases or cases containing metal, magnets, or pop sockets may interfere with wireless charging. Remove such cases if charging issues occur.
4. **Optimal Performance:** For best charging speed, ensure your phone supports wireless charging and is placed correctly. Avoid placing foreign objects (e.g., metal, credit cards) between the phone and the charging pad.

## MAINTENANCE

- **Cleaning:** Disconnect the charging pad from the power source before cleaning. Use a soft, dry, lint-free cloth to wipe the surface. Do not use abrasive cleaners, solvents, or harsh chemicals.
- **Storage:** When not in use, store the charging pad in a cool, dry place away from direct sunlight and extreme temperatures.
- **Handling:** Avoid dropping the device or subjecting it to strong impacts. Do not disassemble or attempt to repair the charging pad yourself.
- **Liquid Exposure:** Keep the charging pad away from water and other liquids.

## TROUBLESHOOTING

Problem	Possible Cause / Solution
Phone not charging.	<ul style="list-style-type: none"><li>• Ensure the charging pad is properly connected to a working power source.</li><li>• Verify your phone supports wireless charging.</li><li>• Reposition the phone on the center of the charging pad.</li><li>• Remove any thick or metallic phone cases.</li><li>• Try a different USB power adapter.</li></ul>
Slow charging.	<ul style="list-style-type: none"><li>• Ensure your power adapter provides sufficient output (e.g., 10W or Quick Charge compatible).</li><li>• Check if your phone is properly aligned on the pad.</li><li>• Close unnecessary background applications on your phone.</li><li>• Avoid using your phone extensively while charging.</li></ul>
Charging pad or phone gets warm.	<ul style="list-style-type: none"><li>• It is normal for wireless charging to generate some heat.</li><li>• Ensure proper ventilation around the charging pad.</li><li>• If excessively hot, remove the phone and disconnect the pad from power. Allow it to cool before resuming use.</li></ul>

# SPECIFICATIONS

- **Model:** BYOPCP100BK
- **Power Input:** AC (via USB cable)
- **Output Wattage:** 10 watts
- **Compatible Devices:** Cellular Phones (Wireless Charging Enabled)
- **Connector Type:** Wireless
- **Mounting Type:** Tabletop Mount
- **Number of Ports:** 1 (USB for power input)
- **Product Dimensions:** 2.54 x 2.54 x 2.54 cm
- **Product Weight:** 66 g






# WARRANTY AND SUPPORT

The BYTECH Wireless Charging Pad comes with a safety guarantee and warranty. For specific warranty terms and conditions, please refer to the product packaging or contact BYTECH customer support.

For technical assistance or support inquiries, please visit the official Bytech website or contact their customer service department. Keep your purchase receipt for warranty claims.

**Manufacturer:** DJ Tech Pro USA, LLC

## Related Documents - BYOPCP100BK

	<a href="#">BYTECH 10W Magnetic Desk Wireless Charger with LED Light - User Manual</a> Comprehensive user guide for the BYTECH 10W Magnetic Desk Wireless Charger with LED Light. Includes specifications, compatible devices, operating instructions, safety precautions, and FCC compliance information.
	<a href="#">Bytech Gaming Sound Bar BY-GA-BS-005-BK Instruction Manual</a> Official instruction manual for the Bytech BY-GA-BS-005-BK Gaming Sound Bar. Learn how to use Bluetooth, FM radio, and control features. Includes specifications, safety guidelines, and troubleshooting tips.
	<a href="#">BYTECH GLOWSOUND Wireless Earbuds - BY-AU-BE-222-AC User Manual</a> User manual and specifications for the BYTECH GLOWSOUND Glow in the Dark Wireless Earbuds (Model BY-AU-BE-222-AC). Includes pairing, charging, touch controls, warnings, FCC compliance, and warranty information.
	<a href="#">Bytech ON-THE-GO SPEAKER BY-AU-BS-171-BK User Manual and Features</a> Comprehensive guide to the Bytech ON-THE-GO SPEAKER BY-AU-BS-171-BK, covering features, operation, specifications, safety warnings, FCC compliance, and warranty information.
	<a href="#">BYTECH BY-OP-CP-504-BK Wireless Charger with Flashing Lights - User Manual</a> Official user manual for the BYTECH BY-OP-CP-504-BK 5W LED Wireless Charger. Includes setup instructions, specifications, warnings, precautions, FCC compliance, and 12-month warranty information.



### [Bytech BY-BE-118 Echo Bluetooth Earbuds User Manual and Specifications](#)

User manual and specifications for Bytech BY-BE-118 Echo Bluetooth earbuds. Learn about pairing, charging, controls, and warranty information.