



[Manuals.plus](#) /

› [BERGNER](#) /

› Bergner Amarone 5-Piece Induction Cookware Set User Manual (Model BGIN-2141-BY)

BERGNER BGIN-2141-BY

Bergner Amarone 5-Piece Induction Cookware Set

Model: BGIN-2141-BY

INTRODUCTION

Thank you for choosing the Bergner Amarone 5-Piece Induction Cookware Set. This set is designed for versatile cooking, featuring a durable 5-layer marble non-stick coating and compatibility with various heat sources. Please read this manual carefully before first use to ensure proper operation and maintenance of your cookware.



Image: The complete Bergner Amarone 5-piece cookware set, showcasing the Kadhai with lid, Fry Pan, Tawa, and Mini Pan.

PRODUCT COMPONENTS

Your Bergner Amarone 5-Piece Cookware Set includes the following items:

- **1 x Kadhai with Glass Lid:** 24 cm diameter, 2.4 L capacity. Features a tempered glass lid with a steam vent.
- **1 x Fry Pan:** 24 cm diameter, 1.3 L capacity.
- **1 x Tawa:** 25 cm diameter.
- **1 x Mini Fry Pan:** 14 cm diameter.



LONG LASTING

Easy to Clean and Maintain

Image: Diagram illustrating the sizes of each piece in the Bergner Amarone cookware set: 24 cm Wok (Kadhai), 25 cm Tawa, 24 cm Fry Pan, and 14 cm Mini Pan.

SETUP AND FIRST USE

Before using your new cookware set, please follow these steps:

1. **Unpack and Inspect:** Carefully remove all packaging materials and inspect each piece for any damage.
2. **Initial Cleaning:** Wash each non-stick piece with warm, soapy water using a soft sponge. Rinse thoroughly and dry completely.
3. **Seasoning (Optional but Recommended):** Once your set is dry, lightly rub cooking oil (not spray oils) over the non-stick surface. Heat the oiled pan over low to medium heat on a burner for 1-2 minutes. Once the pan cools, wipe any excess oil with a paper towel. This helps condition the non-stick surface.

USE QUICK TIPS



**Use Oil or Butter
But No Spray Oils**



**Set Heat To
Low to Medium**



**Let The Pan Cool
Before washing**



**Use Wood & Nylon
Utensils to Prevent Scratches**



**Use a Soft
Sponge**

Image: Quick tips for using the cookware, including using oil/butter (no spray oils), setting heat to low to medium, letting pans cool before washing, and using wood/nylon utensils.

OPERATING INSTRUCTIONS

Follow these guidelines for optimal cooking results and to prolong the life of your cookware:

- **Heat Source Compatibility:** This cookware set is compatible with all major heat sources, including induction, gas, electric, vitroceramic, and halogen cooktops.
- **Heat Settings:** Always use low to medium heat settings. High heat can damage the non-stick coating and may cause food to burn. The aluminum construction ensures quick and even heat distribution.
- **Utensils:** To protect the non-stick surface, use only wooden or nylon utensils. Avoid metal utensils, as they can scratch and damage the coating.
- **Oil Usage:** While the non-stick coating allows for minimum oil cooking, a small amount of oil or butter is recommended for best results and flavor. Avoid aerosol cooking sprays, as they can leave a residue that is difficult to remove and may affect the non-stick performance over time.
- **Glass Lids:** The Kadhai comes with a tempered glass lid, allowing you to monitor your cooking without lifting the lid, thus retaining heat and moisture. The steam vent helps prevent boil-overs.



HIGH QUALITY NON-STICK COATING For Healthy Cooking

Image: The bottom of a Bergner Amarone pan, illustrating its compatibility with Gas, Induction, Vitroceramic, Electric, and Halogen cooktops.



Image: A Bergner Amarone fry pan with cooked eggs and vegetables, highlighting the high-quality non-stick coating for healthy cooking.

MAINTENANCE AND CARE

Proper care will extend the life and performance of your Bergner Amarone cookware:

- **Cool Before Cleaning:** Always allow the cookware to cool completely before washing. Submerging a hot pan in cold water can cause warping.
- **Hand Washing Recommended:** This cookware is **not dishwasher safe**. Hand wash with warm, soapy water using a soft sponge or cloth. Avoid abrasive cleaners, steel wool, or scouring pads, as these can damage the non-stick coating.
- **Stubborn Food:** For stubborn food residues, fill the pan with warm water and a small amount of dish soap, let it soak for 15-20 minutes, then clean as usual.
- **Storage:** Store cookware carefully to prevent scratching the non-stick surface. Place a soft cloth or paper towel between pans if stacking them.
- **Handles:** The soft-touch handles are designed for comfortable and secure handling. Ensure they are clean and dry before use.






FEATURES	BERGNER COOKWARE SET
INDUCTION COMPATIBLE	
ERGONOMIC, SOFT-TOUCH HANDLES	
SUPERIOR NON-STICK MARBLE COATING	
SUITABLE FOR ALL TYPES OF COOKTOPS	
DURABLE AND COMPACT	

Image: A hand cleaning a Bergner Amarone pan with a soft sponge, emphasizing its easy-to-clean surface.



COMPATIBLE WITH ALL COOKTOPS



GAS



INDUCTION



VITROCERAMIC



ELECTRIC



HALOGEN

Image: Close-up of the soft-touch handle on a Bergner Amarone pan, designed for a firm and comfortable grip.

TROUBLESHOOTING

If you encounter any issues with your Bergner Amarone cookware, consider the following common solutions:

- **Food Sticking:** Ensure you are using a small amount of oil or butter. Avoid high heat, which can degrade the non-stick coating over time. Re-seasoning the pan (as described in 'Setup and First Use') may help.
- **Uneven Heating:** Verify that the cookware is placed centrally on the heat source. For induction cooktops, ensure the burner size matches the base of the pan.
- **Scratches on Non-Stick Surface:** This is often caused by using metal utensils. Always use wooden or nylon utensils to prevent scratches. Minor scratches typically do not affect cooking performance.
- **Handles Becoming Loose:** Periodically check the screws on the handles. If loose, carefully tighten them with a screwdriver. Do not overtighten.

If problems persist, please refer to the 'Warranty and Support' section for assistance.

SPECIFICATIONS

Feature	Detail
Model Number	BGIN-2141-BY
Material	Pressed Aluminium (Body), Glass (Lid)
Coating	5-Layer Marble Non-Stick Coating
PFOA Free	Yes
Thickness	3mm
Handle Material	Aluminium with Soft Touch Coating
Heat Source Compatibility	Induction, Gas, Electric, Vitroceramic, Halogen
Dishwasher Safe	No
Oven Safe	No
Item Weight	1500 Grams



Image: An infographic highlighting key features of the Bergner Amarone cookware set, including pressed aluminium body, soft touch handle, tempered glass lid, 5-layer marble coating, and induction/gas stove compatibility.

WARRANTY AND SUPPORT

Your Bergner Amarone 5-Piece Induction Cookware Set comes with a **1-Year Warranty** against manufacturing defects from the date of retail purchase.

For warranty claims, product support, or any inquiries, please contact Bergner Impex (India) Pvt. Ltd. through their official customer service channels. Keep your purchase receipt as proof of purchase for warranty validation.

For more information, you may visit the [BERGNER Store on Amazon.in](#).



Image: The Bergner Amarone cookware set displayed with a '1 Year Warranty' badge, featuring Chef Vikas Khanna.

PRODUCT OVERVIEW VIDEO

Watch this official video for a visual guide to the Bergner Amarone 5-Piece Cookware Set's features and benefits.

Video: An official product video showcasing the Bergner Amarone 5-Piece Non-Stick Cookware Set, detailing its components, features like tempered glass lid, soft-touch handles, and compatibility with various cooktops.

