

Kwikset 99170-002

Kwikset SmartCode 917 Keypad Keyless Entry Electronic Lever Instruction Manual

INTRODUCTION

This manual provides detailed instructions for the installation, setup, operation, and maintenance of your Kwikset SmartCode 917 Keypad Keyless Entry Electronic Lever. Please read this guide thoroughly before installation and use to ensure proper functionality and security.



Image: Front and interior view of the Kwikset SmartCode 917 Electronic Lever in Venetian Bronze finish.

PRODUCT OVERVIEW AND FEATURES

The Kwikset SmartCode 917 is an electronic lever designed for convenient keyless access. Key features include:

- **Keypad Entry:** Provides secure and simple access without the need for traditional keys.
- **Code Management:** Supports up to 25 unique user codes, 5 one-time user codes, and 1 programming code for flexible access control.
- **Auto-Lock Feature:** Configurable to automatically lock the door after 30 seconds, 1 minute, 3 minutes, 5 minutes, or 10 minutes for added security.
- **Intrusion Alert:** Activates an alarm and disables the keypad for 1 minute after three consecutive incorrect code entries to deter tampering.
- **Low Light Entry:** The keypad illuminates with bright LED lights, allowing for easy code entry in dark conditions.
- **Vacation Mode:** A security feature that temporarily disables the keypad, preventing unauthorized access when you are away.
- **SmartKey Security:** Offers advanced protection against break-in techniques and allows you to re-key

the lock yourself in seconds to any Kwikset (KW1) key.

- **Battery Life:** Designed for approximately 12 months of battery life, operating on 4x AA alkaline batteries (not included).

PACKAGE CONTENTS

Verify that all components are present before beginning installation:

- SmartCode 917 Interior Assembly
- SmartCode 917 Touchpad Electronic Lever Exterior Assembly
- Left and Right Hand Levers
- Strike Plate
- Latch Mechanism
- 2 Keys
- Spindle
- SmartKey Tool
- Mounting Hardware
- Installation Guide
- 1x 9V Battery (for initial setup/testing)



Image: Exterior view of the Kwikset SmartCode 917 Electronic Lever, showing the keypad and keyhole.



Image: Interior view of the Kwikset SmartCode 917 Electronic Lever, showing the battery compartment cover.

INSTALLATION

The Kwikset SmartCode 917 is designed for straightforward installation using only a screwdriver. For detailed, step-by-step visual and audio guidance, it is recommended to utilize the BILT 3D interactive instructions available via the BILT app. Refer to the included physical installation guide for comprehensive written instructions and diagrams.

General Steps:

1. Prepare the door and frame according to the provided templates.
2. Install the latch mechanism into the door edge.
3. Install the exterior keypad assembly.
4. Install the interior assembly, ensuring proper cable connection.
5. Secure all components with the provided mounting hardware.
6. Insert the 9V battery (included) for initial power-up and testing.



Image: Exterior view of the Kwikset SmartCode 917 Electronic Lever installed on a wooden door.



Image: Interior view of the Kwikset SmartCode 917 Electronic Lever installed on a wooden door.



Image: Side view of the Kwikset SmartCode 917 Electronic Lever, illustrating the latch mechanism within the door frame.

SETUP

After physical installation, the lock requires programming for full functionality.

Programming User Codes

The lock supports up to 25 standard user codes and 5 one-time user codes. A single programming code is used to manage these access codes.

1. Enter your existing Programming Code (default is usually 1234, refer to your guide for specifics).
2. Press the Kwikset button.
3. Enter a new 4-8 digit User Code.
4. Press the Lock button.
5. Test the new User Code to ensure it functions correctly.

Setting Auto-Lock

The auto-lock feature can be configured to automatically re-lock the door after a set period.

1. Enter your Programming Code.

2. Press the Kwikset button.
3. Press the '9' button.
4. Press the Lock button.
5. Select the desired auto-lock delay:
 - '1' for 30 seconds
 - '2' for 1 minute
 - '3' for 3 minutes
 - '4' for 5 minutes
 - '5' for 10 minutes
6. Press the Lock button to confirm.

SmartKey Re-keying

The SmartKey Security feature allows you to re-key your lock to an existing Kwikset (KW1) key.

1. Insert the currently working key fully into the cylinder and turn it 90 degrees clockwise.
2. Insert the SmartKey tool fully into the SmartKey hole. Apply firm pressure and remove the SmartKey tool.
3. Remove the original key.
4. Insert the new key fully into the cylinder and turn it 90 degrees counter-clockwise.
5. Remove the new key. The lock is now re-keyed.



Image: Illustration of the SmartKey Security key and the re-keying tool, highlighting the reset tool insertion point.

OPERATING INSTRUCTIONS

Locking the Door

- **From the exterior:** Press the Kwikset button once.
- **From the interior:** Rotate the turn button to the locked position.

Unlocking the Door

- **Using a User Code:** Enter a valid 4-8 digit User Code on the keypad.
- **Using a Key:** Insert the key into the cylinder and turn to unlock.
- **From the interior:** Rotate the turn button to the unlocked position.

Vacation Mode

To temporarily disable all user codes for enhanced security when away:

1. Enter your Programming Code.
2. Press the Kwikset button.
3. Press the '7' button.
4. Press the Lock button.

To exit Vacation Mode, enter your Programming Code and press the Kwikset button, then press '7', then press the Lock button again, or use a valid key.

Low Light Entry

To illuminate the keypad in low light conditions, simply tap the keypad surface. The LED lights will activate for a short period.

MAINTENANCE

Battery Replacement

The SmartCode 917 operates on 4x AA alkaline batteries (not included). When the batteries are low, the lock will provide an audible and visual low battery warning. To replace:

1. Remove the interior cover.
2. Carefully remove the old batteries.
3. Insert four new AA alkaline batteries, ensuring correct polarity.
4. Replace the interior cover.

It is recommended to replace all four batteries simultaneously with new, high-quality alkaline batteries for optimal performance.

Cleaning

Clean the lock's exterior surfaces with a soft, damp cloth. Avoid using abrasive cleaners, solvents, or harsh chemicals, as these can damage the finish and electronic components.

TROUBLESHOOTING

If you encounter issues with your SmartCode 917, refer to the following common solutions:

Problem	Possible Cause	Solution
Lock does not respond to keypad entry.	Low batteries; incorrect code; keypad disabled.	Replace batteries; ensure correct code entry; check if Vacation Mode is active.

Problem	Possible Cause	Solution
Lock sounds alarm and keypad disables.	Intrusion alert activated (3 incorrect code entries).	Wait 1 minute for the keypad to reset. Ensure correct code is used next.
Auto-lock not functioning.	Auto-lock feature is disabled or incorrectly set.	Refer to the "Setting Auto-Lock" section to enable and configure the desired delay.
Key does not operate the lock.	Incorrect key; lock may have been re-keyed.	Ensure you are using the correct Kwikset (KW1) key. If re-keyed, use the new key.

For more complex issues or if troubleshooting steps do not resolve the problem, please consult the full installation and user guide or contact Kwikset customer support.

SPECIFICATIONS

- **Brand:** Kwikset
- **Model Name:** SmartCode 917 Keypad Keyless Entry Traditional Residential
- **Item Model Number:** 99170-002
- **UPC:** 883351731065
- **Lock Type:** Keypad
- **Special Feature:** Auto-Lock
- **Material:** Metal (Handle Material: Bronze)
- **Color:** Venetian Bronze
- **Style:** Traditional
- **Finish Type:** Brushed
- **Item Dimensions (L x W x H):** 3.87 x 4.11 x 9.49 inches
- **Item Weight:** 3.8 Pounds
- **Power Source:** 4x AA Alkaline Batteries (not included for operation)
- **Included Components:** SmartCode 917 interior assembly, SmartCode 917 touchpad electronic lever exterior assembly, left and right hand levers, strike, latch, 2 keys, spindle, SmartKey tool, mounting hardware, installation guide, and 1x 9V battery.

WARRANTY AND SUPPORT

Your Kwikset SmartCode 917 Electronic Lever comes with the following warranty:

- **Mechanical and Finish Warranty:** Lifetime
- **Electronics Warranty:** 1 Year

For warranty claims, technical assistance, or further support, please visit the official Kwikset website or contact their customer service department. Keep your proof of purchase for warranty validation.


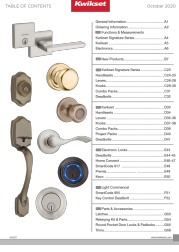














































	<p>Kwikset SmartCode 917 Residential Electronic Lever Installation and User Guide</p> <p>Comprehensive guide for installing and using the Kwikset SmartCode 917 Residential Electronic Lever. Covers parts, tools, step-by-step installation, programming user codes, lock functionality, troubleshooting, and important safeguards.</p>
	<p>Kwikset Door Hardware Catalog: Smart Locks, Handlesets, Levers & More</p> <p>Explore the Kwikset 2020 catalog featuring a wide range of door hardware, including smart locks, handlesets, levers, and deadbolts with advanced security features and finishes for homes and businesses.</p>
	<p>Kwikset SmartCode 913 Touchpad Electronic Deadbolt Installation and User Guide</p> <p>Detailed installation and user guide for the Kwikset SmartCode 913 Touchpad Electronic Deadbolt. Learn how to prepare your door, install the lock, add user codes, and troubleshoot common issues. Features SmartKey security for enhanced protection.</p>
	<p>Kwikset SmartCode 916 Touchscreen Electronic Deadbolt Installation and User Guide</p> <p>Comprehensive installation and user guide for the Kwikset SmartCode 916 touchscreen electronic deadbolt, featuring Z-Wave Plus and SmartKey security. Includes setup, programming, testing, and troubleshooting.</p>
	<p>Kwikset SmartCode Keypad Electronic Locks Quick Start Guide</p> <p>Quick Start Guide for Kwikset SmartCode™ 260 Keypad Electronic Locks (Model 52436-001 Rev 02). Covers installation, programming, and operation for contemporary and traditional models. Includes troubleshooting and support information.</p>
	<p>Kwikset SmartCode 913 Touchpad Electronic Deadbolt Installation and User Guide</p> <p>Comprehensive installation and user guide for the Kwikset SmartCode 913 electronic deadbolt, covering setup, programming, troubleshooting, and important safeguards.</p>

TABLE OF CONTENTS	Kwikset	October 2021
	General Information.....	A1
	Ordering Information.....	A2
	III Functions & Measurements	
	Kwikset Signature Series.....	A4
	Kwikset.....	A5
	Electronics.....	A6
	III New Products.....	B7
	III Kwikset Signature Series.....	C23
	Handsets.....	C24-25
	Levers.....	C26-28
	Knobs.....	C29-30
	Combo Packs.....	C31
	Deadbolts.....	C32
	III Kwikset.....	D33
	Handsets.....	D34
	Levers.....	D35-36
	Knobs.....	D37-38
	Combo Packs.....	D39
	Project Packs.....	D40
	Deadbolts.....	D41
	III Electronic Locks.....	E43
	Deadbolts.....	E44-45
	Home Connect.....	E46-47
	SmartCode 917.....	E48
	Premit.....	E49
	III Light Commercial	
	SmartCode 955.....	F51
	Key Control Deadbolt.....	F52
	III Parts & Accessories	
	Latches.....	G53
	Rekeying Kit & Parts.....	G54
	Round Pocket Door Locks & Padlocks.....	G55
	Tools.....	G56

[Kwikset Door Hardware Catalog and Terms](#)

Explore the Kwikset catalog featuring a wide range of door hardware, including handlesets, levers, knobs, and deadbolts. This document details product specifications, functions, finishes, and warranty information, highlighting Kwikset's commitment to quality and security with features like SmartKey Security and Microban antimicrobial technology.











lang:en **score:31** filesize: 10.37 M page_count: 56 document date: 2021-09-27

TABLE OF CONTENTS	Kwikset	Clear Pack July 2022
	General Information.....	A1
	Ordering Information.....	A2
	III Functions & Measurements	
	Kwikset Signature Series.....	A4
	Kwikset.....	A5
	Electronics.....	A6
	III New Products.....	B7
	III Kwikset Signature Series.....	C23
	Handsets.....	C24-25
	Levers.....	C26-28
	Knobs.....	C29-30
	Combo Packs.....	C31
	Deadbolts.....	C32
	III Kwikset.....	D33
	Handsets.....	D34
	Levers.....	D35-36
	Knobs.....	D37-38
	Combo Packs.....	D39
	Project Packs.....	D40
	Deadbolts.....	D41
	III Electronic Locks.....	E43
	Deadbolts.....	E44-45
	Home Connect.....	E46-47
	SmartCode 917.....	E48
	Premit.....	E49
	III Light Commercial	
	SmartCode 955.....	F51
	Key Control Deadbolt.....	F52
	III Parts & Accessories	
	Latches.....	G53
	Rekeying Kit & Parts.....	G54
	Round Pocket Door Locks & Padlocks.....	G55
	Tools.....	G56

[Kwikset Clear Pack July 2022: Door Hardware Catalog and Pricing](#)

Explore the Kwikset Clear Pack July 2022 catalog, featuring a comprehensive range of residential and commercial door locks, handlesets, levers, knobs, deadbolts, and electronic security solutions. Find product details, specifications, and pricing.



















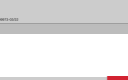


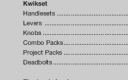





lang:nl **score:21** filesize: 8.18 M page_count: 56 document date: 2022-07-11

Table of Contents	
	General Information.....
	Ordering Information.....
	III Functions & Measurements
	Kwikset Signature Series.....
	Kwikset.....
	Electronics.....
	III New Products.....
	III Kwikset Signature Series.....
	Handsets.....
	Levers.....
	Knobs.....
	Combo Packs.....
	Deadbolts.....
	III Kwikset.....
	Handsets.....
	Levers.....
	Knobs.....
	Combo Packs.....
	Project Packs.....
	Deadbolts.....
	III Electronic Locks.....
	Deadbolts.....
	Home Connect.....
	SmartCode 917.....
	Premit.....
	Key.....
	III Light Commercial
	SmartCode 955.....
	Key Control Deadbolt.....
	III Parts & Accessories
	Latches.....
	Rekeying Kit & Parts.....
	Round Pocket Door Locks & Padlocks.....
	Tools.....

[Kwikset Door Hardware Catalog and Specifications](#)

Comprehensive catalog of Kwikset door locks, including handlesets, deadbolts, levers, knobs, and electronic smart locks. Features product specifications, functions, ordering information, and finishes.






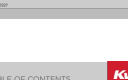








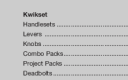





lang:nl **score:21** filesize: 7.02 M page_count: 30 document date: 2020-02-26

Table of Contents	
	General Information.....A1
	Ordering Information.....A2
	III Functions & Measurements.....A4
	Kwikset Signature Series.....A4
	Kwikset.....A5
	Electronics.....A6
	III New Products.....B7
	III Kwikset Signature Series.....C23
	Handlesets.....C24-25
	Levers.....C26-28
	Knobs.....C29-30
	Combo Packs.....C31
	Project Packs.....C32
	Deadbolts.....C32
	III Kwikset.....C33
	Handlesets.....C34
	Levers.....C35-36
	Knobs.....C37-38
	Combo Packs.....C39
	Project Packs.....C40
	Deadbolts.....C41
	III Electronic Locks.....E43
	Deadbolts.....E44-45
	Home Connect.....E46-47
	SmartCode 917.....E48
	Premis.....E49
	Kevo.....E50
	III Light Commercial.....F51
	SmartCode 895.....F52
	Key Control Deadbolt.....F52
	III Parts & Accessories.....G53
	Latches.....G53
	Relaying Kit & Parts.....G54
	Round Pocket Door Locks & Padlocks.....G55
	Time.....G56

[Kwikset Door Hardware Catalog and Price List](#)

Comprehensive catalog of Kwikset door locks, including handlesets, levers, knobs, deadbolts, and smart electronic locks. Features SmartKey Security, Home Connect, Kevo, SmartCode, and Premis technologies. Includes product specifications, finishes, and warranty information.






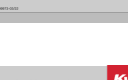








lang:nl score:21 filesize: 18.78 M page_count: 58 document date: 2020-07-10

TABLE OF CONTENTS		Kwikset	October 2020
	General Information.....A1		
	Ordering Information.....A2		
	III Functions & Measurements.....A4		
	Kwikset Signature Series.....A4		
	Kwikset.....A5		
	Electronics.....A6		
	III New Products.....B7		
	III Kwikset Signature Series.....C23		
	Handlesets.....C24-25		
	Levers.....C26-28		
	Knobs.....C29-30		
	Combo Packs.....C31		
	Project Packs.....C32		
	Deadbolts.....C32		
	III Kwikset.....C33		
	Handlesets.....C34		
	Levers.....C35-36		
	Knobs.....C37-38		
	Combo Packs.....C39		
	Project Packs.....C40		
	Deadbolts.....C41		
	III Electronic Locks.....E43		
	Deadbolts.....E44-45		
	Home Connect.....E46-47		
	SmartCode 917.....E48		
	Premis.....E49		
	Kevo.....E50		
	III Light Commercial.....F51		
	SmartCode 895.....F52		
	Key Control Deadbolt.....F52		
	III Parts & Accessories.....G53		
	Latches.....G53		
	Relaying Kit & Parts.....G54		
	Round Pocket Door Locks & Padlocks.....G55		
	Time.....G56		

[Kwikset Door Hardware Catalog: Smart Locks, Handlesets, Levers & More](#)

Explore the Kwikset 2020 catalog featuring a wide range of door hardware, including smart locks, handlesets, levers, and deadbolts with advanced security features and finishes for homes and businesses.


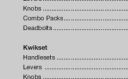






lang:nl score:21 filesize: 21.07 M page_count: 58 document date: 2020-12-08

TABLE OF CONTENTS		Kwikset	March 2022
	General Information.....A1		
	Ordering Information.....A2		
	III Functions & Measurements.....A4		
	Kwikset Signature Series.....A4		
	Kwikset.....A5		
	Electronics.....A6		
	III New Products.....B7		
	III Kwikset Signature Series.....C23		
	Handlesets.....C24-25		
	Levers.....C26-28		
	Knobs.....C29-30		
	Combo Packs.....C31		
	Project Packs.....C32		
	Deadbolts.....C32		
	III Kwikset.....C33		
	Handlesets.....C34		
	Levers.....C35-36		
	Knobs.....C37-38		
	Combo Packs.....C39		
	Project Packs.....C40		
	Deadbolts.....C41		
	III Electronic Locks.....E43		
	Deadbolts.....E44-45		
	Home Connect.....E46-47		
	SmartCode 917.....E48		
	Premis.....E49		
	Kevo.....E50		
	III Light Commercial.....F51		
	SmartCode 895.....F52		
	Key Control Deadbolt.....F52		
	III Parts & Accessories.....G53		
	Latches.....G53		
	Relaying Kit & Parts.....G54		
	Round Pocket Door Locks & Padlocks.....G55		
	Time.....G56		

[Kwikset Product Catalog and Price List - March 2021/2022](#)

Comprehensive catalog and price list for Kwikset door locks, including handlesets, levers, knobs, deadbolts, and electronic smart locks. Features product specifications, warranty information, and ordering details.





lang:en score:20 filesize: 26.08 M page_count: 56 document date: 2022-01-31

TABLE OF CONTENTS		Kwikset	Clear Pack May 2023
	General Information.....3		
	Ordering Information.....5		
	Functions & Measurements.....6		
	Kwikset Signature Series.....18-19		
	Handlesets.....20-21		
	Levers.....22-23		
	Knobs.....24		
	Combo Packs.....25		
	Deadbolts.....25		
	Kwikset.....29		
	Handlesets.....29		
	Levers.....30-31		
	Knobs.....32		
	Combo Packs.....33		
	Project Packs.....34		
	Deadbolts.....34		
	Electronic Locks.....44		
	Non-Connect Deadbolts.....44		
	Home Connect.....46		
	SmartCode 917.....48		
	HomeConnect 890.....49		
	SmartCode 260.....50		
	SmartCode 270.....52		
	Light Commercial.....54		
	SmartCode 895.....55		
	Key Control Deadbolt.....55		
	Parts & Accessories.....57		
	Latching, Kits, & Strips.....58		
	Relaying Kit & Parts.....59		
	Round Pocket Door Locks.....59		
	Time.....60		

[Kwikset Clear Pack May 2023: Door Hardware Catalog and Price List](#)

Explore the Kwikset Clear Pack May 2023 catalog, featuring a comprehensive range of residential and commercial door hardware, including handlesets, levers, knobs, deadbolts, and electronic locks with SmartKey Security and Microban technology.

lang:nl score:20 filesize: 24.37 M page_count: 58 document date: 2023-05-06

TABLE OF CONTENTS		Kwikset	May 2022
   			
General Information.....		A1	
Ordering Information.....		A2	
III Functions & Measurements			
Kwikset Signature Series.....		A4	
Kwikset.....		A5	
Electronics.....		A6	
III New Products.....		B7	
III Kwikset Signature Series.....		C23	
Handlesets.....		C24-25	
Levers.....		C26-28	
Knobs.....		C29-30	
Combo Packs.....		C31	
Deadbolts.....		C32	
III Kwikset.....		D33	
Handlesets.....		D34	
Levers.....		D35-36	
Knobs.....		D37-38	
Combo Packs.....		D39	
Project Packs.....		D40	
Deadbolts.....		D41	
III Electronic Locks.....		E43	
Deadbolts.....		E44-45	
Home Connect.....		E46-47	
SmartCode 917.....		E48	
Prem.....		E49	
III Light Commercial.....		F51	
SmartCode 955.....		F52	
Key Control Deadbolt.....		F52	
III Parts & Accessories.....		G53	
Latches.....		G53	
Rekeying Kit & Parts.....		G54	
Round Pocket Door Locks & Padlocks.....		G55	
Tools.....		G56	

Kwikset Door Hardware Catalog & Price Book - May 2022

Explore the Kwikset May 2022 Clear Pack Price Book, featuring a comprehensive catalog of residential and commercial door hardware, including handlesets, deadbolts, electronic locks, smart locks, and accessories. Find product specifications, ordering information, and warranty details.

lang:en score:20 filesize: 26.07 M page_count: 56 document date: 2022-05-25

TABLE OF CONTENTS		Kwikset	June 2020
A. GENERAL INFORMATION			
Terms and Conditions	A.1		
General Information	A.2		
Weights and Measurements	A.10		
Order Parts	A.15		
B. NEW PRODUCTS			
Miscellaneous	B.1		
Knobs	B.2		
Levers	B.3		
Knobs	B.4		
Knobs	B.5		
SmartCode 955 Lever	B.10		
SmartCode 917	B.11		
SmartCode 917	B.12		
SmartCode 917	B.13		
SmartCode 917	B.14		
SmartCode 917	B.15		
C. Kwikset Signature Series			
Handlesets	C.3		
Levers	C.10		
Knobs	C.12		
Deadbolts	C.13		
Specifications	C.15		
D. Kwikset			
Handlesets	D.3		
Levers	D.10		
Knobs	D.11		
Deadbolts	D.12		
Combo Packs	D.13		
Specifications	D.17		
E. ELECTRONIC LOCKS			
SmartCode 917	E.1		
SmartCode 917	E.2		
SmartCode 917	E.3		
Specifications	E.8		
F. LIGHT COMMERCIAL			
SmartCode 955 Commercial	F.1		
Specifications	F.2		
SmartCode 917	F.3		
Specifications	F.4		
G. ACCESSORIES			
SmartCode 917	G.1		
SmartCode 917	G.2		
SmartCode 917	G.3		
SmartCode 917	G.4		
H. SERVICE PARTS			
SmartCode 917	H.1		
SmartCode 917	H.2		
SmartCode 917	H.3		
SmartCode 917	H.4		
SmartCode 917	H.5		
SmartCode 917	H.6		
SmartCode 917	H.7		
SmartCode 917	H.8		
SmartCode 917	H.9		
SmartCode 917	H.10		
SmartCode 917	H.11		
SmartCode 917	H.12		
SmartCode 917	H.13		
SmartCode 917	H.14		
SmartCode 917	H.15		
SmartCode 917	H.16		
SmartCode 917	H.17		
SmartCode 917	H.18		
SmartCode 917	H.19		
SmartCode 917	H.20		

Kwikset 2020 Product Catalog and Price List

Explore the comprehensive Kwikset 2020 Product Catalog and Price List, featuring a wide range of innovative door hardware, smart locks, handlesets, deadbolts, and accessories. Discover secure, stylish, and durable solutions for residential and commercial applications.

lang:en score:17 filesize: 34.65 M page_count: 106 document date: 2020-08-24



SMARTCODE 917
RESIDENTIAL ELECTRONIC LEVER

Features

- Highest residential security rating
- 3-year battery life
- Reversible lever to fit left- or right-hand doors
- Lock owner can switch between three different locking modes: Auto lock, Manual, and Double Passage

User Codes

- Up to 20 user access codes
- Lock owner can program automatic user code lock-out after first passage
- Lock owner can program the lock from the outside with a programming code



*1 SELLING U.S. LOCK BRAND

[pdf] Specifications

kwikset 917tnl s specification sheet s1 img b build mediabase specifications 1671195 |||

Features User Codes Highest residential security rating 3-year battery life Reversible lever to ... Exterior: - 100 condensing Interior: 30 95 non-condensing Finishes 99170-001 Satin Nickel 15 **99170-002** Venetian Bronze 11P Dimensions D D B B A C C A Design Interior Exterior A 5 21/...

lang:en score:17 filesize: 1.37 M page_count: 2 document date: 2019-08-19



SMARTCODE 917
RESIDENTIAL ELECTRONIC LEVER

Features

- Highest residential security rating
- 3-year battery life
- Reversible lever to fit left- or right-hand doors
- Lock owner can switch between three different locking modes: Auto lock, Manual, and Double Passage

User Codes

- Up to 20 user access codes
- Lock owner can program automatic user code lock-out after first passage
- Lock owner can program the lock from the outside with a programming code



*1 SELLING U.S. LOCK BRAND

[pdf] Specifications

kwikset 917hnl s specification sheets1 img b build mediabase specifications 1671194 sheet |||

Features User Codes Highest residential security rating 3-year battery life Reversible lever to ... Exterior: - 100 condensing Interior: 30 95 non-condensing Finishes 99170-001 Satin Nickel 15 **99170-002** Venetian Bronze 11P Dimensions D D B B A C C A Design Interior Exterior A 5 21/...

lang:en score:17 filesize: 1.37 M page_count: 2 document date: 2019-08-19

TABLE OF CONTENTS		Kwikset	October 2020
A. GENERAL INFORMATION			
Terms and Conditions	A.1		
General Information	A.3		
Weights and Measurements	A.10		
Order Forms	A.15		
B. NEW PRODUCTS			
Model	B.1		
Handle Touch	B.2		
Knob	B.4		
Lever	B.5		
Axis	B.6		
Turnover	B.10		
SmartCode 917 Lever	B.13		
917 S2T	B.14		
Prox Card Lock	B.16		
917 SmartCode	B.18		
C. KWIKSET SIGNATURE SERIES			
Model	C.2		
Lever	C.3		
Knob	C.10		
Deadbolt	C.14		
SmartCode	C.15		
D. KWIKSET			
Model	D.2		
Lever	D.3		
Knob	D.5		
Deadbolt	D.6		
Combo Pad	D.7		
Specifications	D.7		
E. ELECTRONIC LOCKS			
Model	E.1		
Knob	E.2		
SmartCode	E.3		
Home Connect	E.5		
SmartCode	E.6		
F. LIGHT COMMERCIAL			
Model	F.1		
SmartCode	F.2		
Key Control Deadbolt	F.3		
SmartCode	F.4		
G. ACCESSORIES			
Model	G.1		
Prox Card Lock	G.2		
SmartCode	G.3		
SmartCode	G.4		
H. SERVICE PARTS			
Model	H.1		
Key & Turnover	H.2		
SmartCode	H.3		
SmartCode S2T	H.4		
Key Control	H.5		
Lever	H.6		
Knob	H.7		
SmartCode	H.8		
SmartCode	H.9		
SmartCode	H.10		
SmartCode	H.11		
SmartCode	H.12		
SmartCode	H.13		
SmartCode	H.14		
SmartCode	H.15		
SmartCode	H.16		
SmartCode	H.17		
SmartCode	H.18		
SmartCode	H.19		
SmartCode	H.20		
SmartCode	H.21		

Kwikset 2020 Product Catalog: Locks, Smart Home Security & Door Hardware

Explore the comprehensive Kwikset 2020 Product Catalog featuring a wide range of locks, smart home security solutions, deadbolts, handlesets, levers, knobs, and accessories. Find detailed specifications, pricing, and warranty information.

lang:en score:17 filesize: 34.89 M page_count: 108 document date: 2020-11-18



Kwikset SmartCode 917 Residential Electronic Lever Lock - Features, Specs, and Finishes

Explore the Kwikset SmartCode 917 Residential Electronic Lever lock. Discover its advanced features, detailed specifications, dimensions, available finishes, and innovative security benefits, including SmartKey Security.

lang:en score:15 filesize: 1.37 M page_count: 2 document date: 2020-05-22