

Monster 2MNSK1717B0L2

Monster S310 Bluetooth Speaker User Manual

Model: 2MNSK1717B0L2 | Brand: Monster

INTRODUCTION

The Monster S310 Bluetooth Speaker is engineered to deliver a powerful and immersive audio experience. Featuring 30W True Wireless Stereo Pairing capability, it provides dynamic sound with substantial deep bass. Its waterproof design ensures durability for various environments, from outdoor adventures to poolside relaxation. With Bluetooth 5.2 connectivity and a built-in microphone, the S310 offers effortless pairing and hands-free calling, making it a versatile companion for your music and communication needs.



Figure 1: The Monster S310 Bluetooth Speaker, showcasing its waterproof design with water splashing around it.

PACKAGE CONTENTS

Ensure all items are present in the package:

- Monster S310 Bluetooth Speaker
- Charging Cable (USB)
- User Manual (this document)

PRODUCT OVERVIEW

Controls and Indicators

The top panel of the Monster S310 speaker features intuitive controls for easy operation:

- **Power Button (⏻):** Press and hold to power on/off.
- **Volume Down (⏮):** Decrease volume.
- **Volume Up (⏭):** Increase volume.
- **Play/Pause Button (⏸):** Play or pause audio playback.
- **Mode Button (M):** Switch between Bluetooth and other input modes (e.g., SD card).
- **LED Indicator:** Displays power status, pairing status, and charging status.



Figure 2: Close-up of the speaker's top panel, showing the power, volume, play/pause, and mode buttons.

Ports and Connections

The speaker includes a protected port for charging and media playback:

- **Charging Port:** For connecting the USB charging cable.
- **Micro SD Card Slot:** Insert a Micro SD card for direct audio playback.



Figure 3: An exploded view illustrating the internal components of the Monster S310 speaker, including its dual drivers.

SETUP

Charging the Speaker

Before first use, fully charge the speaker. Connect the provided USB charging cable to the speaker's charging port and a compatible USB power source. The LED indicator will show charging status. A full charge takes approximately 24 hours.




Figure 4: The Monster S310 speaker overlaid on a city skyline, illustrating its 24-hour playtime capability.

Powering On/Off

- **To Power On:** Press and hold the Power button () for 2-3 seconds until you hear an audible prompt and the LED indicator lights up.
- **To Power Off:** Press and hold the Power button () for 2-3 seconds until you hear an audible prompt and the LED indicator turns off.

Bluetooth Pairing

The Monster S310 uses Bluetooth 5.2 for a stable and efficient wireless connection up to 100 feet.

1. Ensure the speaker is powered on and in Bluetooth pairing mode (the LED indicator will blink rapidly).
2. On your smartphone, tablet, or other Bluetooth-enabled device, go to the Bluetooth settings.
3. Search for available devices and select "Monster S310" from the list.
4. Once connected, you will hear an audible confirmation, and the LED indicator will turn solid blue.



Figure 5: The Monster S310 speaker highlighting its Bluetooth 5.2 connectivity for stable and fast pairing.

Your browser does not support the video tag.

Video 1: A brief product overview of the Monster S310 speaker, demonstrating its compact size and controls.

OPERATING INSTRUCTIONS

Playing Audio

- **Play/Pause:** Press the Play/Pause button (⏮) once.
- **Volume Adjustment:** Press the Volume Up (^) or Volume Down (v) buttons to adjust the volume level.
- **Next/Previous Track:** Long press the Volume Up (^) for next track or Volume Down (v) for previous track.

True Wireless Stereo (TWS) Pairing

For an enhanced audio experience, two Monster S310 speakers can be paired together to create a 60W true wireless stereo system with 360° sound.

1. Ensure both S310 speakers are powered on and not connected to any other Bluetooth device.
2. On one speaker (this will be the primary speaker), double-press the Mode (M) button. The speaker will enter TWS pairing mode.
3. The primary speaker will automatically search for and connect to the secondary speaker. You will hear a confirmation tone once connected.
4. Once TWS is established, connect your Bluetooth device to the primary speaker as described in the "Bluetooth Pairing" section.



Figure 6: Two Monster S310 speakers wirelessly connected, demonstrating the True Wireless Stereo pairing feature for a wider soundstage.

Hands-Free Calling

The built-in microphone allows for hands-free calls when connected to your smartphone.

- **Answer/End Call:** Press the Play/Pause button () once.
- **Reject Call:** Press and hold the Play/Pause button () for 2 seconds.



Figure 7: A user interacting with the Monster S310 speaker for hands-free calling, demonstrating its built-in microphone functionality.

Using the Micro SD Card Slot

You can play music directly from a Micro SD card without needing a Bluetooth connection.

1. Insert a Micro SD card (pre-loaded with MP3 audio files) into the Micro SD card slot.
2. The speaker will automatically switch to Micro SD card mode and begin playing music.
3. Use the Play/Pause and Volume buttons to control playback.

MAINTENANCE

Cleaning

To maintain the speaker's appearance and performance, wipe it with a soft, damp cloth. Do not use harsh chemicals or abrasive cleaners.

Water Resistance

The Monster S310 speaker is water-resistant (Water Resistant level), making it suitable for use in environments with splashes, rain, or gentle spray. It is ideal for shower rooms, by the pool, or at the beach. However, it is not designed to be submerged in water. Ensure the charging port cover is securely closed before exposing the speaker to water.



Figure 8: The Monster S310 speaker demonstrating its water-resistant capabilities, suitable for various outdoor and wet environments.

TROUBLESHOOTING

Issue	Possible Cause	Solution
No Power	Battery is depleted.	Charge the speaker fully.
Cannot Pair via Bluetooth	Speaker is not in pairing mode or already connected to another device. Device's Bluetooth is off.	Ensure speaker is in pairing mode. Disconnect from other devices. Turn on Bluetooth on your device.
Poor Sound Quality	Speaker is too far from the device. Obstructions between speaker and device. Low battery.	Move speaker closer to device. Remove obstructions. Charge the speaker.
Cannot TWS Pair	Speakers are already connected to other devices. Incorrect pairing procedure.	Ensure both speakers are disconnected from other devices. Follow TWS pairing instructions carefully.

SPECIFICATIONS

Model Name	2MNSK1717B0L2
Brand	Monster
Speaker Type	Portable Speaker
Connectivity Technology	Bluetooth 5.2
Speaker Maximum Output Power	30 Watts (60W with TWS)
Battery Life	Up to 24 hours (at appropriate volume)
Charging Time	24 Hours
Wireless Range	Up to 100 Feet (approx. 30 meters)
Water Resistance Level	Water Resistant
Item Weight	1 Pound
Product Dimensions	4.3"D x 8.7"W x 4.3"H







WARRANTY AND SUPPORT

Monster provides a lifetime customer service for your purchase, ensuring a risk-free experience. For any questions, concerns, or support needs, please feel free to contact us. We are committed to providing premium service within 24 hours.

Please refer to your purchase documentation for specific warranty terms and conditions.



Related Documents - 2MNSK1717B0L2

	<p>Monster Champion MH11903 Wireless Earphones Quick Start Guide</p> <p>This quick start guide provides essential information for the Monster Champion MH11903 wireless earphones, covering product overview, setup, pairing, controls, and troubleshooting.</p>
	<p>Monster DNA GO True Wireless Earbuds User Manual and Specifications</p> <p>Official user manual and technical specifications for the Monster DNA GO True Wireless Earbuds, covering setup, operation, charging, troubleshooting, and product details.</p>
	<p>Monster GI30 High Power Speakers User Manual and Specifications</p> <p>Comprehensive user manual for the Monster GI30 1800 Watt High Power Speakers, covering setup, operation, features like Bluetooth and TWS, technical specifications, safety guidelines, and warranty information.</p>
	<p>Monster DNA MAX Bluetooth Speaker: User Manual and Specifications</p> <p>Comprehensive guide to the Monster DNA MAX portable Bluetooth speaker, covering functions, pairing, charging, Monster Share™ Party Mode, product specifications, safety, and compliance.</p>
	<p>Monster DNA ONE Portable Bluetooth Speaker User Manual and Features</p> <p>Comprehensive user manual for the Monster DNA ONE portable Bluetooth speaker, detailing features, operation, charging, and safety information. Learn about its IP67 rating, Monster Share™ technology, and Pure Monster Sound.</p>
	<p>Monster Maxstar MQT39 True Wireless Bluetooth Earphones Instruction Manual</p> <p>Comprehensive instruction manual for the Monster Maxstar MQT39 True Wireless Bluetooth Earphones, covering product parameters, operation, charging, wearing, troubleshooting, and warranty information.</p>