

[Manuals.plus](#) /

> [Blukar](#) /

> Blukar K9203 In-Ear Headphones User Manual

Blukar K9203

Blukar K9203 In-Ear Headphones User Manual

Model: K9203

INTRODUCTION

Thank you for choosing Blukar K9203 In-Ear Headphones. This manual provides essential information for the proper setup, operation, and maintenance of your headphones. Please read it carefully before use.



Image: Diagram illustrating the internal components of the Blukar K9203 in-ear headphones, highlighting dynamic audio quality. A frequency response graph is also shown below the headphone diagram.

SETUP

1. Selecting the Right Ear Tips

The Blukar K9203 headphones come with four sizes of soft silicone ear tips (XS, S, M, L) to ensure a comfortable and stable fit. Choosing the correct size is crucial for optimal sound quality and noise isolation.

- **Test different sizes:** Try each ear tip size to find the one that creates a snug seal in your ear canal without causing discomfort.
- **Proper fit:** A good fit will block out external noise and enhance bass response.

ERGONOMIC DESIGN

Soft silicone eartips with 4 sizes offers sublime comfort and stability.





Image: A visual guide showing the four different sizes of silicone ear tips (XS, S, M, L) included with the Blukar K9203 headphones. A person is shown wearing the headphones, demonstrating proper fit.

2. Connecting to Your Device

The Blukar K9203 headphones feature a standard 3.5mm audio jack for wide compatibility.

- **Locate the audio port:** Identify the 3.5mm headphone jack on your smartphone, tablet, laptop, or other audio device.
- **Insert the jack:** Firmly insert the 3.5mm audio jack of the headphones into your device's audio port until it clicks into place.
- **Compatibility:** These headphones are compatible with most devices equipped with a 3.5mm headphone jack.

WIDE COMPATIBILITY

Compatible with any 3.5mm audio devices



Laptop



Tablet



Phone



MP3



Image: An illustration demonstrating the wide compatibility of the Blukar K9203 headphones' 3.5mm jack with various devices, including laptops, tablets, smartphones, and MP3 players.

OPERATING INSTRUCTIONS

The Blukar K9203 headphones feature an in-line remote control with a built-in microphone for convenient audio and call management.

Remote Control Functions:

Action	Function
Volume Up (+)	Increase volume
Volume Down (-)	Decrease volume
Press once (Center Button)	Play/Pause music; Answer/End call
Double click (Center Button)	Next song
Triple click (Center Button)	Previous song
Long press (Center Button)	Refuse incoming call

EXCELLENT EXPERIENCE OF MUSIC AND COMMUNICATION

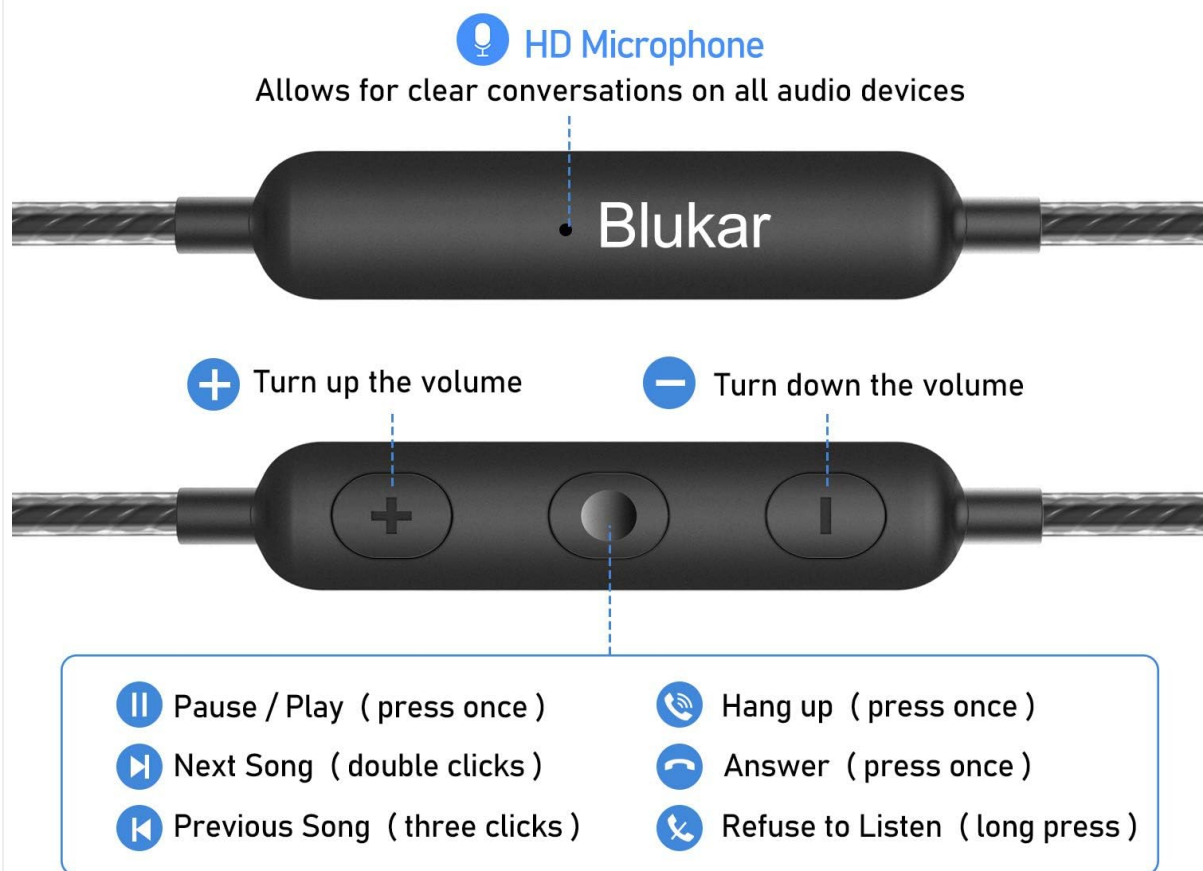


Image: A detailed view of the in-line remote control on the Blukar K9203 headphones, illustrating the functions of each button for music playback and call management.

Microphone Usage:

The integrated HD microphone allows for clear conversations during calls. Ensure the microphone is positioned appropriately for optimal voice pickup.

High-performance of isolating the surrounding noises



Image: Individuals using the Blukar K9203 headphones in different environments, highlighting the noise-isolating capabilities for an immersive audio experience.

MAINTENANCE

Proper care will extend the lifespan of your Blukar K9203 headphones.

- **Cleaning:** Regularly clean the ear tips with a soft, dry cloth. For deeper cleaning, remove the ear tips and wash them with mild soap and water, ensuring they are completely dry before reattaching.
- **Cable Care:** Avoid sharp bends, twists, or excessive pulling on the cable. Store the headphones neatly to prevent tangling. The durable metal and plastic material of the cable is designed to resist wear, but proper handling is still recommended.
- **Storage:** When not in use, store the headphones in a clean, dry place, preferably in a protective pouch to prevent dust accumulation and physical damage.
- **Avoid Moisture:** While the headphones have some water resistance, avoid prolonged exposure to water or high humidity. Do not submerge them in liquid.

TROUBLESHOOTING

If you encounter issues with your Blukar K9203 headphones, refer to the following common solutions:

No Sound or Low Volume:

- **Check Connection:** Ensure the 3.5mm jack is fully inserted into your device's audio port.
- **Volume Levels:** Verify that the volume on both your device and the headphone's in-line remote is turned up.
- **Audio Source:** Confirm that the audio is playing correctly from your device's selected output.
- **Test with another device:** Connect the headphones to a different device to determine if the issue is with the headphones or the original device.

Poor Sound Quality (Distortion, Muffled Sound):

- **Ear Tip Fit:** Ensure you are using the correct size ear tips for a proper seal. An improper fit can significantly affect sound quality, especially bass.
- **Clean Ear Tips/Grilles:** Check if the ear tips or headphone grilles are obstructed by earwax or debris. Clean them carefully.
- **Audio Source Quality:** Low-quality audio files or streaming can result in poor sound. Try playing a high-quality audio file.

Microphone Not Working:

- **Device Compatibility:** Ensure your device supports external microphones via the 3.5mm jack.
- **App Permissions:** Check microphone permissions in the settings of the app you are using (e.g., calling app, voice recorder).
- **Test Microphone:** Use a voice recording app on your device to test if the microphone is picking up sound.

SPECIFICATIONS

Feature	Detail
Brand	Blukar
Model Number	K9203
Connectivity Technology	Wired (3.5mm Jack)
Ear Placement	In-Ear
Form Factor	In-Ear
Noise Control	Sound Isolation
Microphone	Integrated
Control Type	Volume Control, Button Push
Frequency Range	20 Hz - 20,000 Hz
Audio Driver Type	Dynamic
Material	Silicone, Plastic, Metal
Cable Features	Durable, 120 cm length
Water Resistance Level	Waterproof (Implies resistance, not submersible)

Feature	Detail
Compatible Devices	Phones, Mobile Phones, Laptops, Tablets
Included Components	Cable, Ear Tips (XS/S/M/L)
Color	Grey
GTIN (UPC)	631060836911

WARRANTY INFORMATION

Blukar products are designed and manufactured to the highest quality standards. For specific warranty details, please refer to the warranty card included with your purchase or contact Blukar customer support. Typically, a standard manufacturer's warranty covers defects in materials and workmanship under normal use.

CUSTOMER SUPPORT

If you have any questions, require technical assistance, or need further support regarding your Blukar K9203 In-Ear Headphones, please contact Blukar customer service through the retailer where you purchased the product or visit the official Blukar website for contact information.

For online support, you may visit the Blukar store page: [Blukar Store](#)