

## YA-MAN MS-70P

# YA-MAN Myse MS-70P Facial Cleanser Cleansing Lift User Manual

## INTRODUCTION

Thank you for purchasing the YA-MAN Myse MS-70P Facial Cleanser Cleansing Lift. This device is designed to enhance your daily facial cleansing routine by combining sound wave vibrations, ion technology, and Electrical Muscle Stimulation (EMS) to address pore concerns and promote facial muscle stimulation. Please read this manual thoroughly before use to ensure safe and effective operation.

## IMPORTANT SAFETY INFORMATION

**To prevent injury or damage to the device, always observe the following safety precautions:**

### Do Not Use If You Have Any of the Following Conditions:

- Using electrical medical devices (e.g., pacemakers, artificial cardio lung, wearable medical electrical equipment like electrocardiometers).
- Heart disease or suspected heart disorder.
- Inability to express thoughts or perceive temperature/stimulation.
- Autoimmune diseases.
- Acute diseases, infectious diseases, malignant edema, or fever.
- High blood pressure or blood disease.
- Circulatory function disorders (e.g., diabetes).
- Nerve disorders, skin diseases, or atopic dermatitis.
- Currently taking medications or undergoing hospital treatment.
- Known allergies, skin allergies, or contact dermatitis.
- Skin anxiety or existing skin conditions like inflammation.

**Consult a physician before use if any of these conditions apply.**

### Do Not Use On The Following Areas:

- Areas with broken skin, fractures, or surgical sites (including cosmetic procedures).
- Areas with internal bleeding, swelling, or shadows after cosmetic medical procedures.

- Avoid use for 2 weeks after surgery. Consult a physician if any issues arise. (Examples: Hyaluronic acid injection, silicone infusion, Botox, thread lift, double shaping, HIFU, etc.)

**If you experience discomfort or skin abnormalities during use, stop immediately and consult a physician.**

## PRODUCT OVERVIEW

---

The YA-MAN Myse MS-70P is a compact, waterproof facial device designed for comprehensive skin care. It integrates cleansing and lifting functions for daily use.

### Components:

- Main Unit (YA-MAN Myse MS-70P)
- Charging Base (with USB cable, approx. 3.3 ft / 1 m, Type A)

### Key Features:

- **Facial Muscle Care with EMS:** Stimulates facial muscles during cleansing.
- **Pore Care:** Utilizes sound waves and ion force to remove dirt from pores.
- **Waterproof Design (IPX7):** Suitable for use in the bath or shower.
- **Cordless Operation:** Provides convenience and flexibility.
- **Conductive Silicone Brush:** Designed for effective ion and EMS functionality.



**Figure 1:** The YA-MAN Myse MS-70P device, showcasing its ergonomic design and silicone brush heads. The device is pink with a white base and features indicator lights and a power/level button.

毛穴汚れを除去  
洗顔ブラシ

表情筋を鍛える  
EMS

洗顔しながら 表情筋を鍛える

1回  
1分 リフトケア※洗顔

※機器を上へ動かすこと

**Figure 2:** An illustrative diagram highlighting the dual functionality of the device: effective facial cleansing to remove pore dirt and EMS for training facial muscles. This combination provides a comprehensive lift care experience during washing.

毎日必ず行う洗顔で、毛穴汚れにアプローチ  
するだけでなく、リフトケア<sup>\*</sup>もできちゃう

画期的な洗顔デバイスが

# 誕生。



特殊な **導電性シリコンブラシ**を採用することで、  
振動ブラシに **イオンとEMS機能**を搭載！

毛穴汚れをしっかりと除去しながら、  
同時にリフトケア<sup>\*</sup>を叶えます！

※機器を上へ動かすこと

**Figure 3:** This image emphasizes the innovative design of the device, featuring special conductive silicone brushes that integrate ion and EMS functions. It explains how the device thoroughly removes pore dirt while simultaneously providing lift care.



「EMS」×「イオン」×「音波振動」で

# 毛穴悩みに 徹底アプローチ！

Point.1

EMS

表情筋を刺激

Point.2

イオン導出

汚れを吸着

Point.3

イオン導入

美容液成分  
を浸透※

※角質層まで

Point.4

音波振動

振動でお手入れ  
をサポート

**Figure 4:** A detailed breakdown of the four core functions: **Point 1: EMS** stimulates facial muscles. **Point 2: Ion Export** absorbs dirt. **Point 3: Ion Introduction** helps beauty serum components penetrate. **Point 4: Sound Wave Vibration** supports skin care through gentle vibrations. These functions collectively address pore concerns.

毛穴の汚れにアプローチできるのは、  
クレンジリフトの形にも秘密あり！



**Figure 5:** This image illustrates the patented design of the cleansing lift brush head. It features 442 fine protrusions that work with sound wave vibrations to clear pores, and 17 long protrusions specifically shaped to fit the nose area and dislodge dirt effectively.

## SETUP

### Charging the Device:

1. Connect the USB cable to the charging base.
2. Plug the USB cable into a suitable USB power adapter (not included) or a computer USB port.
3. Place the main unit onto the charging base. Ensure the device is correctly seated.
4. The indicator lights on the device will illuminate to show charging status.
5. A full charge takes approximately 2 hours. The device contains 1 Lithium Polymer battery.

The device is cordless and designed for convenience once charged.

## OPERATING INSTRUCTIONS

### Modes of Operation:

- **Cleanse Lift Mode:** This mode combines approximately 10,000 sound wave vibrations per minute

with ion force to effectively remove dirt from pores. Simultaneously, EMS stimulates facial muscles for a lifting effect.

- **Moist Lift Mode:** Designed for use with moisturizers or serums. This mode provides EMS stimulation while enhancing the moisturizing power of ions, accompanied by approximately 10,000 tapping motions per minute.

## How to Use:

1. **Preparation:** Ensure your face is wet and apply your preferred facial cleanser.
2. **Power On:** Press the power button to turn on the device. Select your desired mode (Cleanse Lift or Moist Lift) and intensity level.
3. **Application:** Gently glide the device over your skin. For cleansing, move the device upward, focusing on areas with pore concerns. For lifting, ensure the device is in contact with your skin and move it in an upward motion.
4. **Duration:** Use for approximately 1 minute per session for optimal results.
5. **Post-Use:** After use, rinse your face thoroughly and proceed with your regular skincare routine.

The device is waterproof (IPX7 equivalent), allowing for safe use in the bath or shower.

## MAINTENANCE

### Cleaning the Device:

- After each use, rinse the silicone brush heads thoroughly with water to remove any cleanser residue.
- Wipe the main unit with a soft, damp cloth. Do not use abrasive cleaners, alcohol, or harsh chemicals, as these may damage the device.
- Ensure the device is completely dry before placing it back on the charging base or storing it.

### Storage:

- Store the device in a cool, dry place away from direct sunlight and extreme temperatures.
- Keep out of reach of children.

## TROUBLESHOOTING

If you encounter any issues with your YA-MAN Myse MS-70P, please refer to the following common solutions:

- **Device not turning on:** Ensure the device is fully charged. Check the charging connection.
- **Weak or no EMS sensation:** Ensure the device is in full contact with wet skin. EMS sensation can vary by individual and skin hydration.
- **Indicator lights not working:** If the device is not charging or operating as expected, ensure it is properly connected to the charging base and power source.

If the problem persists, please contact customer support for further assistance.

## SPECIFICATIONS

Model Number	MS70P
--------------	-------







Dimensions	Approx. W2.1 x D2.7 x H2.4 inches (W54 x D69 x H60 mm)
Weight	Approx. 2.8 oz (80 g)
Power Source	Battery Operated (1 Lithium Polymer battery included)
Charging Time	Approx. 2 hours (depending on charging environment)
Waterproof Function	IPX7 equivalent
Material	Silicone, Metal
Color	Pink
Manufacturer	YA-MAN
Country of Origin	China



WARRANTY AND SUPPORT

For warranty information or technical support, please refer to the warranty card included with your product or visit the official YA-MAN website. Keep your purchase receipt as proof of purchase.

If you have any questions or require assistance, please contact YA-MAN customer service.

Related Documents - MS-70P

	<p><a href="#">YA-MAN Photo Plus Deep Lift YJFA1 User Manual</a></p> <p>User manual for the YA-MAN Photo Plus Deep Lift YJFA1, a home beauty device featuring RF, Ion cleansing, Ion moisturizing, EMS, Photo (LED), microcurrent, and cool modes for facial care.</p>
	<p><a href="#">YA-MAN Photo PLUS Hyper HRF-11 Instruction Manual</a></p> <p>Comprehensive instruction manual for the YA-MAN Photo PLUS Hyper HRF-11 home beauty device, covering safety precautions, features, treatment modes, usage instructions, troubleshooting, and after-service information.</p>
	<p><a href="#">YA-MAN HRF-10 Photo PLUS Instruction Manual - Skincare Device Guide</a></p> <p>Comprehensive instruction manual for the YA-MAN HRF-10 Photo PLUS home beauty device, detailing RF, EMS, Ion Cleansing, LED, and Cooling treatments for optimal skincare results.</p>
	<p><a href="#">YA-MAN Photo PLUS Prestige SS M21 User's Manual - Home-care Beauty Device</a></p> <p>Comprehensive user manual for the YA-MAN Photo PLUS Prestige SS M21 home-care beauty device. Learn about safety precautions, features, how to use, maintenance, and troubleshooting.</p>

	<p><a href="#">YA-MAN Photo PLUS Deep Lift User Manual</a></p> <p>Comprehensive user manual for the YA-MAN Photo PLUS Deep Lift home beauty device, detailing features, usage, safety precautions, and maintenance to ensure optimal and safe operation.</p>
	<p><a href="#">YA-MAN Photo Plus Deep Lift YJFA1 User Manual - Home Care Beauty Device</a></p> <p>Comprehensive user manual for the YA-MAN Photo Plus Deep Lift YJFA1, a home-care beauty device featuring RF, EMS, Iontophoresis, LED, and Micro-current technologies for facial skin treatment.</p>