

## Best Choice Products SKY5508

# Best Choice Products 12V Kids Ride-On Truck Car Instruction Manual (Model SKY5508)

*For models with Parent Remote Control, Spring Suspension, LED Lights, and AUX Port*

## 1. INTRODUCTION

This manual provides essential information for the safe assembly, operation, and maintenance of your Best Choice Products 12V Kids Ride-On Truck Car, Model SKY5508. Please read this manual thoroughly before initial use and retain it for future reference. Proper use ensures the longevity of the product and the safety of the user.

## 2. IMPORTANT SAFETY INFORMATION

**WARNING: To reduce the risk of injury, adult supervision is required at all times.**

- Never use on roadways, near motor vehicles, on or near steep inclines or steps, swimming pools, or other bodies of water.
- Always ensure the child wears appropriate footwear.
- Never allow more than one rider on the vehicle.
- Ensure all assembly steps are completed correctly and all fasteners are secure before use.
- Regularly inspect the vehicle for damage, loose parts, or wear. Discontinue use if any issues are found.

## 3. PRODUCT FEATURES

The Best Choice Products 12V Kids Ride-On Truck Car is designed for children aged 3 years and older, offering a realistic driving experience with enhanced safety and entertainment features.

- **Powerful 12V Motor:** Provides reliable performance for various terrains.
- **Traction Tires:** Designed for improved grip on different surfaces.
- **Spring Suspension System:** Ensures a smoother ride.
- **Adjustable Seatbelt:** For child safety and comfort.
- **Bright LED Headlights:** Enhances visibility and realism.
- **Lockable Doors:** Adds to the realistic design and safety.
- **Grid Windshield:** Provides an off-road style aesthetic.
- **Manual and Parent Remote Control:** Let your child drive independently or safely guide them with forward/reverse

controls.

- **Built-in AUX Outlet:** Enables connection of media devices for music playback.
- **Maximum Speed:** 2.8 mph for safe operation.
- **Weight Capacity:** Up to 61 lbs.
- **Overall Dimensions:** 39.25"(L) x 26"(W) x 26"(H).



Figure 1: Best Choice Products 12V Kids Ride-On Truck Car (White model shown).

This image displays the white model of the ride-on truck, highlighting its robust design, large wheels, and overall appearance. The vehicle features a front grille, headlights, and a roll bar, contributing to its realistic off-road aesthetic.

## 4. SETUP AND ASSEMBLY

The product requires assembly. An "Assembly Guide" is included in the box. Please follow the instructions in the dedicated assembly guide for detailed steps. Ensure all components are present and undamaged before beginning assembly.

### 4.1 Initial Charging

Before first use, the vehicle's 12V battery must be charged for a minimum of 12 hours. Subsequent charges typically take less time, but always refer to the specific charging instructions in the assembly guide.



Figure 2: Child operating the ride-on truck, demonstrating realistic driving action.

This image shows a child seated in the ride-on truck, holding the steering wheel, illustrating the hands-on driving experience. The vehicle is designed to provide a realistic feel with pedals and a steering wheel for direct control.

## 5. OPERATING INSTRUCTIONS

### 5.1 Manual Operation

Once the vehicle is fully charged and assembled, the child can operate it manually using the foot pedal and steering wheel. Ensure the child is familiar with the controls and is supervised by an adult.

### 5.2 Parent Remote Control

For younger children or for added safety, parents can use the included remote control to guide the vehicle. The remote features forward/reverse controls and steering capabilities, allowing parents to override manual controls at any time.



# Parent Remote Control

Stand back and watch or take control  
and join your kids for playtime!



Figure 3: A parent demonstrating the use of the remote control to guide the ride-on truck.

This image illustrates the parent remote control in use, showing an adult guiding the vehicle from a distance. The remote provides full control over the vehicle's movement, including steering and speed, ensuring safety for younger riders.

## 5.3 Media Playback (AUX Port)

Connect a media device to the built-in AUX outlet to play music through the vehicle's speakers. Adjust volume as needed.



## Bluetooth Speakers

Connect your favorite devices and add a soundtrack to playtime



Figure 4: Close-up of the dashboard, highlighting the Bluetooth speaker and control panel.

This image provides a detailed view of the ride-on truck's dashboard, showcasing the steering wheel, control buttons, and the integrated Bluetooth speaker system. The design emphasizes a child-friendly interface for an engaging driving experience.

## 6. MAINTENANCE

- **Cleaning:** Wipe the vehicle with a damp cloth. Avoid using harsh chemicals or abrasive cleaners.
- **Battery Care:** Recharge the battery after each use. Do not overcharge. Store the vehicle in a dry place when not in use.
- **Storage:** Store the vehicle indoors in a dry, cool environment away from direct sunlight and moisture.
- **Inspection:** Periodically check all screws, nuts, and connections to ensure they are tight and secure. Inspect tires for wear and tear.

## 7. TROUBLESHOOTING

Problem	Possible Cause	Solution
Vehicle does not move.	Battery is low or not connected.	Charge the battery. Ensure battery connectors are securely attached.
Remote control not working.	Remote batteries are dead or not paired.	Replace remote batteries. Refer to the assembly guide for pairing instructions.
Vehicle moves slowly.	Low battery, overloaded, or operating on rough terrain.	Recharge battery. Reduce load. Operate on smoother surfaces.
No sound from AUX/Bluetooth.	Volume too low, device not connected, or device issue.	Increase volume on both vehicle and connected device. Ensure proper connection.

## 8. SPECIFICATIONS

- **Product Dimensions:** 39.25 x 26 x 26 inches
- **Item Weight:** 32 pounds
- **Item Model Number:** SKY5508
- **Manufacturer Recommended Age:** 3 years and up
- **Batteries:** 1 Nonstandard Battery (required)
- **Manufacturer:** Best Choice Products

# Product Dimensions



Figure 5: Diagram illustrating the key dimensions of the ride-on truck and its remote control.







This diagram provides a clear visual representation of the ride-on truck's length, width, and height, along with the dimensions of the remote control. It also includes a safety standard certification badge.

## 9. WARRANTY AND SUPPORT

For warranty information, product support, or to purchase replacement parts, please visit the official Best Choice Products website or contact their customer service directly. Refer to your purchase documentation for specific warranty terms and conditions.

**Online Support:** [Best Choice Products Store](#)



	<p><a href="#">Best Choice Products 12V Ride-On with Remote Instruction Manual</a></p> <p>Official instruction manual for Best Choice Products 12V Ride-On Vehicle with Remote Control (Models SKY5506-SKY5511, SKY6743-SKY6747). Includes assembly, safety, operation, charging, and troubleshooting guides.</p>
	<p><a href="#">Best Choice Products 12V Ride-On with Remote Instruction Manual</a></p> <p>Comprehensive instruction manual for the Best Choice Products 12V Ride-On with Remote, covering safety, specifications, assembly, charging, operation, troubleshooting, and FCC compliance. Includes models SKY5506, SKY5507, SKY5508, SKY5509, SKY5510, and SKY5511.</p>
	<p><a href="#">Best Choice Products 12V Licensed Chevy Silverado Truck Instruction Manual</a></p> <p>Comprehensive instruction manual for the Best Choice Products 12V Licensed Kids Ride-On Chevy Silverado Truck, covering safety, assembly, operation, and troubleshooting. Includes model numbers SKY7411-SKY7415.</p>
	<p><a href="#">Best Choice Products 6V Kids Ride-On Truck Instruction Manual</a></p> <p>Comprehensive instruction manual for the Best Choice Products 6V Kids Ride-On Truck, covering assembly, safety, operation, charging, and troubleshooting. Features model numbers SKY6794-SKY6805.</p>
	<p><a href="#">Best Choice Products 6V Kids Ride-On Truck Instruction Manual</a></p> <p>Comprehensive instruction manual for the Best Choice Products 6V Kids Ride-On Truck, covering assembly, safety, specifications, charging, and troubleshooting. Includes model numbers SKY6794 through SKY6805.</p>
	<p><a href="#">Bentley EXP 12 Ride-On with Remote Control Instruction Manual - SKY4767, SKY4768</a></p> <p>Comprehensive instruction manual for the Bentley EXP 12 Ride-On with Remote Control (model numbers SKY4767, SKY4768) by Best Choice Products. This guide provides essential safety information, detailed specifications, step-by-step assembly instructions, charging procedures, dashboard and remote control functions, troubleshooting tips, care instructions, FCC compliance, and warranty details.</p>