

BaByliss B46B

BaByliss B46B Rotating Bristle Brush 50mm Instruction Manual

Model: B46B | Product ID: 11827353

INTRODUCTION

This instruction manual provides essential information for the safe and effective use of your BaByliss B46B Rotating Bristle Brush. Please read all instructions carefully before use and retain this manual for future reference.

SAFETY INFORMATION

Your safety is paramount. Please observe the following warnings:

- **Water Proximity:** Do not use this appliance in a bathtub or near water.
- **Children:** Keep out of reach of children.
- **Unplugging:** Always unplug the appliance when not in use.
- **Product Packaging:** The product packaging may contain information different from that shown on our website. Always read the label, warnings, and instructions provided on the product before using or consuming it.

PRODUCT OVERVIEW

The BaByliss B46B is a 50mm rotating bristle brush designed for hair styling. It features boar bristles for effective styling.



Image 1: BaByliss B46B Rotating Bristle Brush 50mm. This image shows the cylindrical brush head with numerous black bristles protruding from a white ceramic barrel. The base of the brush head is grey with the word "Ceramic" subtly visible.

SETUP

1. **Unpacking:** Carefully remove the brush from its packaging. Retain packaging for storage or future transport.
2. **Inspection:** Inspect the brush for any signs of damage. Do not use if damaged.
3. **Power Connection:** Ensure your hands are dry. Plug the appliance into a suitable electrical outlet. The appliance is designed for corded electric operation.

OPERATING INSTRUCTIONS

Follow these steps for optimal styling results:

- 1. Preparation:** Ensure hair is clean, dry, and detangled before use.
- 2. Power On:** Turn on the appliance using the power switch (location may vary by specific model, refer to device for exact switch).
- 3. Sectioning Hair:** Divide your hair into manageable sections.
- 4. Styling:** Place a section of hair around the rotating brush. The brush will rotate to help style and smooth your hair. Move the brush slowly through the hair from root to tip.
- 5. Power Off:** After styling, turn off the appliance and unplug it from the electrical outlet.

Note: For best results, start with lower heat settings and adjust as needed. Avoid holding the brush in one place for too long to prevent heat damage.

MAINTENANCE

Regular maintenance ensures the longevity and performance of your BaByliss B46B brush:

- Cleaning:** Ensure the appliance is unplugged and completely cool before cleaning. Use a soft, damp cloth to wipe the barrel. Remove any trapped hair from the bristles using a comb or your fingers.
- Storage:** Store the brush in a cool, dry place, away from direct sunlight and moisture. Ensure the cord is not wrapped tightly around the appliance.
- No Water Immersion:** Never immerse the appliance in water or any other liquid.

TROUBLESHOOTING

Problem	Possible Cause	Solution
Appliance does not turn on.	Not plugged in correctly; power outlet malfunction.	Ensure the plug is fully inserted. Test with another outlet.
Brush rotation is weak or stops.	Hair tangled in bristles; motor obstruction.	Unplug the appliance and carefully remove any tangled hair.
Unusual smell or smoke.	Overheating; internal fault.	Immediately unplug the appliance. Do not use. Contact customer support.

SPECIFICATIONS

- Model Name:** B46B
- Product ID:** 11827353
- Brand:** BaByliss
- Brush Head Diameter:** 50 mm
- Material:** Boar Bristles, Ceramic
- Power Source:** Corded Electric
- Special Feature:** Rotating Brush

WARRANTY AND SUPPORT

For warranty information, service, or support, please refer to the warranty card included with your product or visit the







official BaByliss website. Keep your purchase receipt as proof of purchase.

Manufacturer: BABYLISS



© 2025 BaByliss. All rights reserved.

Related Documents - B46B

	<p>BaByliss AS531E Rotating Hot Air Brush User Manual</p> <p>Comprehensive guide to using and maintaining the BaByliss AS531E rotating hot air brush, featuring 700W power, 35mm boar-bristle brush, and two-way rotation for effortless styling.</p>
	<p>BaByliss AS962E Big Hair Dual Hot Air Styler User Manual</p> <p>Comprehensive user manual for the BaByliss AS962E Big Hair Dual Rotating Hot Air Styler, covering usage, heat settings, rotation, maintenance, and cleaning instructions.</p>
	<p>Babylliss AS960E Rotating Hot Air Styler - User Manual</p> <p>User guide for the Babylliss AS960E hot air styler, covering usage instructions, attachment guide, heat settings, and cleaning procedures for optimal performance.</p>
	<p>BaByliss AS960E Air Styler User Manual and Instructions</p> <p>Comprehensive guide on how to use and maintain the BaByliss AS960E Air Styler, including instructions for attachments, heat settings, and cleaning.</p>
	<p>BaByliss AS122E Smooth Finish Hair Styler: Instructions for Use and Maintenance</p> <p>Comprehensive guide to using and maintaining the BaByliss AS122E Smooth Finish hair styler, including attachment instructions, heat settings, and cleaning tips.</p>
	<p>BaByliss AS121E Hot Air Styler - User Manual & Features</p> <p>Comprehensive guide to using the BaByliss AS121E hot air styler, including product features, attachment usage, styling techniques, and maintenance tips.</p>