

Best Choice Products SKY5373

Best Choice Products 4ft Outdoor Nativity Scene (Model SKY5373) Instruction Manual

Brand: Best Choice Products | Model: SKY5373

1. PRODUCT OVERVIEW

This manual provides instructions for the assembly, use, and maintenance of your Best Choice Products 4ft Outdoor Nativity Scene. This decoration is designed to enhance your outdoor holiday display with a traditional silhouette.

Key Features:

- **Beautiful Silhouette:** Features a north star above the silhouette for symbolic decor.
- **Celebrate Christmas:** Displays Joseph, Mary, and the Baby Jesus, along with a sheep and donkey.
- **Customizable Design:** Figures can be arranged around the manger.
- **Weather-Resistant:** Constructed from durable, water-resistant PVC foam board with included stakes.
- **Easy Setup and Breakdown:** Assembly can be completed in approximately 15 minutes, with easy disassembly for compact storage.

2. PACKAGE CONTENTS

Ensure all components are present before beginning assembly:

- Manger structure (multiple pieces)
- Joseph figure
- Mary figure
- Baby Jesus in manger figure
- Sheep figure
- Donkey figure
- Ground stakes
- Assembly hardware (screws/bolts)

3. SETUP AND ASSEMBLY

Follow these steps to assemble your outdoor nativity scene. Assembly typically takes about 15 minutes.

3.1 Assembling the Manger Structure

1. Identify the main arch pieces of the manger. These pieces interlock and are secured with screws/bolts.
2. Attach the star piece to the top of the manger arch using the provided hardware.
3. Connect the side support pieces to the main arch. These often slide into designated slots or are secured with additional hardware.



Image: Side view of the assembled manger structure, showing interlocking pieces.

46.25 in.
117.5 cm

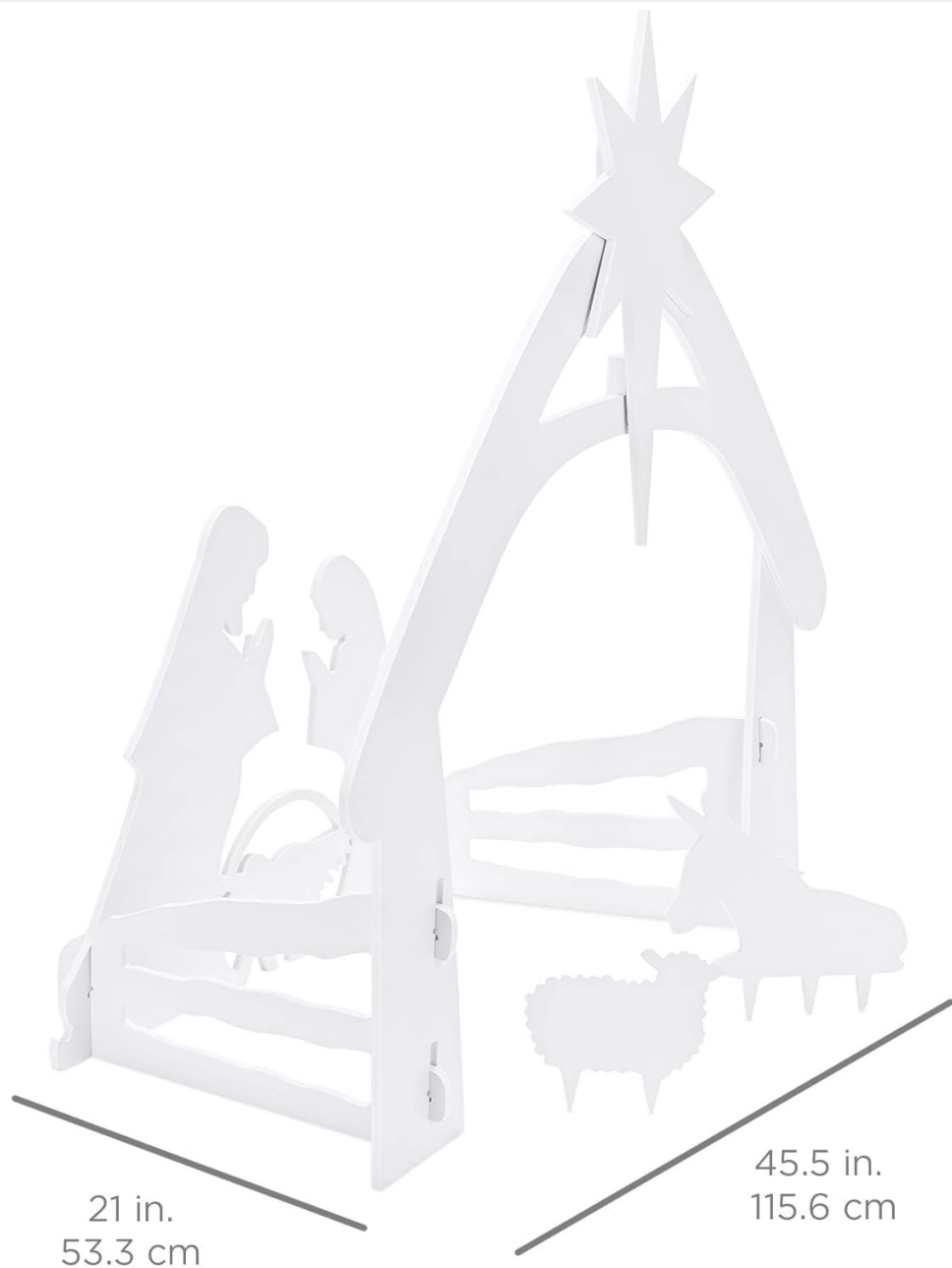


Image: Close-up of the manger's construction, highlighting the interlocking design and screw points for stability.

3.2 Placing the Figures

4. Position the Joseph, Mary, and Baby Jesus figures within the manger structure. These figures are designed to stand independently or can be secured with stakes if desired.
5. Place the sheep and donkey figures around the manger as desired. These figures also include stakes for ground insertion.



Image: The complete nativity scene set up outdoors, featuring the manger, Holy Family, and animals.

3.3 Securing the Scene

6. Insert the provided ground stakes through the designated holes in the base of the manger and figures, pushing them firmly into the ground. This provides stability against wind and other outdoor elements.

Your browser does not support the video tag.

Video: Official product video demonstrating the assembly and setup of the Best Choice Products Nativity Scene.

4. OPERATING INSTRUCTIONS

The Best Choice Products 4ft Outdoor Nativity Scene is a static display. No electrical operation is required for the scene itself. If you choose to add external lighting, ensure all lights and connections are rated for outdoor use and installed according to their respective manufacturer's instructions.

- **Placement:** Choose a flat, stable outdoor surface for optimal display.
- **Stability:** Regularly check that the ground stakes are firmly in place, especially after strong winds or heavy precipitation.

5. MAINTENANCE

Proper maintenance will ensure the longevity of your nativity scene.

- **Cleaning:** Wipe clean with a damp cloth. Avoid abrasive cleaners that may damage the PVC foam board material.
- **Storage:** Disassemble the scene by reversing the assembly steps. Store all pieces in the original packaging or a suitable container in a dry, protected area to prevent damage and prolong product life.

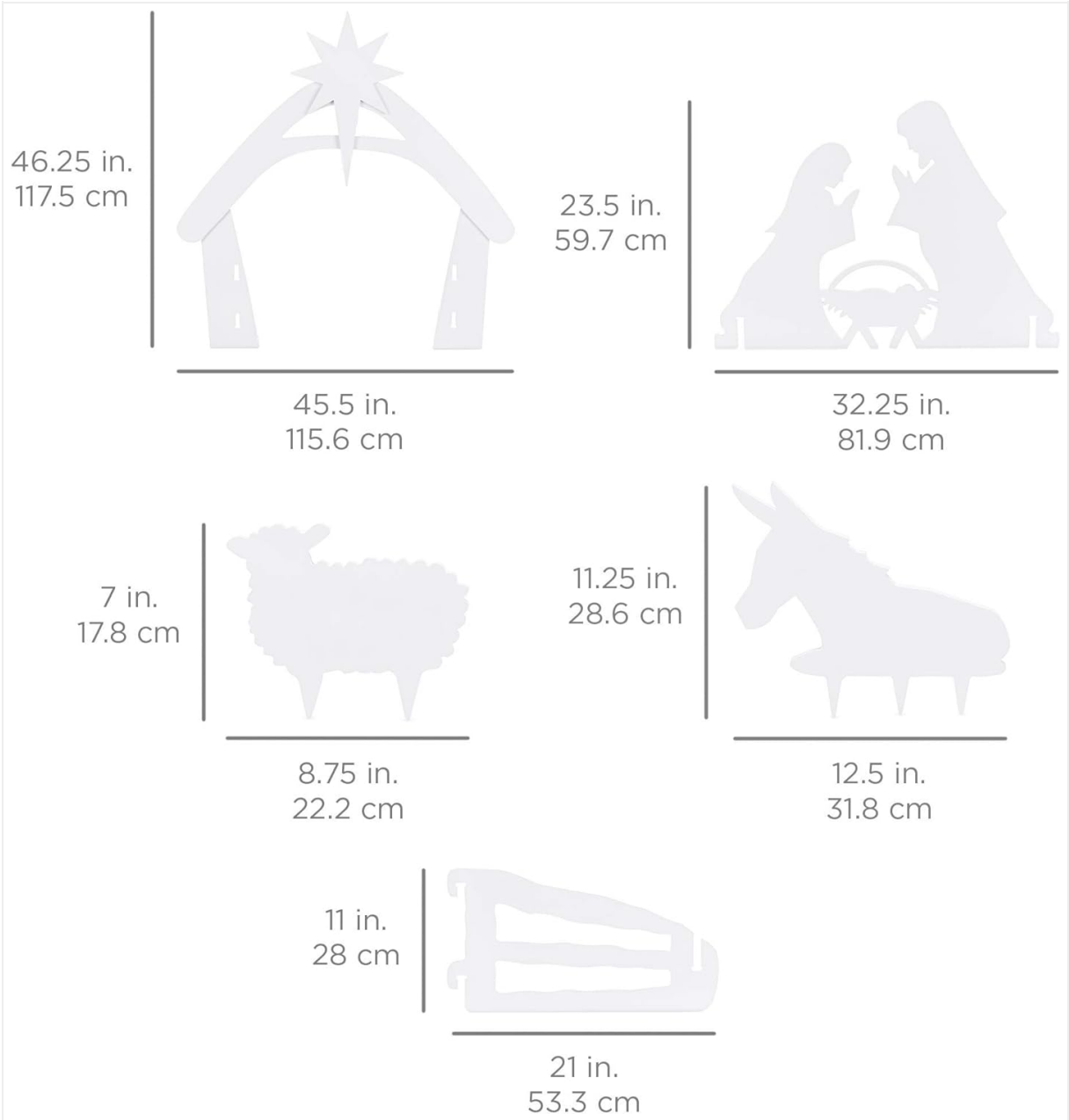


Image: Close-up showing the water-resistant PVC foam board material, indicating ease of cleaning.

6. TROUBLESHOOTING

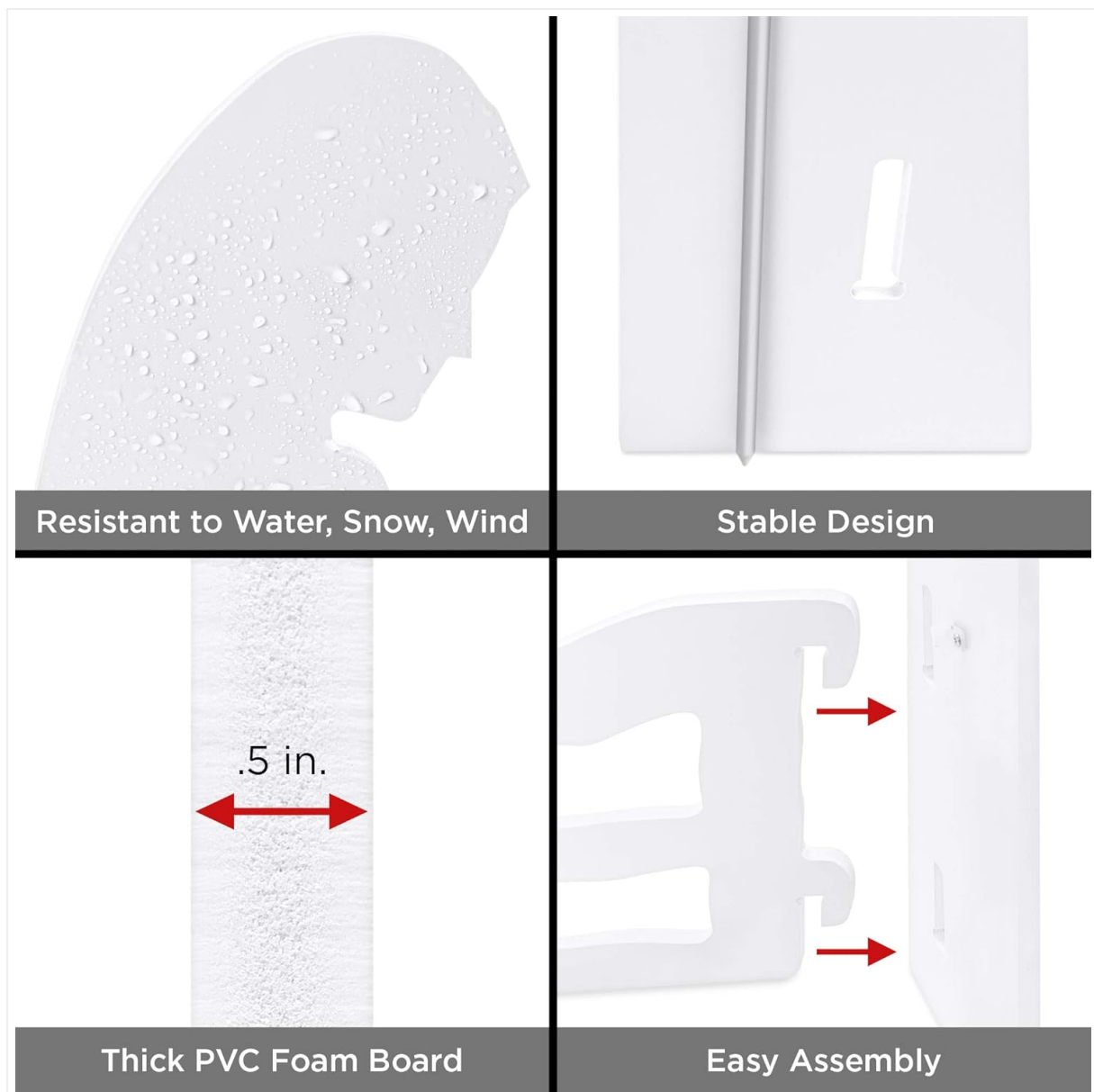
If you encounter any issues with your nativity scene, refer to the following common solutions:

Problem	Possible Cause	Solution
---------	----------------	----------

Problem	Possible Cause	Solution
Scene is unstable or falls over.	Stakes not fully inserted; loose connections; strong winds.	Ensure all ground stakes are pushed completely into the ground. Verify all assembly connections are secure. Consider additional anchoring in very windy conditions.
Figures appear faded or dirty.	Exposure to elements; accumulated dirt/debris.	Clean the figures with a damp cloth. For stubborn dirt, use mild soap and water, then rinse thoroughly.
Difficulty disassembling for storage.	Incorrect disassembly sequence; tight connections.	Refer to the assembly steps in reverse. Gently wiggle pieces to loosen connections. Do not force components apart.

7. SPECIFICATIONS

Feature	Detail
Model Number	SKY5373
Color	White
Material	Metal, Polyvinyl Chloride (PVC)
Overall Dimensions	21"D x 45.5"W x 46.25"H
Item Weight	17.6 Pounds
Mounting Type	Stake
Recommended Use	Outdoor



Resistant to Water, Snow, Wind

Stable Design

.5 in.

Thick PVC Foam Board






Easy Assembly


Image: Detailed dimensions of the manger and individual figures for reference.

8. WARRANTY AND SUPPORT

For warranty information or customer support, please refer to the manufacturer's official website or contact their customer service directly. Keep your purchase receipt for any warranty claims.

Related Documents - SKY5373

	<p>Best Choice Products Outdoor Nativity Set Instruction Manual</p> <p>Assembly instructions and product information for the Best Choice Products Outdoor Nativity Set (Model SKY5373). Includes parts list, tools required, and step-by-step assembly guide.</p>
	<p>Best Choice Products SKY6890 Pop-Up Christmas Penguin Family Instruction Manual</p> <p>Detailed instruction manual for assembling and using the Best Choice Products SKY6890 Pop-Up Christmas Penguin Family decoration. Includes safety notices, parts list, hardware, step-by-step assembly instructions, and warranty information.</p>
	<p>Best Choice Products 3-Piece 2D Lighted Deer Family Instruction Manual</p> <p>Instruction manual for the Best Choice Products 3-Piece 2D Lighted Deer Family (models SKY7207 + SKY7208). Includes assembly steps, parts list, hardware, safety warnings, and troubleshooting for outdoor holiday decoration.</p>
	<p>Best Choice Products 8ft Pop-Up Christmas Snowman Instruction Manual & Assembly Guide (SKY6537, SKY8139)</p> <p>Comprehensive guide for assembling and using the Best Choice Products 8ft Pop-Up Christmas Snowman (Models SKY6537, SKY8139). Includes parts list, hardware, step-by-step instructions, light specifications, and safety warnings.</p>
	<p>Best Choice Products 5ft & 8ft Pop-Up Santa Claus Outdoor Christmas Decoration Instruction Manual</p> <p>Detailed assembly instructions and safety guidelines for Best Choice Products' 5ft (SKY8602) and 8ft (SKY8603) inflatable Pop-Up Santa Claus outdoor Christmas decorations. Includes parts list, step-by-step assembly, warranty information, and help center contact.</p>



[Best Choice Products 48in Outdoor Lighted Bow Christmas Decoration Instruction Manual SKY7123](#)

Official instruction manual for the Best Choice Products 48in Outdoor Lighted Bow Christmas Decoration (Model SKY7123). Includes assembly steps, safety warnings, and warranty information.