

Manuals+

[Q & A](#) | [Deep Search](#) | [Upload](#)

[manuals.plus](#) /

› [ChunHee](#) /

› [ChunHee Smart Dog Doorbell System CB09 - User Manual](#)

ChunHee CB09

ChunHee Smart Dog Doorbell System CB09 - User Manual

Model: CB09 | Brand: ChunHee

INTRODUCTION

The ChunHee Smart Dog Doorbell System CB09 is designed to facilitate effective communication between pets and their owners, particularly for potty training. This wireless system allows your dog to signal when they need to go outside or wish to come back in, reducing instances of scratching doors or barking. The system includes a plug-in receiver and multiple touch-sensitive transmitters.



Image: The ChunHee Dog Doorbell System, designed to improve communication between pets and owners.

PACKAGE CONTENTS

- 1 x Plug-in Receiver
- 3 x Touch-Sensitive Transmitters (Dog Buttons)
- Adhesive Pads (for mounting transmitters)
- Mini Screwdriver (for battery access)
- User Manual



Image: Overview of the ChunHee Smart Dog Doorbell System components.

SETUP INSTRUCTIONS

- 1. Plug in the Receiver:** Insert the plug-in receiver into a standard wall outlet in a central location where the sound can be easily heard throughout your home. The receiver will light up, indicating it is ready.
- 2. Prepare Transmitters:**
 - Attach the provided adhesive pads to the back of each transmitter. Ensure the screw access points are not covered by the adhesive for future battery replacement.
 - Decide on placement for each transmitter: one for "outside" (e.g., near the door leading to the yard) and another for "come back" (e.g., inside the door).
- 3. Pairing Transmitters with Receiver:**

Follow these steps to pair each transmitter:

Ours: Long-Lasting Battery Included!

2-3 Years Battery Changes
No Hunting for Rare Batteries



Other Brands: Frequent Battery Changes

Lasts Only 6-12 Months
Specialty Batteries Required



Image: Visual guide for pairing the doorbell system.

- **Step 1:** Plug the receiver into a socket.
- **Step 2:** Press the "Forward" or "Backward" button on the receiver to select your desired melody.
- **Step 3:** Press and hold the "Volume" button on the receiver for 3 seconds until it makes a "Ding" sound and the receiver indicator flashes.
- **Step 4:** Touch the transmitter quickly within 8 seconds. The receiver will make a "Ding Ding" sound, and its indicator will flash, confirming successful pairing.

Plug and Play



32 chimes



LED indicator



Memory function



0-110dB Volume

Easy to install

using the adhesive patch

Note: Do not cover the screws



NEW
version
ChunHee

Image: The receiver unit plugged into a wall outlet, highlighting its features.

OPERATING INSTRUCTIONS

The ChunHee Smart Dog Doorbell is designed for intuitive use by your pet. The large, sensitive touch area makes it easy for dogs of all sizes to activate the bell.

Dog Training Guide

A training guide is included to help your dog learn to use the doorbell quickly. Consistency is key for successful training.



Includes Training Guidance

NEW version ChunHee

ChunHee
Dog Door bells
CB09 Series User Manual

Help dogs learn to use the dog doorbell faster

Image: Training a dog to use the doorbell with the included guide.

1. **Introduce the Button:** Place the transmitter near the door your dog uses to go outside.
2. **Associate Action with Reward:** Each time you take your dog out, gently guide their paw to press the button. Immediately open the door and praise them.
3. **Consistency:** Repeat this process consistently. Your dog will soon associate pressing the button with going outside.
4. **Coming Back In:** For the "come back" button, place it outside the door. When your dog wants to re-enter, they can press it to alert you.



Image: The doorbell facilitates easy potty training for dogs.



Image: A dog using the doorbell to signal it wants to go outside.



Image: The doorbell allows dogs to signal when they want to come back inside.

CUSTOMIZATION

Ringtones and Voice Commands

The receiver offers 32 customized ringtones and voice commands, such as "outside," "potty," "come back," and "play." This feature helps prevent confusion for your dog and allows for different signals for various needs or multiple dogs.

32 SOUNDS + VOICE COMMANDS - NO OTHER BELL HAS THIS!

Clear commands dogs understand!

NEW
version
ChunHee



Smart Voice Options



Just Boring Chime(Single Ringtone)



Image: The doorbell offers various voice commands for clear communication.

Volume Levels

The receiver provides 5 adjustable volume levels, ranging from 0 to 110 decibels, ensuring the alert is audible in any room without being overwhelming. An LED indicator also blinks when activated.

The bell is loud enough
to hear from anywhere
in the house

NEW
version
ChunHee



Image: The doorbell's adjustable volume ensures it can be heard throughout the house.

MAINTENANCE

Battery Replacement

The transmitters are designed for long battery life (over 3 years). When replacement is needed, use the included mini screwdriver to access the battery compartment. Ensure the adhesive pads do not cover the screw access points.




Image: The ChunHee doorbell uses long-lasting batteries.

TROUBLESHOOTING

Issue	Possible Cause	Solution
Transmitter not activating receiver.	Transmitter out of range, low battery, or not paired correctly.	Ensure transmitter is within range. Replace battery if needed. Re-pair the transmitter following the setup instructions.
Receiver not producing sound.	Volume set to mute or too low, receiver unplugged.	Check volume settings on the receiver. Ensure receiver is securely plugged into a working outlet.
Accidental activations.	Transmitter too sensitive or placed in a high-traffic area.	The touch area is designed to be sensitive. Consider relocating the transmitter to an area less prone to accidental contact.

SPECIFICATIONS

- **Model Number:** CC15WH-CB09BL 3-2 US
- **Brand:** ChunHee
- **Item Weight:** 0.3 Kilograms (10.6 ounces)
- **Item Package Dimensions:** 4.96 x 4.21 x 3.46 inches
- **Volume Levels:** 5 (0-110 dB)
- **Ringtones/Voice Commands:** 32 options
- **Transmitter Activation:** Touch-sensitive (11 Newton press force)
- **Battery Life (Transmitter):** Approximately 3 years
- **Weatherproof Rating:** IP55 (for outdoor transmitters)
- **Operating Temperature:** -4°F to 140°F (-20°C to 60°C)



Image: The ChunHee doorbell system with relevant product certifications.



Image: The outdoor transmitter is IP55 weatherproof and designed for durability.

OFFICIAL PRODUCT VIDEO

Your browser does not support the video tag.







Video: An official overview of the ChunHee Smart Dog Doorbell, demonstrating its features and benefits for potty training.

WARRANTY AND SUPPORT

For warranty information, technical support, or any product-related inquiries, please refer to the contact details provided in your product packaging or visit the official ChunHee website. Keep your purchase receipt for warranty claims.

© 2025 ChunHee. All rights reserved.

Related Documents - CB09

	<p>ChunHee Wireless Intercom User Manual and Specifications</p> <p>User manual, technical specifications, and warranty information for the ChunHee wireless intercom system. Details operation, features, and product specs.</p>
	<p>ChunHee HI05 Wireless Intercom User Manual - Features, Specifications, and Operation Guide</p> <p>Comprehensive user manual for the ChunHee HI05 Wireless Intercom. Learn about its features, specifications, setup, operation, and troubleshooting for clear and reliable communication up to 1640ft.</p>
	<p>ChunHee WT26 Wireless Intercom User Manual Features, Specs, Operation</p> <p>Comprehensive user manual for the ChunHee WT26 Wireless Intercom. Learn about its features, specifications, operation, troubleshooting, and FCC compliance. Features 16 channels, VOX hands-free, 1640ft range, and more.</p>
	<p>ChunHee Wireless Intercom System User Guide</p> <p>Instructions for using the ChunHee Wireless Intercom System, covering setup, pairing, usage scenarios, and important notes for effective two-way communication.</p>
	<p>ChunHee HI03 Wireless Intercom System User Manual</p> <p>Comprehensive user manual for the ChunHee HI03 Wireless Intercom system, detailing features, operation, specifications, troubleshooting, and customer support for this 16-channel, 1640ft range intercom.</p>
	<p>ChunHee CK01 Wireless Queue Calling System User Manual</p> <p>User manual for the ChunHee CK01 Wireless Queue Calling System. This guide details features, specifications, setup, operation, and customer service for the CK01 queue management system.</p>