

## Tecnolite Titanium A19-LED/005/65

# Tecnolite Titanium A19-LED/005/65 LED Bulb User Manual

Model: Titanium A19-LED/005/65 | Brand: Tecnolite

## 1. INTRODUCTION

This manual provides essential information for the safe and efficient use of your Tecnolite Titanium A19-LED/005/65 LED Bulb. This energy-efficient LED bulb is designed to provide bright, day-white illumination while significantly reducing energy consumption compared to traditional incandescent bulbs. Please read these instructions carefully before installation and retain them for future reference.

## 2. SAFETY INFORMATION

- **WARNING:** Always turn off the power supply at the circuit breaker or fuse box before installing, removing, or servicing the bulb.
- Do not use this bulb with dimmers unless explicitly stated on the product packaging or bulb itself.
- Ensure the bulb is suitable for the fixture and environment. This bulb is designed for indoor and outdoor use in appropriate fixtures.
- Do not disassemble or modify the bulb. There are no user-serviceable parts inside.
- Avoid touching the bulb with wet hands.
- If the bulb or fixture is damaged, discontinue use immediately and consult a qualified electrician.

## 3. PACKAGE CONTENTS

- 1 x Tecnolite Titanium A19-LED/005/65 LED Bulb

## 4. SPECIFICATIONS


### Product Overview



# tecnolite®

LA LUZ ES TUYA

LUZ DE DÍA



LED

5 AÑOS DE GARANTÍA



LARGA DURACIÓN

**23 AÑOS**

\*Basado en un uso promedio de 3 horas por día y 7 días a la semana.  
**25 000 HORAS DE VIDA**



LÚMENS **1 300**

ENERGÍA CONSUMIDA

**14 W**



**TITANIUM V**

**80**

DE AHORRO

**TITANIUM V**  
**A19-LED/005/65**

**80% DE AHORRO  
DE ENERGÍA**

Image: Tecnolite Titanium A19-LED/005/65 LED Bulb packaging, highlighting features like 'Day Light', '5 Years Warranty', '23 Years Life', '1300 Lumens', '14W Consumption', and '80% Energy Saving'.

### Technical Details

**Model:** Titanium A19-LED/005/65

**Type:** LED Bulb

**Base:** E27

**Power Consumption:** 14W

**Incandescent Equivalent:** 100W

**Luminous Flux:** 1300 Lumens

**Light Color:** Day White (Fria Blanca)

**Lifespan:** 25,000 hours (approx. 23 years based on 3 hrs/day)

**Energy Saving:** Up to 80%

**Dimensions:** 16.3 x 6.1 x 6.1 cm (Package)

**Weight:** 60 g (Package)

**tecnolite®**  
LA LUZ ES TUYA



**LUZ DE DÍA**

**80% DE AHORRO  
DE ENERGÍA**

Reemplazo de lámpara incandescente de

**100**





Image: Tecnolite Titanium A19-LED/005/65 LED Bulb packaging, illustrating '80% Energy Saving', '100W Incandescent Replacement', and 'Ideal Spaces' icons for bedroom, living room, kitchen, and office.

## 5. INSTALLATION (SETUP)

---

Follow these steps to safely install your Tecnolite LED bulb:

1. **Turn off Power:** Locate the light switch controlling the fixture where you intend to install the bulb and turn it to the OFF position. For added safety, turn off the power at the main circuit breaker or fuse box.
2. **Remove Old Bulb:** If replacing an existing bulb, allow it to cool completely before carefully unscrewing it counter-clockwise from the fixture. Dispose of the old bulb responsibly.
3. **Install New Bulb:** Carefully screw the Tecnolite Titanium LED bulb clockwise into the E27 socket until it is snug. Do not overtighten.
4. **Restore Power:** Turn the power back on at the circuit breaker or fuse box, then flip the light switch to the ON position. The bulb should illuminate.



Image: A close-up view of the Tecnolite Titanium A19-LED/005/65 LED Bulb, showing its standard E27 base.

**Recommended Application Areas:** This bulb is suitable for various environments including bedrooms, living rooms, kitchens, offices, terraces, and workshops.

## 6. OPERATION

---

To operate the Tecnolite Titanium LED bulb, simply use the standard wall switch connected to the light fixture. The bulb will provide instant full brightness.

## 7. MAINTENANCE

---

- **Cleaning:** Ensure the power is off and the bulb is cool before cleaning. Wipe the bulb with a soft, dry cloth. Do not use liquid cleaners or abrasive materials.
- **No User Serviceable Parts:** This LED bulb does not contain any user-serviceable parts. Attempting to open or repair the bulb will void the warranty and may pose a safety risk.

## 8. TROUBLESHOOTING

- **Bulb Does Not Light Up:**
  - Check that the power switch is in the ON position.
  - Ensure the bulb is securely screwed into the socket.
  - Verify that the circuit breaker or fuse for the fixture is not tripped or blown.
  - Test the bulb in another working fixture to confirm it is not faulty.
- **Bulb Flickers:**
  - Ensure the bulb is tightly screwed into the socket.
  - Confirm that the fixture is not connected to a dimmer switch, as this bulb may not be compatible with all dimmers.
  - Check for loose wiring in the fixture (consult a qualified electrician if unsure).


## 9. WARRANTY AND SUPPORT

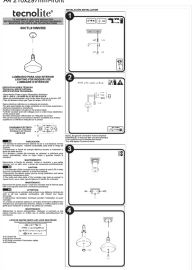


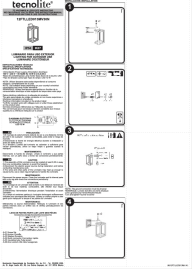
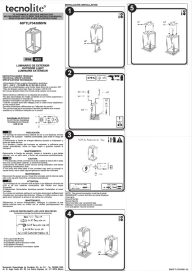
The Tecnolite Titanium A19-LED/005/65 LED Bulb comes with a **5-year warranty** from the date of purchase, covering defects in materials and workmanship under normal use. Please retain your proof of purchase for warranty claims. For technical support, warranty service, or any questions regarding your product, please contact Tecnolite customer service through their official website or the retailer where the product was purchased.



© 2023 Tecnolite. All rights reserved.

### Related Documents - Titanium A19-LED/005/65

	<p><a href="#">Tecnolite 20LHBLED MVTCRGBCBW Smart LED Bulb: Instructions &amp; Limited Warranty</a></p> <p>User manual and limited warranty for the Tecnolite 20LHBLED MVTCRGBCBW Smart LED Bulb, covering installation, maintenance, technical specifications, and customer support.</p>
---	--

	<p><a href="#">Tecnolite 60CTL818MVDB Indoor Pendant Light: Installation and Warranty Guide</a></p> <p>Comprehensive guide for the Tecnolite 60CTL818MVDB indoor pendant light, covering installation steps, technical specifications, safety precautions, maintenance, and limited warranty details.</p>
	<p><a href="#">Tecnolite LED Lamp 13W E27 - Installation, Specifications, and Warranty</a></p> <p>Comprehensive guide for Tecnolite LED Lamp models 13SA19LED30MV200 and 13SA19LED65MV200, covering installation, electrical specifications, safety precautions, maintenance, and limited warranty information. Features adjustable wattage (6W, 9W, 13W) and E27 base.</p>
	<p><a href="#">Tecnolite Indoor Light Fixture Installation Guide and Limited Warranty</a></p> <p>Comprehensive installation instructions, technical specifications, and limited warranty details for Tecnolite indoor LED light fixtures, model numbers 36FLCPLED120MV40B and 36FLCPLED120MV65B.</p>
	<p><a href="#">Tecnolite 12FTLLED013MV30N Outdoor LED Light Fixture Installation and Warranty Guide</a></p> <p>Installation guide and limited warranty details for the Tecnolite 12FTLLED013MV30N outdoor LED light fixture. Includes technical specifications, safety precautions, parts list, and customer support information.</p>
	<p><a href="#">Tecnolite 60FTLP3430MVN Outdoor Light Installation and Warranty Guide</a></p> <p>Comprehensive installation instructions and limited warranty details for the Tecnolite 60FTLP3430MVN outdoor light fixture. Includes technical specifications, safety precautions, and maintenance advice.</p>