

Canon EOS M200

Canon EOS M200 Compact Mirrorless Digital Camera Instruction Manual

Model: EOS M200

INTRODUCTION

This manual provides essential information for the safe and effective use of your Canon EOS M200 interchangeable lens camera. The EOS M200 is designed for capturing high-quality images and videos with its 24.1 Megapixel CMOS (APS-C) sensor, advanced autofocus capabilities, and compact mirrorless design. It features 4K video recording, vertical video support, and integrated Wi-Fi and Bluetooth technology for seamless connectivity.

KEY FEATURES

- Fast and accurate Dual Pixel CMOS AF with eye detection AF.
- High-image quality with 24.1 Megapixel CMOS (APS-C) sensor.
- 4K video and 4K time-lapse movie along with vertical video.
- 3.0-Inch touch panel LCD screen with tilt option for 180° for selfies.
- Built-in Bluetooth and Wi-Fi technology with auto image transfer.

PACKAGE CONTENTS

The Canon EOS M200 package typically includes:

- Canon EOS M200 Camera Body
- EF-M 15-45mm f/3.5-6.3 IS STM Lens
- Battery Pack LP-E12
- Battery Charger LC-E12
- Neck Strap EM-200DB
- Lens Cap E-49
- Camera Cover R-F-4



Figure 1: Contents of the Canon EOS M200 package.

CAMERA OVERVIEW

Physical Design and Ergonomics

The EOS M200 features a compact and lightweight mirrorless design, making it highly portable. The camera body is constructed with a durable plastic, offering a comfortable grip for extended use. Its small form factor allows for easy handling and storage.



Figure 2: Front view of the Canon EOS M200.



Figure 3: Back view of the Canon EOS M200.



Figure 4: Top view of the Canon EOS M200.

Controls and Interface

The camera features a 3.0-inch touch panel LCD screen that can tilt 180 degrees, ideal for self-portraits and vlogging. Essential control buttons are intuitively placed for easy access and operation.



Figure 5: Canon EOS M200 with LCD screen tilted.

SETUP AND INITIAL USE

Battery Installation

1. Open the battery compartment cover located at the bottom of the camera.
2. Insert the LP-E12 battery pack with the contacts facing inward, ensuring it clicks into place.
3. Close the battery compartment cover securely.

Lens Attachment

1. Align the red dot on the EF-M 15-45mm lens with the red dot on the camera body.
2. Rotate the lens clockwise until it clicks into place.
3. To detach, press the lens release button on the camera body and rotate the lens counter-clockwise.

Memory Card Insertion

1. Open the memory card slot cover on the side of the camera.
2. Insert an SD, SDHC, or SDXC (UHS-I compatible) card with the label facing the front of the camera until it clicks.
3. Close the memory card slot cover.

Powering On/Off

To power on the camera, rotate the power dial to the 'ON' position. To power off, rotate the dial to 'OFF'.

BASIC OPERATION

Shooting Modes

The EOS M200 offers various shooting modes, including:

- **Scene Intelligent Auto:** Automatically optimizes settings for various scenes.
- **Program AE (P):** Camera sets shutter speed and aperture, user controls other settings.
- **Shutter-priority AE (Tv):** User sets shutter speed, camera sets aperture.
- **Aperture-priority AE (Av):** User sets aperture, camera sets shutter speed.
- **Manual Exposure (M):** User controls both shutter speed and aperture.
- **Creative Filters:** Apply various effects to your photos.
- **Self-Portrait Mode:** Optimized for taking selfies.

Image Quality and Sensor

The camera is equipped with a 24.1 Megapixel APS-C CMOS sensor, delivering high-resolution images with excellent detail and color reproduction. It supports JPEG and RAW file formats.

ISO Sensitivity

The standard ISO range is 100-25600, expandable to 51200, allowing for versatile shooting in various lighting conditions.

Autofocus System

The EOS M200 features Canon's Dual Pixel CMOS AF with Eye Detection AF, providing fast and accurate focusing for both stills and video. It has 143 autofocus points and supports continuous autofocus.

Continuous Shooting

The camera can capture images at up to 6.1 frames per second (fps) with continuous autofocus, suitable for capturing moving subjects.

VIDEO RECORDING

4K Video

The EOS M200 supports 4K UHD (2160p) video recording at 24fps, 25fps, and 30fps. It also offers vertical video support, ideal for social media content. Note that 4K video recording may involve a slight crop.

Video Recording Limits

Individual video clips are limited to approximately 30 minutes of recording time. Factors such as memory card capacity, battery life, and camera temperature may affect actual recording duration.

CONNECTIVITY

Wi-Fi and Bluetooth

Built-in Wi-Fi and Bluetooth technology allow for seamless connection to compatible smart devices. This enables remote control of the camera, easy image transfer, and sharing to social media platforms.

Image Transfer

Utilize the Canon Camera Connect app on your smartphone or tablet to wirelessly transfer photos and videos from your EOS M200. The auto image transfer function can automatically send images to your device after shooting.

LENSES AND COMPATIBILITY

EF-M Mount

The EOS M200 uses the Canon EF-M lens mount, designed specifically for Canon's mirrorless M-series cameras. The included EF-M 15-45mm f/3.5-6.3 IS STM lens is a versatile standard zoom lens.

EF/EF-S Lens Compatibility

With the optional Mount Adapter EF-EOS M, you can use a wide range of Canon EF and EF-S lenses on your EOS M200 camera, expanding your creative possibilities.

DETAILED SPECIFICATIONS

Specification	Value
Brand	Canon
Model Name	Canon EOS M200 EF-M 15-45mm IS STM Kit (Black)
Model Number	3699C009
Effective Still Resolution	24.1 MP
Photo Sensor Size	APS-C
Video Resolution	4K UHD 2160p
ISO Range	Auto, 100-25600 (Expandable to 51200)
Screen Size	3 Inches
Display Type	LCD (Tilting, Touch Screen)

Continuous Shooting	6.1 fps
Image Stabilization	Optical (Lens-based)
Connectivity Technology	Bluetooth, Wi-Fi
Item Weight	10.56 ounces
Recording Capacity	30 Minutes (per clip)
Compatible Mountings	Canon EF-M
Autofocus Points	143

MAINTENANCE AND CARE

- Keep the camera and lens clean using a soft, lint-free cloth.
- Avoid exposing the camera to extreme temperatures, humidity, or dust.
- Store the camera in a dry, cool place when not in use.
- Regularly check and clean the sensor if dust spots appear on images (refer to advanced user manual for detailed sensor cleaning instructions).


TROUBLESHOOTING

- **Camera not powering on:** Ensure the battery is fully charged and correctly inserted.
- **Images are blurry:** Check autofocus settings, ensure proper lighting, and verify lens is clean.
- **Video recording stops unexpectedly:** Check memory card space, battery level, and camera temperature.
- **Connectivity issues:** Ensure Wi-Fi/Bluetooth is enabled on both camera and smart device, and that the Canon Camera Connect app is up to date.

WARRANTY AND SUPPORT

The Canon EOS M200 comes with a 1-year manufacturer's warranty. For further support, product information, or service, please visit the official Canon Store or contact Canon customer service.
Official Canon Store: [Canon Store on Amazon](#)






Related Documents - EOS M200



The image shows a Canon EOS M6 mirrorless camera mounted on a tripod, with a brochure placed next to it. The brochure features the EOS M6 logo and several small images of the camera in different configurations. The Canon logo is visible at the bottom of the brochure.

[Canon EOS M6 Mirrorless Camera: Features and Technical Specifications](#)

Discover the Canon EOS M6, a compact mirrorless camera designed for content creators. This document details its features, including Dual Pixel CMOS AF, Wi-Fi/Bluetooth connectivity, 24.2MP sensor, Full HD video capabilities, and comprehensive technical specifications.

	<p>Canon EOS Kiss M</p> <p>EOS Kiss M</p>
	<p>Canon Digital Camera, Lens, and Camcorder Standard Warranty Terms & Conditions</p> <p>Detailed standard warranty terms and conditions from Canon India Private Limited (CIPL) for digital cameras, lenses, camcorders, and remote PTZ cameras. Covers warranty period, type, terms, exclusions, limitations of liability, and governing laws for products sold in India.</p>
	<p>Canon EOS R6 Mirrorless Camera Specifications and Features</p> <p>Comprehensive technical specifications and feature overview for the Canon EOS R6 digital interchangeable lens mirrorless camera, detailing its image sensor, recording system, autofocus capabilities, video recording options, connectivity, and physical attributes.</p>
	<p>Canon EOS Kiss X9 Digital SLR Camera User Manual</p> <p>Comprehensive user manual for the Canon EOS Kiss X9 digital SLR camera, covering setup, shooting modes, image quality settings, autofocus, playback, and more. Learn how to get the most out of your camera with detailed instructions and helpful tips.</p>
	<p>Canon EOS R6 Mark III Detailed Specifications</p> <p>Comprehensive technical specifications for the Canon EOS R6 Mark III full-frame mirrorless camera, detailing its advanced features, imaging capabilities, recording systems, and operational parameters.</p>