

EASTROCK trumpet

EASTROCK Bb Standard Trumpet Set Instruction Manual

Brand: EASTROCK | Model: trumpet

1. INTRODUCTION

This manual provides essential information for the proper setup, operation, and maintenance of your new EASTROCK Bb Standard Trumpet Set. Designed for players of all ages, from beginners to professionals, this trumpet offers a comfortable resistance and a tone that is both brilliant and deep. Consistent outstanding feel and playability ensure a smooth and seamless experience.

The trumpet features a solid and durable brass body, resulting in a responsive attack with a broad, warm sound. The excellent manufacturing process contributes to its bright sound quality. The valves are designed for durability with quick rebound springs and good air tightness.

2. PRODUCT COMPONENTS

Your EASTROCK Bb Standard Trumpet Set includes the following items:

- Bb Standard Trumpet
- Carrying Case
- Gloves
- 7C Mouthpiece
- Cleaning Kit (includes cleaning cloth and brushes)
- Tuning Rod
- Valve Oil



Figure 2.1: Complete EASTROCK Bb Standard Trumpet Set, including the black trumpet, carrying case, gloves, 7C mouthpiece, cleaning kit, and tuning rod.

3. SETUP INSTRUCTIONS

Follow these steps to prepare your trumpet for playing:

1. **Unpack the Trumpet:** Carefully remove the trumpet and all accessories from the carrying case. The trumpet is typically wrapped in protective material.
2. **Attach the Mouthpiece:** Gently insert the 7C mouthpiece into the leadpipe receiver. Twist slightly to ensure a secure fit without forcing it.
3. **Lubricate Valves:** Apply a small amount of valve oil to each piston valve. Remove each valve one at a time, apply oil, and reinsert, ensuring it aligns correctly. Press the valve a few times to distribute the oil evenly.
4. **Check Slides:** Ensure all tuning slides (main tuning slide, 1st valve slide, 3rd valve slide) move freely. Apply slide grease if they are stiff. The 3rd valve slide features an adjustable ring for comfortable finger placement, especially useful for beginners.



Stainless Steel Piston-Flexible Sliding
Strong Durability and long service life

Figure 3.1: Close-up view of the trumpet's stainless steel piston valves, designed for flexible and durable sliding action.



Figure 3.2: The adjustable 3rd valve slide ring, suitable for beginners to ensure comfortable hand positioning.

Setup Video Guide

Your browser does not support the video tag.

Video 3.1: An unboxing video demonstrating the initial setup and components of a standard Bb trumpet, similar to the EASTROCK model.

4. OPERATING INSTRUCTIONS

The EASTROCK trumpet is designed for ease of play, promoting quick musical development. The combination of two-piece valve construction accurately links each piping, ensuring smooth operation.

1. **Holding the Trumpet:** Hold the trumpet comfortably with your left hand supporting the valve casing and your right hand's fingers resting on the valve buttons.
2. **Finger Placement:** The smooth valves and comfortable buttons allow for extended playing without excessive finger fatigue. The 1st valve slide thumb saddle and adjustable 3rd slide lock provide a broad sound with quick response and great feedback.
3. **Producing Sound:** Form an embouchure with your lips and blow air through the mouthpiece while pressing the valves in various combinations to produce different notes.

Smooth action valves

Playing fingers for a long time is not easy to sweat,
Reduce unnecessary mistakes in performance



Figure 4.1: Detail of the smooth action valves, designed for comfortable and responsive play.



Bigger button than common brands on the market.
Don't slip off easily.

Figure 4.2: The trumpet features larger valve buttons compared to common brands, designed for improved grip and to prevent slipping.

5. MAINTENANCE

Regular maintenance is crucial for the longevity and optimal performance of your trumpet.

1. **Cleaning After Each Use:** After each playing session, use the provided cleaning cloth to wipe down the exterior of the trumpet.
2. **Drain Water:** Utilize the double drain valve design to easily remove any accumulated moisture from the trumpet. This helps prevent rust and ensures long-lasting performance.
3. **Valve Lubrication:** Periodically apply valve oil to keep the pistons moving smoothly. If valves become sticky, re-lubricate them.
4. **Slide Maintenance:** Keep tuning slides greased to ensure they move freely for tuning adjustments.
5. **Deep Cleaning:** Every few weeks, perform a more thorough cleaning using the cleaning kit and warm, soapy water (ensure to rinse thoroughly and dry completely).



Double Drain Valve Design
Easy to Maintain and Long Lasting
Not Easy to Getting Rust
Flexibility to Use

Figure 5.1: The double drain valve design facilitates easy maintenance and helps prevent rust, ensuring durability and flexibility in use.

6. TROUBLESHOOTING

Here are some common issues and their solutions:

- **Sticky Valves:** If valves are slow or sticking, they likely need lubrication. Remove the valve, clean it gently with a soft cloth, apply fresh valve oil, and reinsert, rotating it until it slides freely.
- **Difficulty Producing Sound:** Ensure your embouchure is correct and you are blowing a steady stream of air. Check that the mouthpiece is inserted correctly and not too tight.
- **Poor Tone Quality:** This can often be resolved by ensuring all slides are properly seated and the trumpet is clean. Regular practice also improves tone.
- **Stuck Slides:** If a tuning slide is stuck, try applying a small amount of slide grease around the edges and gently wiggling it. If it remains stuck, consult a professional instrument repair technician.

7. SPECIFICATIONS

Key specifications for the EASTROCK Bb Standard Trumpet:

Feature	Detail
Item Weight	5.69 pounds
Package Dimensions	21.4 x 10.8 x 6.8 inches
Body Material	Brass
Color Name	Black
Material Type	Brass
Instrument Key	B Flat
Model Number	trumpet
Style	Classic



Figure 7.1: Dimensions of the trumpet, showing a length of 21.5 inches (54.7 cm) and a bell diameter of 4.89 inches (12.4 cm).

8. WARRANTY AND SUPPORT





For any questions, concerns, or support regarding your EASTROCK Bb Standard Trumpet Set, please refer to the manufacturer's official website or contact their customer service directly. Specific warranty details are typically provided with your purchase documentation.




9. PRODUCT OVERVIEW VIDEO

Your browser does not support the video tag.

Video 9.1: A general overview video showcasing the EASTROCK High Quality Trumpet and its features.

Related Documents - trumpet

	<p>EASTROCK 10-hole Harmonica Instruction Manual - Guide to Playing</p> <p>Official instruction manual for the EASTROCK 10-hole harmonica. Learn about its features, construction, and how to play in the first position (C tune) with detailed charts for notes, bending, and overdraw techniques.</p>
	<p>Recorder Fingering Chart: German System Explained</p> <p>A comprehensive guide to recorder fingering charts for the German system, detailing finger positions for various notes and explaining fingering variations for different recorder types.</p>
	<p>EASTROCK Drum Throne - Adjustable Height, Padded Drum Seat for Musicians</p> <p>Discover the EASTROCK Drum Throne, featuring high-quality materials, adjustable height from 19.7 to 21.3 inches, and an anti-slip tripod design for maximum stability. This durable and comfortable drum stool supports up to 200lbs and is ideal for drummers, keyboard players, and guitarists.</p>
	<p>EASTROCK E Flat Alto Saxophone - Purple Lacquer, Hand Engraved, Beginner Friendly</p> <p>Explore the EASTROCK E Flat Alto Saxophone, featuring a durable h68 copper body, vibrant purple lacquer, and intricate hand engraving. Designed for superior sound, airtightness, and comfortable playability with professional adjustments and ergonomic shell keys. An ideal gift for students and beginners.</p>

<div><p>Compatible with most Trumpet - This surface is polished to a fine edge. Compatible with most standard trumpets, such as Yamaha, Bach, Getz, etc.</p><p>Compatible with most 38 position processes and 1 position from other positions with process number 100. Can be open and long from 100.</p></div>	<p>EastRock Adjustable Guitar Footstool - Foldable, Non-Slip, Durable</p> <p>Discover the EastRock adjustable guitar footstool. Featuring a non-slip rubber panel, thickened steel construction, and non-slip rubber feet for stability and durability. Ideal for musicians.</p>
<div><p>Discover BFB Natural Trumpet™</p><p>Owner's Manual</p></div>	<p>BFB Natural Trumpet™ Owner's Manual and Care Guide</p> <p>Official owner's manual for the BFB Natural Trumpet™, detailing its features, usage, care, maintenance, and warranty information. Includes musical notes and cleaning instructions.</p>