

## VASAGLE ULET055B56

# VASAGLE ULET055B56 Nightstand User Manual

Model: ULET055B56 | Brand: VASAGLE

## 1. INTRODUCTION

This manual provides detailed instructions for the assembly, operation, and maintenance of your VASAGLE ULET055B56 Nightstand. Designed for versatility and modern aesthetics, this nightstand features a sturdy steel frame, a convenient drawer, and an open storage shelf.

### Key Features:

- **Sturdy and Stable:** Constructed from high-quality particleboard and steel, supporting up to 88 lb (40 kg). Includes adjustable feet for stability on uneven surfaces.
- **Quick and Easy Assembly:** Simple structure with clearly labeled parts and comprehensive instructions for efficient setup.
- **Modern Style:** Ebony black panels and a steel frame integrate seamlessly with contemporary home decor.
- **Ample Storage Space:** Features a spacious tabletop, a functional drawer, and an open storage shelf for organized access to essentials.
- **Versatile:** Suitable for use as a nightstand, end table, or side table in various rooms.



Image 1.1: VASAGLE ULET055B56 Nightstand in a bedroom setting.

## 2. SAFETY INFORMATION

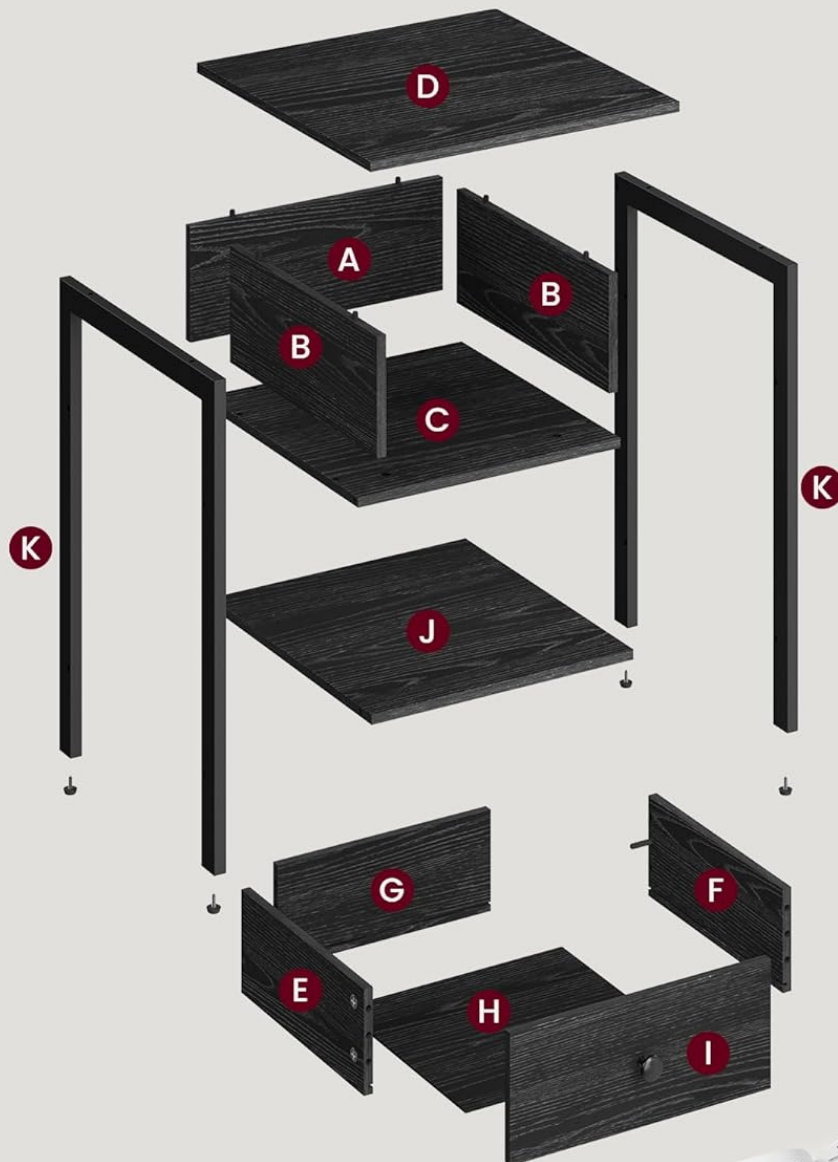
Please read and understand all safety warnings before assembly and use. Failure to follow these instructions may result in injury or damage to the product.

- Do not overload the tabletop, drawer, or bottom shelf beyond their respective weight limits.
- **Weight Limits:** Tabletop: 44 lb (20 kg), Drawer: 22 lb (10 kg), Bottom Shelf: 22 lb (10 kg).
- Ensure the table is stable and level before use. Adjust the feet as necessary to prevent tipping or collapse.
- Keep small parts and packaging materials away from children to prevent choking hazards.
- Assemble the product on a soft, clean surface to avoid scratches.

### 3. PACKAGE CONTENTS

Before beginning assembly, verify that all components listed below are present and undamaged. If any parts are missing or damaged, please contact customer support.

- 1 x Side Table (unassembled components)
- 1 x Assembly Kit (hardware and tools)
- 1 x Instructions Manual



## Easy to Assemble

- Labeled parts
- Detailed instructions

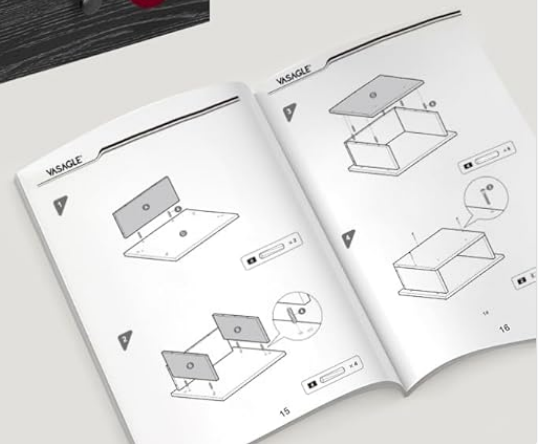


Image 3.1: Exploded view of nightstand components with labels.

**Tools Recommended for Assembly:** Screw Driver (an Allen wrench is typically included in the assembly kit).

## 4. ASSEMBLY INSTRUCTIONS

Follow these steps carefully to assemble your nightstand. It is recommended that one person performs the assembly.

1. **Unpack and Identify Parts:** Lay out all components on a clean, soft surface. Refer to the parts diagram (Image 3.1) and the included instruction manual to identify each piece. Ensure all hardware is present.
2. **Assemble the Drawer:** Connect the drawer sides (e.g., parts E, F, G) to the drawer front (part I) and back (part H) using the provided screws and dowels. Ensure the drawer bottom slides into the grooves correctly. Attach the drawer knob.
3. **Construct the Frame:** Attach the side panels (e.g., parts A, B, C) to the steel frame components (part K) as indicated in the manual. Pay attention to the orientation of pre-drilled holes.
4. **Install Shelves:** Secure the bottom shelf (part J) and the drawer support structure to the frame.
5. **Attach Top Panel:** Place the top panel (part D) onto the assembled frame and secure it with the appropriate fasteners.
6. **Insert Drawer:** Carefully slide the assembled drawer into its designated slot.
7. **Attach Adjustable Feet:** Screw the adjustable feet into the bottom of the steel frame legs.
8. **Final Check:** Ensure all screws are tightened, and the nightstand is stable. Adjust the feet as needed to level the table.



Image 4.1: Tightening screws during assembly.

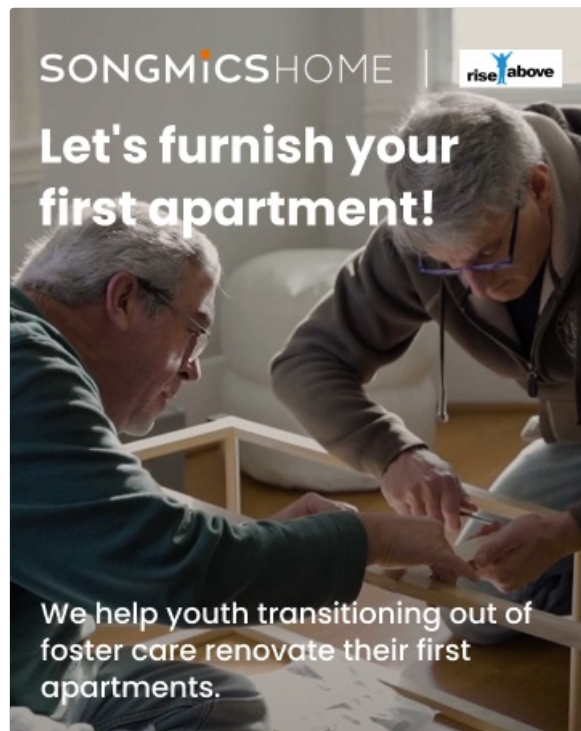


Image 4.2: Example of detailed instructions.

## 5. OPERATING INSTRUCTIONS

Your VASAGLE ULET055B56 Nightstand is designed for simple and functional use.

- **Using the Drawer:** The integrated drawer provides enclosed storage for personal items, keeping them dust-free and out of sight. Gently pull the knob to open and push to close. Avoid forcing the drawer if it feels stiff.
- **Utilizing the Open Shelf:** The bottom open shelf offers easy access storage for books, headphones, or decorative items.
- **Adjusting for Stability:** The nightstand is equipped with adjustable feet. If the table wobbles on an uneven floor, rotate the feet clockwise or counter-clockwise until the table is stable and level.



Image 5.1: Drawer for enclosed storage.




Image 5.2: Adjustable feet for leveling.

## 6. MAINTENANCE AND CARE

Proper care will extend the life and appearance of your nightstand.

- **Cleaning:** Wipe the surfaces with a dry cloth. Avoid using harsh chemicals or abrasive cleaners, which can damage the finish.
- **Spills:** Immediately wipe up any spills with a dry or slightly damp cloth to prevent staining or water damage.
- **Heat and Moisture:** Avoid placing hot items directly on the surface. Use coasters for drinks to protect against moisture rings.
- **Sunlight:** Keep the nightstand out of direct sunlight to prevent fading or discoloration over time.
- **Regular Checks:** Periodically check and tighten all screws to ensure the nightstand remains stable.




Image 6.1: Cleaning the nightstand with a dry cloth.

## 7. TROUBLESHOOTING

If you encounter any issues with your nightstand, refer to the following common solutions:

- **Wobbling Table:** If the nightstand is unstable, adjust the individual feet at the bottom of the legs until all four feet make firm contact with the floor and the table is level.
- **Drawer Sticking/Hard to Open:**
  - a. Ensure the drawer is assembled correctly and all screws are tightened.
  - b. Check for any obstructions in the drawer slides.

c. Verify that the drawer slides are properly aligned and not bent.

- **Missing Parts:** If any parts are missing upon unboxing, do not proceed with assembly. Contact customer support immediately for assistance.

## 8. SPECIFICATIONS

Feature	Detail
Brand	VASAGLE
Model Number	ULET055B56
Product Dimensions (D x W x H)	15.7" x 15.7" x 21.7" (40 cm x 40 cm x 55 cm)
Item Weight	7.53 Kilograms
Frame Material	Particleboard, Steel
Color	Ebony Black
Number of Drawers	1
Maximum Weight Recommendation (Tabletop)	44 Pounds (20 kg)
Maximum Weight Recommendation (Drawer/Shelf)	22 Pounds (10 kg) each
Assembly Required	Yes
Recommended Uses	Bedroom, Living Room, Home Office



Image 8.1: Detailed dimensions of the nightstand.

## 9. WARRANTY AND SUPPORT

For warranty information, product support, or to report missing/damaged parts, please contact VASAGLE customer service through the retailer where the product was purchased or visit the official VASAGLE website. Please have your model number (ULET055B56) and purchase details ready when contacting support.



