

RK ROYAL KLUDGE S108

RK ROYAL KLUDGE S108 Typewriter Mechanical Gaming Keyboard User Manual

Brand: RK ROYAL KLUDGE | Model: S108

1. PRODUCT OVERVIEW

The RK ROYAL KLUDGE S108 is a retro-style mechanical gaming keyboard designed for an immersive and responsive typing and gaming experience. It features durable blue mechanical switches, vibrant RGB backlighting with customizable modes, and a detachable wrist rest for enhanced comfort. Its 108-key layout with anti-ghosting ensures precise input for all your needs.



Figure 1: RK ROYAL KLUDGE S108 Keyboard Overview

2. WHAT'S IN THE BOX

- RK ROYAL KLUDGE S108 Mechanical Gaming Keyboard
- USB Cable
- Keycap Puller
- User Manual (this document)

3. SETUP GUIDE

3.1 Connecting the Keyboard

The RK ROYAL KLUDGE S108 is a wired keyboard. To connect it to your computer:

1. Locate an available USB port on your PC, Mac, Laptop, Tablet, or Desktop computer.
2. Plug the USB cable from the keyboard into the USB port.
3. The keyboard is plug-and-play, requiring no additional drivers for Windows 7/8/10/XP/Vista, Linux, or Mac OS systems. It should be recognized automatically by your operating system.



Wired USB Typewriter Style Keyboard

Figure 2: Wired USB Typewriter Style Keyboard Connection

3.2 Attaching the Detachable Wrist Rest

For ergonomic comfort, the S108 keyboard includes a detachable wrist rest. Simply align the wrist rest with the front edge of the keyboard and gently push to secure it into place. The wrist rest provides firm support to alleviate pressure during extended use.

Collapsible Wrist Rest



Figure 3: Detachable Wrist Rest

4. OPERATING INSTRUCTIONS

4.1 Basic Keyboard Functions

The S108 is a full-size 108-key keyboard with a number pad. All keys feature anti-ghosting technology, ensuring every keystroke is registered accurately, even during rapid typing or intense gaming sessions.

All 108 Keys Anti-Ghosting

Professional Mechanical Gaming Keyboard
with Metal Panel, Strong and Durable



Figure 4: 108-Key Anti-Ghosting Layout


4.2 RGB Backlight Control

The keyboard features dynamic RGB backlighting with up to 168 LED modes and customizable transparent sidelights. All lighting adjustments are performed directly on the keyboard using FN key combinations, no software is required.

True RGB LED Backlit



Figure 5: True RGB LED Backlit



Single Color & Multi Color




Figure 6: Single Color & Multi Color Modes




Figure 7: Adjustable Colorful Sidelight

Lighting Control Key Combinations:

- **FN + F11:** Custom color setting. Press FN and a number row key (1-5) to choose a saved configuration. Then press FN+F11 to enter recording mode (all four indicator lights will blink). Press each key to cycle through 7 available colors. Press FN+F11 again to save.
- **FN + F12:** Custom macro setting. Press FN+F12 to start programming. Press one of the FN keys (Y, U, I, O, P) to record macros into that key. Type your macro, then press FN+F12 again to end recording. Call up the macro by FN+Y (or other assigned key).
- **FN + PRTSC:** Full color mode.
- **FN + SCRLK:** Single color mode.
- **FN + PAUSE:** Toggle among 5 modes: single key highlight, scroll, wave, raindrop, reactive typing.
- **FN + DEL:** Main region (36 key) backlight on/off.
- **FN + END:** Water flow lighting mode.
- **FN + INS:** Reactive lights.
- **FN + HOME:** Breathing light mode.

- **FN + PGUP:** Always on / off.
- **FN + PGDN:** Side/back light control.
- **FN + LEFT/RIGHT Arrow:** Adjust lighting speed.
- **FN + UP/DOWN Arrow:** Adjust brightness (3 steps).
- **FN + ESC (hold for 5 seconds):** Factory reset the keyboard.
- **FN + WIN:** Windows key lock toggle.

Multimedia Keys:

- **FN + F1:** Multimedia
- **FN + F2:** Play/Pause
- **FN + F3:** Stop
- **FN + F4:** Volume Up
- **FN + F5:** Volume Down
- **FN + F6:** Mute

5. MAINTENANCE

To ensure the longevity and optimal performance of your RK ROYAL KLUDGE S108 keyboard, follow these maintenance guidelines:

- **Cleaning:** Use a soft, dry cloth to wipe down the keyboard surface regularly. For deeper cleaning, use a can of compressed air to remove dust and debris from between the keys. If necessary, use a slightly damp cloth with a mild cleaning solution, ensuring no liquid enters the keyboard.
- **Keycap Removal:** Use the included keycap puller to carefully remove keycaps for cleaning or replacement. Gently pull straight up on the keycap to avoid damaging the switch.
- **Storage:** When not in use for extended periods, store the keyboard in a cool, dry place away from direct sunlight and extreme temperatures.
- **Avoid Spills:** Keep liquids away from the keyboard to prevent damage to internal components.

6. TROUBLESHOOTING

If you encounter any issues with your RK ROYAL KLUDGE S108 keyboard, please refer to the following common solutions:

- **Keyboard Not Responding:**
 - Ensure the USB cable is securely plugged into both the keyboard and the computer.
 - Try plugging the keyboard into a different USB port on your computer.
 - Restart your computer.
 - Test the keyboard on another computer to determine if the issue is with the keyboard or your system.
- **Backlight Not Working or Incorrect:**
 - Ensure the backlight is turned on using the appropriate FN key combination (refer to Section 4.2).
 - Adjust brightness using FN + UP/DOWN Arrow keys.
 - Perform a factory reset (FN + ESC, hold for 5 seconds) to restore default lighting settings.
- **Keys Not Registering or Double-Typing:**
 - Ensure the keyboard is clean and free of debris under the keycaps. Use the keycap puller and compressed air

if needed.

- If the issue persists for a specific key, it might indicate a faulty switch.

- **Wrist Rest Detaches Easily:**

- Ensure the wrist rest is properly aligned and firmly snapped into place.

If these steps do not resolve your issue, please contact RK ROYAL KLUDGE customer support for further assistance.

7. SPECIFICATIONS

Feature	Description
Model	S108
Number of Keys	108
Switch Type	Mechanical Blue Switches
Connectivity	Wired USB
Backlighting	RGB (168 modes)
Special Features	Retro Typewriter Style, Round Keycaps, Detachable Wrist Rest, Metal Panel, Anti-Ghosting
Compatibility	Windows 7/8/10/XP/Vista, Linux, Mac OS
Product Dimensions	17.4 x 7.2 x 1.6 inches
Item Weight	2.2 pounds

8. WARRANTY AND SUPPORT







RK ROYAL KLUDGE products are designed and manufactured to the highest quality standards. This product is covered by a limited warranty from the date of purchase. For detailed warranty information, technical support, or customer service inquiries, please visit the official RK ROYAL KLUDGE website or contact their customer support channels.

9. FURTHER INFORMATION


For a more detailed user guide and additional resources, you may download the official PDF manual:

Download PDF User
Manual

Related Documents - S108

	<p>RK ROYAL KLUDGE S87 Mechanical Keyboard User Manual</p> <p>Comprehensive user manual for the RK ROYAL KLUDGE S87 Typewriter Mechanical Keyboard, covering packing list, wired mode, backlight customization, multimedia functions, and system compatibility for Windows and Mac.</p>
	<p>RK Royal Kludge Mechanical Keyboard User Manual</p> <p>Comprehensive user manual for the RK Royal Kludge mechanical keyboard, detailing wired and Bluetooth connectivity, custom backlight settings, multimedia key functions for Windows and Mac, and troubleshooting.</p>
	<p>RK ROYAL KLUDGE Mechanical Keyboard User Manual</p> <p>Discover the features and functions of the RK ROYAL KLUDGE Mechanical Keyboard with this comprehensive user manual. Learn about product specifications, wired mode, indicator lights, knob functions, DFU mode, backlight control, custom backlight settings, and multimedia key combinations for both Windows and Mac systems. Includes details on driver support and troubleshooting.</p>
	<p>RK ROYAL KLUDGE RK838 Wireless Keyboard User Manual and Features</p> <p>Comprehensive guide to the RK ROYAL KLUDGE RK838 wireless keyboard, detailing its connectivity options (Bluetooth, 2.4G, Wired), special function keys, battery status indicators, pairing procedures, and regulatory compliance information.</p>
	<p>RK ROYAL KLUDGE R98 Pro Gaming Keyboard User Manual</p> <p>User manual for the RK ROYAL KLUDGE R98 Pro Gaming Keyboard, detailing its features, functions, and customization options for backlighting and multimedia keys.</p>
	<p>RK ROYAL KLUDGE R65 Wired Mechanical Keyboard User Manual</p> <p>Comprehensive user manual for the RK ROYAL KLUDGE R65, a 65% wired mechanical gaming keyboard featuring RGB backlighting, gasket mount, QMK/VIA compatibility, and hot-swappable switches.</p>

Documents - RK ROYAL KLUDGE – S108



[RK Royal Kludge RGB Mechanical Gaming Keyboard User Manual](#)

User manual for the RK Royal Kludge RGB Mechanical Gaming Keyboard, detailing system compatibility, backlight modes, and function key combinations.

lang: score:21 filesize: 1.92 M page_count: 1 document date: 2022-07-22