

Igloo ICEB26HNAQ

Igloo ICEB26HNAQ Automatic Self-Cleaning Portable Electric Countertop Ice Maker Machine User Manual

Model: ICEB26HNAQ

INTRODUCTION AND OVERVIEW

The Igloo ICEB26HNAQ Automatic Self-Cleaning Portable Electric Countertop Ice Maker is designed for convenience, producing ice quickly and efficiently. This compact appliance can produce up to 26 pounds of ice per day, with the first batch ready in as little as 7 minutes. It features a built-in carry handle for portability, a viewing window to monitor ice production, and a 1.25-pound ice basket capacity. The unit also includes an automatic five-cycle self-cleaning function and an LED-lighted control panel for selecting ice cube sizes and indicating water levels or a full ice basket.

Key Features:

- **DESIGNED FOR CONVENIENCE:** Convenient and compact in size, this ice maker looks good on a countertop while producing ice for whenever or wherever you need it.
- **LARGE ICE-MAKING CAPACITY:** Keep the 2-quart water tank filled and this unit will produce 26 pounds of ice in a 24 hour period - enough to keep drinks cold all day long.
- **CARRY HANDLE:** Carry handle is attached to the ice maker, making it convenient to move wherever it needs to go.
- **SELF-CLEANING:** Automatic five-cycle cleaning function makes clean up easy and effortless, allowing for cleaner ice every time.
- **ICE BASKET CAPACITY:** Stores up to 1.25 pounds of ice at a time so you can keep your drinks ice-cold!



Image: The Igloo ICEB26HNAQ portable ice maker in aqua, showcasing its compact design and handle.

IMPORTANT SAFEGUARDS

When using electrical appliances, basic safety precautions should always be followed to reduce the risk of fire, electric shock, and/or injury to persons, including the following:

- Read all instructions before operating this appliance.
- Do not touch hot surfaces. Use handles or knobs.
- To protect against electrical shock, do not immerse cord, plug, or any part of the unit in water or other liquids.
- Close supervision is necessary when any appliance is used by or near children.
- Unplug from outlet when not in use and before cleaning. Allow to cool before putting on or taking off parts, and before cleaning the appliance.
- Do not operate any appliance with a damaged cord or plug, or after the appliance malfunctions or has been damaged in any manner. Return the appliance to the nearest authorized service facility for examination,

repair, or adjustment.

- The use of accessory attachments not recommended by the appliance manufacturer may cause injuries.
- Do not use outdoors.
- Do not let cord hang over edge of table or counter, or touch hot surfaces.
- Do not place on or near a hot gas or electric burner, or in a heated oven.
- Always attach plug to appliance first, then plug cord into the wall outlet. To disconnect, turn any control to "off," then remove plug from wall outlet.
- Do not use appliance for other than intended use.
- Check for presence of foreign objects before using.
- This appliance is for HOUSEHOLD USE ONLY.

PARTS AND FEATURES

Familiarize yourself with the components of your Igloo Ice Maker:

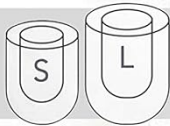
- Ice Maker Unit with Handle
- Ice Basket
- Ice Scoop
- Control Panel (ON/OFF, SELECT, POWER, ADD WATER, ICE FULL, CLEAN indicators)
- Water Reservoir
- Ice Full Sensor
- Water Level Sensor
- Viewing Window

AUTOMATIC SELF-CLEANING PORTABLE COUNTERTOP ICE MAKER WITH HANDLE



MAKES ICE
IN MINUTES

SMALL OR
LARGE



5 CYCLE SELF
CLEANING FUNCTION

SILENT
OPERATION



Image: An overview of the ice maker highlighting key features such as quick ice production, small/large ice sizes, 5-cycle self-cleaning, and silent operation.



ADD WATER

SELECT ICE SIZE



MAKE ICE IN
MINUTES

ENJOY!



Image: Visual guide showing the steps: Add Water, Select Ice Size, Make Ice in Minutes, and Enjoy!



S
SELECT
FOR
SMALL



L
SELECT
FOR
LARGE



Image: Illustration demonstrating the difference between small and large ice cube selections.



Image: Close-up view of the ice maker's handle for portability, the ice basket, and the included ice scoop.

BEFORE FIRST USE

1. Unpack the ice maker and place it on a level, stable surface away from direct sunlight or other heat sources. Ensure there is at least 4 inches of space around the unit for proper ventilation.
2. Clean the interior of the unit, the ice basket, and the ice scoop with a soft cloth and warm, soapy water. Rinse thoroughly and dry.
3. Allow the unit to sit upright for at least 1 hour before plugging it in. This allows the refrigerant to settle.

SETUP

1. Place the ice maker on a flat, level surface.
2. Ensure the drain plug at the bottom of the unit is securely closed.
3. Plug the power cord into a grounded electrical outlet.

OPERATING INSTRUCTIONS

1. **Add Water:** Open the lid and fill the water reservoir with potable water up to the MAX fill line. Do not overfill.
2. **Power On:** Press the **ON/OFF** button on the control panel. The POWER indicator light will illuminate.
3. **Select Ice Size:** Press the **SELECT** button to choose between small (S) or large (L) ice cubes. The corresponding indicator light will illuminate.
4. **Ice Production:** The ice maker will begin the ice-making cycle. The first batch of ice will typically be ready in 7-15 minutes, depending on the selected size and ambient temperature.
5. **Ice Full Indicator:** When the ice basket is full, the **ICE FULL** indicator light will turn on, and the unit will stop making ice. Remove ice from the basket to resume production.
6. **Add Water Indicator:** If the water level in the reservoir is too low, the **ADD WATER** indicator light will turn on. Add more water to the reservoir to continue ice production.
7. **Collecting Ice:** Use the provided ice scoop to remove ice from the basket.
8. **Power Off:** To stop ice production, press the **ON/OFF** button.

MAINTENANCE

Self-Cleaning Function:

The ice maker features an automatic five-cycle self-cleaning function for easy maintenance and cleaner ice.

1. Ensure the unit is empty of ice and water.
2. Fill the water reservoir with clean water up to the MAX fill line.
3. Press and hold the **SELECT** button for 5 seconds. The **CLEAN** indicator light will illuminate, and the unit will begin its self-cleaning cycle.
4. The cleaning cycle will run for approximately 30 minutes. Once complete, the **CLEAN** light will turn off.
5. Drain the water from the unit by removing the drain plug at the bottom.

Regular Cleaning:

- **Exterior:** Wipe the exterior of the unit with a soft, damp cloth. Do not use harsh chemicals or abrasive cleaners.
- **Interior:** Periodically clean the water reservoir and ice basket with a mild detergent and warm water. Rinse thoroughly.
- **Draining:** For long-term storage or when not in use for extended periods, ensure all water is drained from the reservoir.

TROUBLESHOOTING

Problem	Possible Cause	Solution
"ADD WATER" indicator light is on.	Water reservoir is empty or water level is too low.	Add potable water to the reservoir up to the MAX fill line.
"ICE FULL" indicator light is on.	Ice basket is full.	Remove ice from the basket. Ice production will resume automatically.
Ice maker is not producing ice.	No water in reservoir; unit not plugged in; ambient temperature too high; air vent blocked.	Add water; ensure unit is plugged in; place unit in a cooler environment; ensure proper ventilation around the unit.
Ice cubes are too small or clumpy.	Water temperature is too high; ambient temperature is too high.	Use colder water; place unit in a cooler environment.
Unit is making unusual noises.	Normal operation sounds (compressor, water pump); unit not level.	Ensure unit is on a level surface. If noise persists or is excessive, contact customer support.

SPECIFICATIONS

Specification	Value
Model Number	ICEB26HNAQ
Product Dimensions	10.43"D x 12.8"W x 12.4"H (12.2 x 9.06 x 12.8 inches)
Weight	16.53 Pounds
Capacity	26 Pounds (ice production per 24 hours)
Voltage	120V
Manufacturer	Nostalgia Products
First Available	September 11, 2019



Image: Diagram showing the dimensions of the Igloo ICEB26HNAQ ice maker.






WARRANTY AND SUPPORT


This Igloo ice maker is manufactured to high-quality standards. For detailed warranty information, including terms, conditions, and duration, please refer to the official user manual provided with your product or visit the manufacturer's website.

For technical support, troubleshooting assistance beyond this guide, or to inquire about replacement parts, please contact the manufacturer's customer service department. You may also find additional resources and the complete user manual in PDF format at the following link:

[Download Official User Manual \(PDF\)](#)

Related Documents - ICEB26HNAQ

	<p>Igloo ICEB26BK Automatic Ice Maker: Instructions, Recipes, and Warranty</p> <p>Comprehensive guide for the Igloo ICEB26BK Automatic Ice Maker, including setup, operation, maintenance, troubleshooting tips, recipes, and warranty information.</p>
	<p>Igloo ICEB26AQ Automatic Ice Maker: User Manual and Recipes</p> <p>Comprehensive user manual and recipe guide for the Igloo ICEB26AQ Automatic Ice Maker, covering safety, operation, maintenance, troubleshooting, and beverage recipes.</p>
	<p>Igloo ICEB33AQ Automatic Ice Maker: User Manual & Recipes</p> <p>Comprehensive user manual and recipe guide for the Igloo ICEB33AQ large-capacity automatic ice maker. Learn operation, safety, cleaning, maintenance, and discover delicious beverage recipes.</p>
	<p>Igloo ICEB26CP Automatic Ice Maker: Instructions, Safety, and Recipes</p> <p>Comprehensive user manual for the Igloo ICEB26CP Automatic Ice Maker. Includes detailed operating instructions, essential safety precautions, helpful tips for troubleshooting, cleaning and maintenance guidelines, and a selection of beverage recipes to enjoy with freshly made ice.</p>
	<p>Igloo ICEB26AQ Automatic Ice Maker: User Manual, Safety, Operation, and Recipes</p> <p>Comprehensive user manual for the Igloo ICEB26AQ Automatic Ice Maker. Includes safety instructions, operating procedures, cleaning and maintenance tips, troubleshooting, and beverage recipes.</p>



26 lbs Portable Ice Maker with Handle in Aqua Use and Care Manual IGLOO IGLICEB26HNAQ 810061702382 0810061702382 1007430332 b9973cdd efd5 4982 8c3c cf8ea44cc6ae images thdstatic catalog Images b9 |||

All products are trademarks of Nostalgia Products LLC. Worldwide design & utility patented or patents pending. © 2019 Nostalgia Products LLC.

IGLOO and the Igloo dome design are trademarks of Igloo Products Corp. All rights reserved. www.nostalgia-products.com (rev. 04/24/19 DL)

[Igloo Automatic 26-Pound Ice Maker with Carry Handle - Model IGLICEB26HNWH](#)

User manual and guide for the Igloo Automatic 26-Pound Ice Maker with Carry Handle (IGLICEB26HNWH). Learn about safety, operation, cleaning, maintenance, and recipes.

Documents - Igloo – ICEB26HNAQ



[\[pdf\]](#) User Manual Instructions Catalog

26 lbs Portable Ice Maker with Handle in Aqua Use and Care Manual IGLOO IGLICEB26HNAQ 810061702382 0810061702382 1007430332 b9973cdd efd5 4982 8c3c cf8ea44cc6ae images thdstatic catalog Images b9 |||

All products are trademarks of Nostalgia Products LLC. Worldwide design utility patented or patents pending. 2019 Nostalgia Products LLC. IGLOO and the Igloo dome design are trademarks of Igloo Products Corp. All rights reserved.

www.nostalgia-products.com rev. 04/24/19 DL **ICEB26HNAQ** Automat...

lang:en score:26 filesize: 655.15 K page_count: 34 document date: 2019-04-24

NOSTALGIA PRODUCTS		Cookware Chemical Disclosures	
This document contains chemical disclosure information for Nostalgia Products LLC. It is intended for use by consumers and is not to be used for any other purpose.			
Model Number	Product Name	Chemical Disclosure	Page
810061702382	26 lbs Portable Ice Maker with Handle in Aqua	Chemical disclosure information for the 26 lbs Portable Ice Maker with Handle in Aqua. This document contains chemical disclosure information for the 26 lbs Portable Ice Maker with Handle in Aqua. It is intended for use by consumers and is not to be used for any other purpose.	1
0810061702382	26 lbs Portable Ice Maker with Handle in Aqua	Chemical disclosure information for the 26 lbs Portable Ice Maker with Handle in Aqua. This document contains chemical disclosure information for the 26 lbs Portable Ice Maker with Handle in Aqua. It is intended for use by consumers and is not to be used for any other purpose.	1
1007430332	26 lbs Portable Ice Maker with Handle in Aqua	Chemical disclosure information for the 26 lbs Portable Ice Maker with Handle in Aqua. This document contains chemical disclosure information for the 26 lbs Portable Ice Maker with Handle in Aqua. It is intended for use by consumers and is not to be used for any other purpose.	1
b9973cdd	26 lbs Portable Ice Maker with Handle in Aqua	Chemical disclosure information for the 26 lbs Portable Ice Maker with Handle in Aqua. This document contains chemical disclosure information for the 26 lbs Portable Ice Maker with Handle in Aqua. It is intended for use by consumers and is not to be used for any other purpose.	1
efd5	26 lbs Portable Ice Maker with Handle in Aqua	Chemical disclosure information for the 26 lbs Portable Ice Maker with Handle in Aqua. This document contains chemical disclosure information for the 26 lbs Portable Ice Maker with Handle in Aqua. It is intended for use by consumers and is not to be used for any other purpose.	1
4982	26 lbs Portable Ice Maker with Handle in Aqua	Chemical disclosure information for the 26 lbs Portable Ice Maker with Handle in Aqua. This document contains chemical disclosure information for the 26 lbs Portable Ice Maker with Handle in Aqua. It is intended for use by consumers and is not to be used for any other purpose.	1
8c3c	26 lbs Portable Ice Maker with Handle in Aqua	Chemical disclosure information for the 26 lbs Portable Ice Maker with Handle in Aqua. This document contains chemical disclosure information for the 26 lbs Portable Ice Maker with Handle in Aqua. It is intended for use by consumers and is not to be used for any other purpose.	1
cf8ea44cc6ae	26 lbs Portable Ice Maker with Handle in Aqua	Chemical disclosure information for the 26 lbs Portable Ice Maker with Handle in Aqua. This document contains chemical disclosure information for the 26 lbs Portable Ice Maker with Handle in Aqua. It is intended for use by consumers and is not to be used for any other purpose.	1

[Nostalgia Cookware Chemical Disclosures](#)

Detailed chemical disclosures for Nostalgia brand kitchen appliances, including model numbers, product types, and relevant regulatory information from agencies like ATSDR, CDC, and OEHHA.

lang:es score:9 filesize: 808.54 K page_count: 51 document date: 2025-02-06