

PELONIS PH-14A

PELONIS Oil Filled Radiator Heater

Model: PH-14A

1. INTRODUCTION

The PELONIS Oil Filled Radiator Heater is designed to provide efficient and consistent warmth for indoor spaces. Its oil-filled radiator design ensures a steady and comfortable heat output, making it ideal for medium to large rooms. This manual will guide you through the safe and effective use of your new heater.

Key Features:

- **Whole-Room Rapid Heating:** 1500W high power with special heating fins for 360° hot air circulation.
- **Personalized Temperature Control:** 3 heating modes (1500W/900W/600W) and 5 temperature settings (65°F-85°F) with an adjustable thermostat.
- **Energy Efficient ECO Mode:** Automatically adjusts heating based on real-time temperature to save energy.
- **Convenient Operation:** Includes a remote control and a 10-hour timer for pre-heating.
- **Whisper-Quiet Operation:** Fan-less design ensures silent heating, perfect for bedrooms and offices.
- **Enhanced Safety Features:** V0 flame retardant materials, built-in overheat protection, and tip-over safety switch.
- **Portability:** Equipped with caster wheels and a carrying handle for easy movement.



Figure 1.1: PELONIS Oil Filled Radiator Heater (Champagne Standard)

2. IMPORTANT SAFETY INFORMATION

Please read all safety warnings and instructions before using this heater to reduce the risk of fire, electric shock, or injury. Keep this manual for future reference.

- **Overheat Protection:** The heater is equipped with an automatic power-off function in case of excessive

temperature, ensuring safety for all users.

- **Tip-Over Safety Switch:** If the heater is accidentally knocked over, it will automatically power off to prevent hazards.
- **Flame-Resistant Material:** All plastic parts are made from V0 flame retardant materials to prevent fire risks.
- **ETL Certified:** This PELONIS oil-filled heater is ETL certificated, ensuring it meets recognized safety standards.
- **Conduction Oil:** The conduction oil has a high boiling point and good heat transfer, maintaining smooth operation over time.
- **California Proposition 65 Warning:** A warning on the package box may be required by California Proposition 65. All materials used are safe.
- Do not cover the heater or block air inlets/outlets.
- Do not use in wet or damp locations.
- Always plug directly into a wall outlet. Never use with an extension cord or relocatable power tap.

Comprehensive Safety

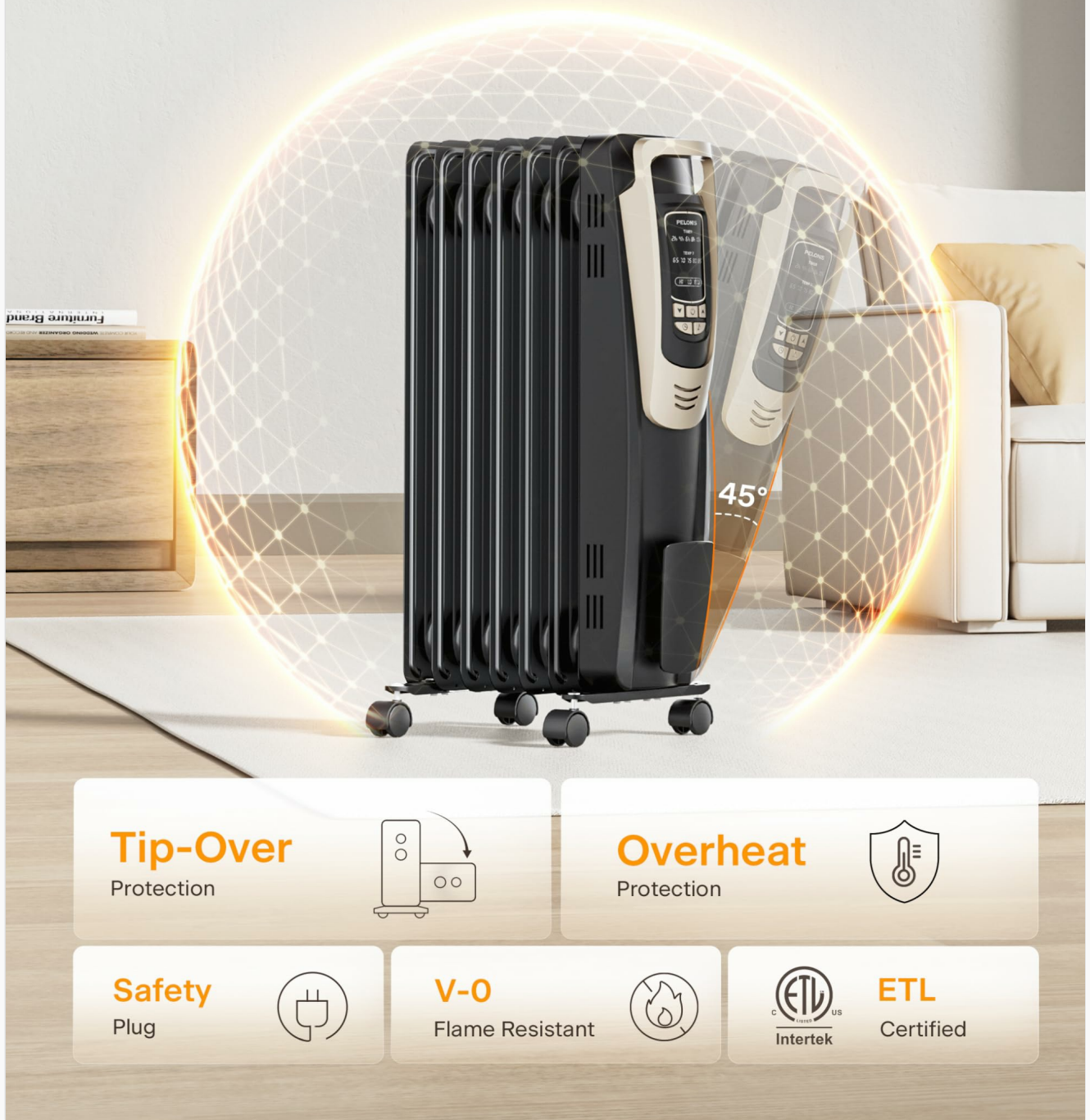


Figure 2.1: Comprehensive Safety Features

3. SETUP

Your PELONIS Oil Filled Radiator Heater comes with caster wheels for easy mobility. Follow these steps to prepare your heater for use:

Attaching the Caster Wheels:

1. Carefully unpack the heater and all components from the box.
2. Locate the caster wheels and their attachment rods.
3. Insert the attachment rods into the designated holes at the base of the heater.
4. Secure the wheels firmly. No tools are typically required for this step.
5. Place the heater on a firm, level surface, away from curtains, furniture, or other combustible materials.

Easy to Take Anywhere




Figure 3.1: Easy Portability with Wheels and Handle

4. OPERATING INSTRUCTIONS

Your PELONIS heater offers various settings to customize your comfort. Use the control panel on the unit or the included remote control.

Control Panel and Display:

The LED screen provides clear and concise information about the current settings.

Ideal Temperature is Within Your Control



• **3 Heating
Modes**



Eco



Low



High

Heating Modes and Temperature Settings:

- **Power On/Off:** Press the power button to turn the heater on or off.
- **Heating Modes:** Select from 3 heating modes: High (1500W), Medium (900W), and Low (600W) to adjust heat output.
- **Temperature Adjustment:** Set your desired temperature between 65°F and 85°F using the temperature control buttons. The adjustable thermostat will maintain the selected temperature.
- **ECO Mode:** Activate ECO mode for energy-efficient operation. The heater will automatically adjust its power consumption to maintain a comfortable temperature while minimizing electricity usage.

ECO Mode for Money & Energy Savings

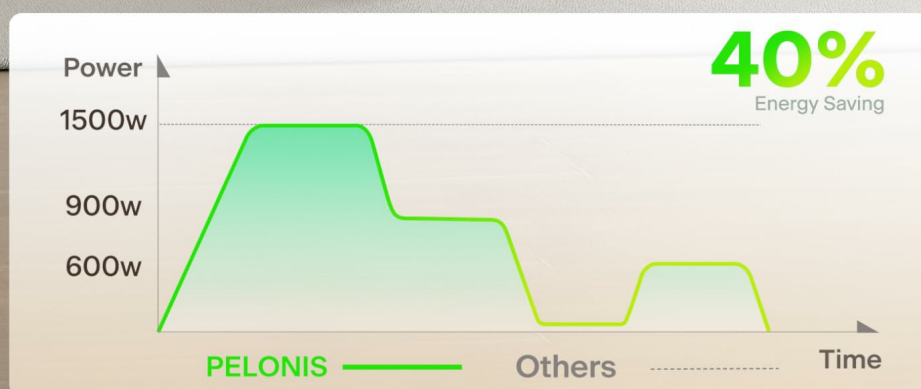


Figure 4.2: ECO Mode for Energy Savings

Timer Function:

The 10-hour timer allows you to program the heater to turn on or off automatically after a set period. This is useful for pre-heating a room before you arrive or ensuring it turns off after you leave or go to sleep.

Remote Control:

The included remote control provides convenient access to all functions from a distance, allowing you to adjust

settings without leaving your comfortable position.

Quiet Operation:

Due to its fan-less design, the PELONIS Oil Filled Radiator Heater operates with minimal noise, making it suitable for use in quiet environments like bedrooms and offices.

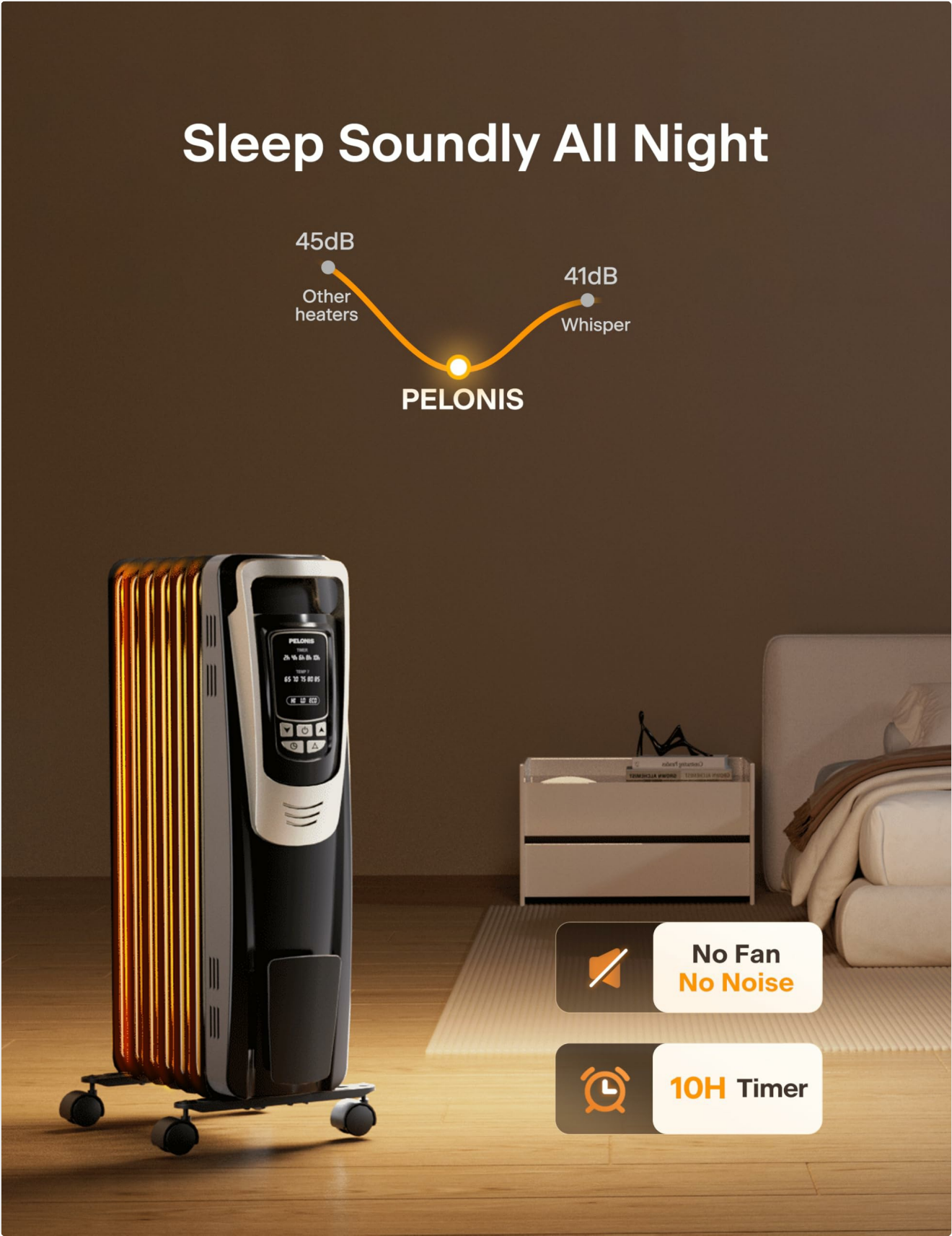


Figure 4.3: Quiet Operation for Undisturbed Sleep

5. MAINTENANCE

Proper maintenance ensures the longevity and efficient operation of your PELONIS heater. Always unplug the heater and allow it to cool completely before performing any maintenance.

Cleaning:

- Wipe the exterior surfaces of the heater with a soft, damp cloth. Do not use abrasive cleaners or solvents.
- Ensure no water or liquid enters the interior of the heater.
- Regularly remove dust from the fins and control panel using a soft brush or vacuum cleaner attachment.

Storage:

- When not in use, store the heater in a cool, dry place.
- If storing for an extended period, it is recommended to return the heater to its original packaging to protect it from dust and damage.

6. TROUBLESHOOTING

If you experience issues with your heater, please refer to the following common problems and solutions:

Problem	Possible Cause	Solution
Heater does not turn on.	Not plugged in; power outlet malfunction; tip-over switch activated; overheat protection activated.	Ensure the power cord is securely plugged into a working wall outlet. Check your circuit breaker. Ensure the heater is on a flat, stable surface. Allow the heater to cool down if it has overheated.
Heater produces a strange odor initially.	New unit odor (paint curing, protective coatings burning off).	This is normal for the first few uses. Ensure the room is well-ventilated. The odor should dissipate quickly.
Heater is not heating the room effectively.	Incorrect mode/temperature setting; room size too large; drafts.	Increase the heating mode or temperature setting. Ensure windows and doors are closed to minimize heat loss. Consider if the heater's coverage area (164 sq. ft.) is sufficient for your room.
Remote control not working.	Dead battery; obstruction between remote and heater.	Replace the battery in the remote control. Ensure there are no objects blocking the signal path.

If the problem persists after trying these solutions, please contact customer support.

7. SPECIFICATIONS

Attribute	Detail
Brand	PELONIS

Attribute	Detail
Model Number	PH-14A
Color	Champagne
Product Dimensions	15.16"D x 6.38"W x 26.06"H
Item Weight	16.09 pounds
Heating Coverage	164 square feet
Heating Settings	3 (1500W, 900W, 600W)
Temperature Settings	5 (65°F - 85°F)
Timer	10 Hours
Voltage	110 Volts
Amperage	13.64 Amps
Special Features	Overheat Protection, Electronic Thermostat, Portable, Energy Efficient, Adjustable Temperature, Remote Control, Tip-Over Protection, Programmable Thermostat, Wheels, Digital Display
Included Components	PELONIS Radiator Heater, User Manual, Remote Control

8. WARRANTY & SUPPORT

PELONIS stands behind the quality of its products.

- **Manufacturer Warranty:** Your purchase includes a 1-year manufacturer warranty.
- **User Manual (PDF):** For a downloadable version of the user manual, please refer to the official product page or visit: [PELONIS User Manual PDF](#)

For further assistance, technical support, or warranty claims, please contact PELONIS customer service through their official website or the contact information provided with your product packaging.






[Intertek Authorization to Mark for Midea, NewAir, INSIGNIA, Pelonis, AmazonBasics, Aikoper Electric Room Heaters](#)

This Intertek Authorization to Mark document certifies that various models of oil-filled and electric room heaters from brands like Midea, NewAir, INSIGNIA, Pelonis, AmazonBasics, and Aikoper comply with UL 1278:2014 standards, allowing the application of the ETL Listed certification mark.

lang:en score:14 filesize: 101.53 K page_count: 1 document date: 2019-09-15



[Pelonis PH-14A Digital Oil-Filled Radiator Owner's Manual](#)

Comprehensive owner's manual for the Pelonis PH-14A Digital Oil-Filled Radiator, covering important safety instructions, assembly, operation, remote control use, care, cleaning, troubleshooting, and warranty information.

lang:en score:14 filesize: 979.92 K page_count: 9 document date: 2019-10-17