

Amazon Basics HVF18-SP

Amazon Basics 18-inch High Velocity Industrial Floor Fan User Manual

Model: HVF18-SP

INTRODUCTION

Thank you for purchasing the Amazon Basics 18-inch High Velocity Industrial Floor Fan. This manual provides important information for the safe operation, assembly, maintenance, and troubleshooting of your fan. Please read this manual thoroughly before use and retain it for future reference.

This heavy-duty fan is designed for cooling and ventilation in various settings, including industrial and commercial spaces, garages, and gyms. It features durable metal construction, powerful aluminum blades, three-speed settings, and an adjustable tilt head for optimal air circulation.

IMPORTANT SAFETY INSTRUCTIONS

READ ALL INSTRUCTIONS BEFORE USING THIS FAN.

- Always unplug the fan before cleaning, servicing, or moving.
- Do not operate any fan with a damaged cord or plug. Discard fan or return to an authorized service facility for examination and/or repair.
- Do not run cord under carpeting. Do not cover cord with throw rugs, runners, or similar coverings. Arrange cord away from traffic area and where it will not be tripped over.
- Do not insert or allow fingers or foreign objects to enter any ventilation or exhaust opening as this may cause an electric shock or fire, or damage the fan.
- Do not block air intakes or exhaust in any manner.
- Do not use in wet or moist locations such as bathrooms.
- This fan is for indoor use only.
- This fan is ETL listed, meeting rigorous North American safety standards for electrical appliances.

SETUP AND ASSEMBLY

The Amazon Basics 18-inch High Velocity Industrial Floor Fan features a tool-free assembly process. Follow these steps to set up your fan:

1. **Unpack Components:** Carefully remove all parts from the packaging. Ensure all components are present: fan head, stand/frame, and tightening knobs.
2. **Attach the Stand:** Align the fan head with the stand/frame. Insert the tightening knobs through the holes on the stand and into the corresponding holes on the fan head.
3. **Secure the Fan Head:** Tighten the knobs firmly to secure the fan head to the stand. Do not overtighten.
4. **Position the Fan:** Place the fan on a stable, flat surface. Ensure there is adequate space around the fan for proper air circulation and to prevent obstruction of the air intake or exhaust.



Image: The Amazon Basics 18-inch High Velocity Industrial Floor Fan fully assembled.

Built For Durability & Safety

Robust aluminum blades
and metal build

Pivoting enhances airflow
in large spaces



3-speed rear dial to
customize the airflow



ETL certified safety
requirements



Tool-free
assembly

Image: Diagram illustrating the fan's robust aluminum blades, metal build, pivoting mechanism for airflow, 3-speed rear dial, ETL certification, and tool-free assembly.

OPERATING INSTRUCTIONS

1. **Plug In:** Insert the power cord into a standard 120V AC electrical outlet.
2. **Adjust Tilt:** Loosen the tightening knobs on the sides of the fan stand to adjust the tilt angle of the fan head. Once the desired angle is achieved, tighten the knobs firmly to secure the fan in position.
3. **Select Speed:** Locate the rotary knob switch on the rear of the fan. Turn the knob to select one of the three available speed settings (Low, Medium, High).



Image: Detail of the rotary knob switch for speed selection, located on the back of the fan.

4. **Turn Off:** To turn off the fan, turn the rotary knob switch to the "OFF" position. Unplug the fan from the outlet when not in use for extended periods.

Video Demonstration: Fan Operation

Your browser does not support the video tag.

Video: A demonstration of the fan's high velocity airflow, showing how it can move a piece of paper across a room. This video highlights the fan's powerful performance.

Your browser does not support the video tag.

Video: An honest review of the Amazon Basics 20" High Velocity Industrial Fan, demonstrating its features and performance. This video provides a user's perspective on the fan's capabilities.

MAINTENANCE

Regular maintenance ensures optimal performance and longevity of your fan.

- **Cleaning:** Always unplug the fan before cleaning. Use a soft, damp cloth to wipe the exterior surfaces. For the fan blades and grille, use a vacuum cleaner with a brush attachment or compressed air to remove dust and debris. Do not use abrasive cleaners or solvents.
- **Storage:** When not in use, store the fan in a cool, dry place. It is recommended to cover the fan to protect it from dust.
- **Cord Care:** Regularly inspect the power cord for any signs of damage. Do not use the fan if the cord is frayed or damaged. Wrap the cord neatly around the integrated hooks on the fan stand for storage to prevent damage.



Cool Your Work Place

Cool industrial and commercial spaces with the 18-inch high-velocity fan purpose-designed to meet durability and safety requirements.

Image: The fan with its power cord neatly wrapped around the integrated hooks on the stand, demonstrating proper storage.

TROUBLESHOOTING

| Problem | Possible Cause | Solution |
|---------|----------------|----------|
|---------|----------------|----------|

| Problem | Possible Cause | Solution |
|-------------------------|----------------------------------|---|
| Fan does not operate. | No power to the fan. | Ensure the fan is plugged into a live electrical outlet. Check the circuit breaker or fuse. |
| Reduced airflow. | Dust or debris on blades/grille. | Unplug the fan and clean the blades and grille as described in the Maintenance section. |
| Fan is unusually noisy. | Loose components or obstruction. | Unplug the fan. Check for any loose parts or foreign objects obstructing the blades. Ensure the fan is on a stable surface. |

If the problem persists after attempting these solutions, contact customer support.

SPECIFICATIONS

- **Model Name:** HVF18-SP
- **Brand:** Amazon Basics
- **Color:** Black
- **Electric Fan Design:** Floor Fan
- **Power Source:** Corded Electric
- **Style:** Industrial/Commercial, Heavy-Duty
- **Product Dimensions:** 8.3"D x 21.9"W x 21.5"H
- **Item Weight:** 8.8 Pounds
- **Special Feature:** High velocity, heavy duty with metal construction and Aluminum blades
- **Wattage:** 100 watts
- **Number of Blades:** 3
- **Air Flow Capacity:** 2910 Cubic Feet Per Minute (CFM)
- **Voltage:** 120V
- **Switch Type:** Rotary knob switch
- **Number of Power Levels:** 3
- **Indoor/Outdoor Usage:** Indoor
- **Safety Certification:** ETL Listed

WARRANTY AND CUSTOMER SUPPORT


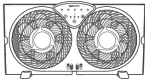




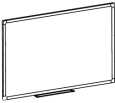
For warranty information or customer support, please refer to the documentation included with your purchase or visit the official Amazon Basics website. Keep your proof of purchase for any warranty claims.



Protection Plans: Extended protection plans are available for this product. For details, please refer to the product page or contact Amazon customer service.

- 3-Year Protection Plan

- 4-Year Protection Plan
- Complete Protect: One plan covers all eligible past and future purchases

Related Documents - HVF18-SP

| | |
|---|---|
| <div></div> <div></div> <div><p>Digital Window Fan with Twin 9-Inch Reversible Airflow Blades and Remote Control</p><p>Ventilador de Ventanas Numérico a Corriente Alterna de 8 Pulgadas (20,3 cm) a 9 Pulgadas (22,9 cm) con Hojas Reversibles y Control Remoto</p><p>Numérique Digital pour Fenêtres avec des Ailettes Reversibles de 9 Pouces (22,9 cm) et un Contrôleur à Distance</p><p>B071J2WY8B</p></div> | <p>Amazon Basics Digital Window Fan with Twin 9-Inch Reversible Airflow Blades and Remote Control - User Manual</p> <p>This manual provides instructions for the Amazon Basics Digital Window Fan with Twin 9-Inch Reversible Airflow Blades and Remote Control. It covers safety instructions, product description, installation, operation, maintenance, and specifications.</p> |
| <div></div> <div></div> <div><p>Foldable Metal Platform Bedframe</p><p>Cama de la Plataforma Metalica Plegable</p><p>Metallrahmen, faltbar</p></div> | <p>Amazon Basics Foldable Metal Platform Bedframe User Manual and Assembly Guide</p> <p>Comprehensive guide for the Amazon Basics Foldable Metal Platform Bedframe, including safety instructions, assembly steps, cleaning, maintenance, and specifications. Model numbers B0B7N5474B and BOB7N282KJ.</p> |
| <div></div> <div></div> <div><p>Portable Air Conditioner Dehumidifier</p><p>Condicionador de Aire Portatil Desumidificador</p><p>CE</p></div> | <p>Amazon Basics Portable Air Conditioner Dehumidifier Manual - Safety, Operation, Installation</p> <p>User manual for Amazon Basics portable air conditioner and dehumidifier (models B07ZHQDF7B, B07ZHQFNX8, B07ZHQTBGs, B07ZHQV1GT). Includes safety guidelines, product features, operating instructions, and installation steps for various window types. Available in multiple languages.</p> |
| <div></div> <div></div> <div><p>Whiteboard Dry wipe with Pen Tray and Aluminum Frame</p><p>Tablero Seco Borrable con Bandeja para Bolígrafos y Marco de Aluminio</p><p>Whiteboard mit Kasten für Stifte und Aluminiumrahmen</p><p>Tablero Branco com Bandeja para Canetas e Estrutura de Alumínio</p></div> | <p>Amazon Basics Whiteboard Dry wipe with Pen Tray and Aluminum Frame - User Manual</p> <p>User manual and assembly instructions for the Amazon Basics Whiteboard Dry wipe with Pen Tray and Aluminum Frame. Includes specifications, parts list, and mounting guide.</p> |

| | |
|---|--|
|  | <p>Amazon Basics TV Wall Mount Assembly Instructions</p> <p>Step-by-step assembly guide for the Amazon Basics TV Wall Mount, including safety precautions, mounting hole information, and optimal viewing height recommendations.</p> |
|  | <p>Amazon Basics ABIM03 Wired Mouse User Manual Features, Installation, Warranty, E-Waste Disposal</p> <p>Official user manual for the Amazon Basics ABIM03 Wired Mouse. Find detailed information on product features, step-by-step installation, warranty terms, service information, and responsible e-waste disposal guidelines.</p> |