

Manuals+

[Q & A](#) | [Deep Search](#) | [Upload](#)

[manuals.plus](#) /

- › [Soundcore](#) /
- › [Soundcore Anker Motion+ Bluetooth Speaker User Manual](#)

Soundcore Motion+

Soundcore Anker Motion+ Bluetooth Speaker User Manual

Model: Motion+ (AK-A3116011-cr)



INTRODUCTION

The Soundcore Motion+ is a portable Bluetooth speaker designed to deliver high-fidelity audio. It features Hi-Res Audio with Qualcomm aptX for lossless music streaming, 30W of powerful sound with enhanced bass, and an IPX7 waterproof rating for versatile use. This manual provides essential information for setting up, operating, and maintaining your Motion+ speaker.



Image: Front view of the Soundcore Motion+ Bluetooth Speaker, showcasing its black mesh grille and sleek design.

WHAT'S IN THE BOX

Verify that all items are present in the packaging:

- Soundcore Anker Motion+ Bluetooth Speaker
- Mobile Application (downloadable)
- Batteries (pre-installed)



Image: Front of the Soundcore Motion+ speaker packaging, highlighting features like Hi-Res Audio, 30W sound, 12-hour playtime, IPX7 waterproof rating, Qualcomm aptX, and Bluetooth connectivity.



Image: Back of the Soundcore Motion+ speaker packaging, detailing features such as Room-Filling Sound, BassUp Technology, Extended Treble and Bass, Active Crossover, 12-Hour Playtime, Fully Waterproof, Customizable EQ, Soundcore App, Wireless Stereo Pairing, and USB-C Connectivity. It also shows the included items: Soundcore Motion+, USB-C Cable, and Aux Cable.

SETUP

1. Charging the Speaker

Before first use, fully charge your Motion+ speaker. Connect the included USB-C cable to the charging port on the speaker and a compatible USB power adapter (not included).

- The charging indicator light will show charging status.
- A full charge typically takes approximately 4 hours.




Image: Close-up view of the Soundcore Motion+ speaker's side, showing the power button and the USB-C charging port.

2. Bluetooth Pairing

1. Power on the Motion+ speaker by pressing and holding the power button.
2. The Bluetooth indicator light will flash blue, indicating it is in pairing mode.
3. On your device (smartphone, tablet, laptop), enable Bluetooth and search for "Soundcore Motion+" in the list of available devices.
4. Select "Soundcore Motion+" to connect. Once connected, the Bluetooth indicator will turn solid blue.

3. Soundcore App Installation

For enhanced control and customization, download the Soundcore app from your device's app store. The app allows you to adjust the equalizer, update firmware, and access additional features.



Image: Multiple screenshots of the Soundcore mobile application interface, demonstrating the wave equalizer and custom sound adjustment options for the Motion+ speaker.

Controls

The Motion+ speaker features intuitive controls located on the top panel:

- **Power Button:** Press and hold to turn on/off.
- **Volume Up/Down:** Adjust playback volume.
- **Play/Pause Button:** Play or pause audio.
- **BassUp Button:** Activate or deactivate BassUp technology for enhanced low frequencies.
- **Bluetooth Button:** Press to enter Bluetooth pairing mode.

Audio Playback

Once connected via Bluetooth, audio from your device will play through the Motion+ speaker. You can also connect devices using a 3.5mm AUX cable for wired audio input.



Image: Close-up view of the Soundcore Motion+ speaker's side, highlighting the 3.5mm AUX input port.

Customizable EQ

Utilize the Soundcore app to tailor the speaker's sound profile. The app provides a customizable equalizer to adjust bass, midrange, and treble to suit different music genres and personal preferences.

CUSTOMIZABLE SOUND

Tailor the EQ to different genres and your personal listening preferences.



Image: The Soundcore Motion+ speaker on a table with a smartphone displaying the Soundcore app's equalizer interface, illustrating customizable sound settings.

Wireless Stereo Pairing

The Motion+ supports wireless stereo pairing, allowing you to connect two Motion+ speakers for a more immersive stereo sound experience. Refer to the Soundcore app or the full user manual for detailed instructions on how to enable this feature.

MAINTENANCE

To ensure the longevity and optimal performance of your Soundcore Motion+ speaker, follow these maintenance guidelines:

- **Cleaning:** Wipe the speaker with a soft, damp cloth. Avoid using abrasive cleaners or solvents.
- **Water Resistance:** The speaker is IPX7 waterproof, meaning it can withstand immersion in water up to 1 meter for 30 minutes. Ensure the charging port cover is securely closed before exposing it to water. After

exposure to water, dry the speaker thoroughly before charging.

- **Storage:** Store the speaker in a cool, dry place away from extreme temperatures and direct sunlight.
- **Battery Care:** To preserve battery life, charge the speaker regularly, even if not in frequent use. Avoid fully discharging the battery for extended periods.



Image: The Soundcore Motion+ speaker partially submerged in water, demonstrating its IPX7 waterproof capability.

TROUBLESHOOTING

If you encounter issues with your Motion+ speaker, refer to the following common solutions:

Problem	Solution
Speaker does not power on	Ensure the battery is charged. Connect to a power source and try again.
Cannot pair via Bluetooth	Make sure the speaker is in pairing mode (flashing blue light). Disable and re-enable Bluetooth on your device. Move the speaker closer to your device.
No sound or low volume	Check volume levels on both the speaker and your connected device. Ensure the speaker is not muted.
Sound distortion	Reduce the volume on both the speaker and your device. Ensure the speaker is within Bluetooth range. Try adjusting the EQ settings in the Soundcore app.
Speaker not responding	Perform a reset by pressing and holding the power button for 8 seconds.

SPECIFICATIONS

Feature	Detail
Model Name	Motion+

Feature	Detail
Item Model Number	AK-A3116011-cr
Brand	Soundcore
Connectivity Technology	Bluetooth, USB
Wireless Communication Technology	Bluetooth
Speaker Type	Tweeter, Woofer, Passive Radiator
Speaker Maximum Output Power	30 Watts
Frequency Response	50 Hz - 40 kHz
Audio Output Mode	Stereo
Power Source	Battery Powered
Battery Type	2 Lithium Polymer batteries (included)
Playtime	Up to 12 hours
Water Resistance Level	IPX7 Waterproof
Control Method	App
Product Dimensions	3.11"D x 10.12"W x 3.19"H
Item Weight	2.86 pounds
Material	Plastic
UPC	683193308858



Image: The Soundcore Motion+ speaker with its dimensions labeled: 10.12 inches (width), 3.19 inches (height), and 3.11 inches (depth).

WARRANTY INFORMATION

The Soundcore Motion+ Bluetooth Speaker comes with a limited warranty. For specific terms and conditions, please refer to the warranty card included with your product or visit the official Soundcore website.

CUSTOMER SUPPORT

For further assistance, technical support, or product inquiries, please contact Soundcore customer service. You can find contact information and frequently asked questions on the official Soundcore website:



www.soundcore.com

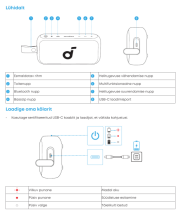



IMPORTANT SAFETY INFORMATION

- Do not expose the speaker to extreme temperatures or direct sunlight for prolonged periods.
- Do not attempt to disassemble or modify the speaker.
- Use only original or certified cables for charging.
- Keep the speaker away from medical devices.
- Dispose of batteries according to local regulations.

© 2025 Soundcore. All rights reserved.

Related Documents - Motion+

	<p>Soundcore Mini 3 User Manual</p> <p>User manual for the Soundcore Mini 3 Bluetooth speaker, detailing features like Bluetooth pairing, PartyCast mode, button controls, app integration, and technical specifications.</p>
	<p>Soundcore Motion X600 User Manual</p> <p>User manual for the Soundcore Motion X600 portable Bluetooth speaker, detailing features like Bluetooth pairing, TWS mode, Spatial Sound, AUX input, and app integration.</p>

	<p>Soundcore Motion 300 Bluetooth-kõlari kasutusjuhend</p> <p>Kõikehõlmav kasutusjuhend Soundcore Motion 300 Bluetooth-kõlari kohta, mis hõlmab seadistamist, funktsioone, nuppude toiminguid, TWS-režiimi, LDAC-i, rakenduse integreerimist ja tehnilisi spetsifikatsioone.</p>
	<p>Soundcore 3 Bluetooth</p> <p>Soundcore 3 Bluetooth Bluetooth PartyCast Soundcore A3117</p>
	<p>Soundcore Motion X600 User Manual</p> <p>User manual for the Soundcore Motion X600 portable wireless speaker, detailing features like spatial sound, TWS pairing, Bluetooth connectivity, app control, and specifications.</p>
	<p>Soundcore Motion 300 User Guide</p> <p>Comprehensive user guide for the Soundcore Motion 300 Bluetooth speaker, covering setup, features like LDAC and TWS, button controls, app integration, and specifications. Learn how to charge, power on/off, pair, and use advanced features.</p>