

DOGNESS D03WH

DOGNESS Pet Water Fountain User Manual

MODEL: D03WH

Brand: DOGNESS

1. PRODUCT OVERVIEW

The DOGNESS Pet Water Fountain is designed to provide a continuous supply of fresh, filtered water for your pets. Its fountain-style water outlet encourages increased water intake, promoting better hydration and health for dogs, cats, and birds. Constructed from environmentally friendly and BPA-free ABS material, this fountain ensures durability and safety for your beloved companions.

Key features include a transparent water level window with an LED indicator, which changes from blue to red when water levels are low, and an automatic pump shut-off to prevent dry burning. The unique U-shaped design of the fountain outlet helps prevent pets from wetting their chin, reducing the risk of 'black chin' issues.



Image: The DOGNESS Pet Water Fountain in white, showing its sleek design, water level indicator, and a filter in the background.

2. PRODUCT FEATURES

- **Fountain-Style Water Outlet:** Designed with dynamic flowing water to attract pets and encourage them to drink more. The U-shaped design helps prevent chin wetting.

Upgraded Filtration System

Keep the water clean and fresh

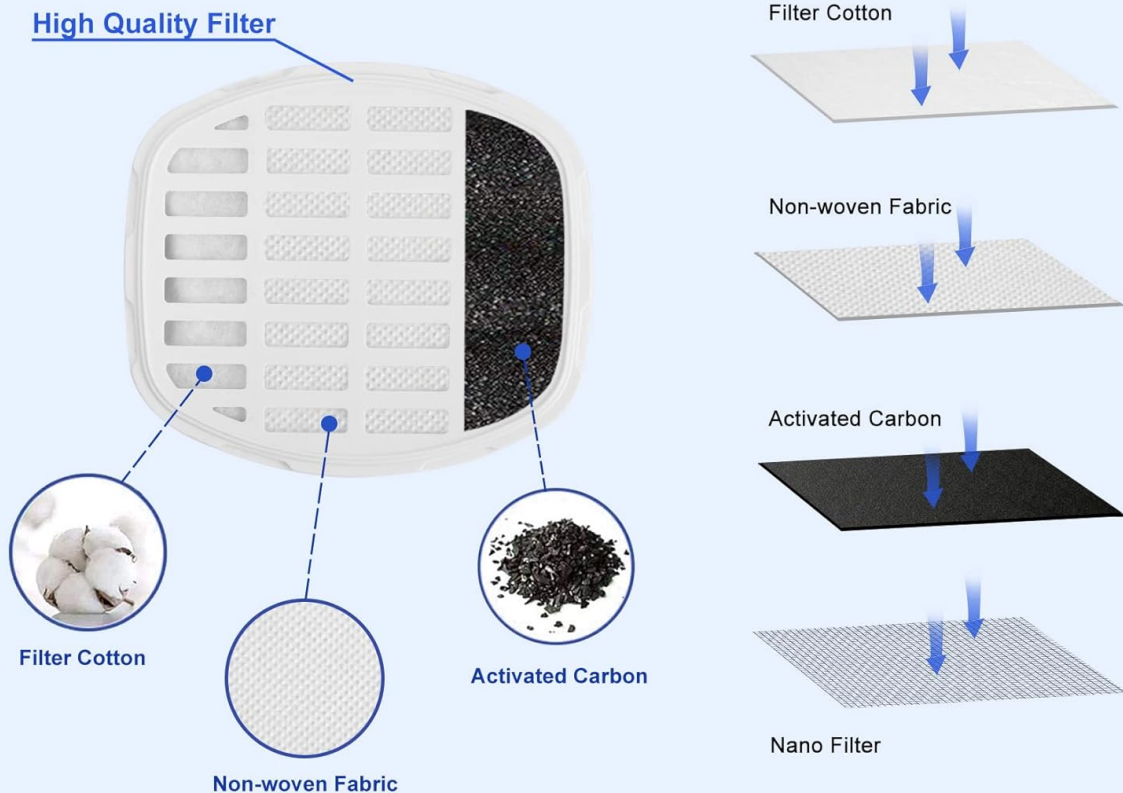


Image: A close-up of the fountain's water stream, highlighting the continuous flow.

- **Visible Water Level & LED Indicator:** A transparent window with an LED light allows for easy monitoring of the water level day and night. The light turns red when water is low, and the pump automatically shuts off to prevent damage.

Avoid Secondary Pollution

Not wet the cat's chin with brand new 13° inclined design



Upgraded Water Flow Settings

Our water column style is more attractive to cats than other's flower waterfall style



Image: A visual comparison showing the fountain with a blue light for normal water level and a red light indicating low water.

- **Upgraded Filtration System:** Features a multi-layer filtration system to keep drinking water clean and fresh. Remember to soak the filter completely before use.

Water Level Window & LED Indicator

Remind you to add water



Image: A diagram illustrating the multi-layer filtration system, including filter cotton, non-woven fabric, activated carbon, and nano filter.

- **Durable & Safe Material:** Made from ABS environmentally friendly and BPA-free material, ensuring long-lasting strength and a safe drinking experience for your pets.

3. SETUP GUIDE

Setting up your DOGNESS Pet Water Fountain is quick and easy. Follow these steps to ensure proper functionality:

1. **Unpack Components:** Carefully remove all components from the packaging. You should have the main water tank, top water bowl, activated carbon filter box, nano filter box, silent water pump, AC adapter, and USB cable.



Image: All individual components of the pet water fountain, including the main unit, filter, pump, adapter, and user manual.

2. **Install Water Pump:** Place the silent water pump at the bottom of the main water tank. Ensure it is securely positioned.
3. **Connect Filters:** Assemble the activated carbon filter box and nano filter box. Place them securely above the pump.
4. **Place Top Water Bowl:** Position the top water bowl onto the main tank, ensuring it aligns correctly with the pump's water outlet.

Structure of DOGNESS Water Fountain



Image: An exploded view diagram showing the internal structure and assembly order of the water fountain components.

5. **Add Water:** Fill the water tank with clean water up to the 'Max' line indicated on the transparent window.
6. **Connect Power:** Plug the USB cable into the fountain and connect the AC adapter to a power outlet. The LED light will illuminate, indicating operation.

4. OPERATING INSTRUCTIONS

Once set up, the DOGNESS Pet Water Fountain operates continuously to provide fresh water.

- **Water Flow:** The fountain will immediately begin circulating water through its filtration system and out the fountain-style outlet.
- **Monitoring Water Level:** Regularly check the transparent water level window. The blue LED light indicates sufficient water.
- **Low Water Indicator:** When the water level drops to a critical point, the LED light will turn red, and the pump will automatically shut off to prevent damage from running dry. Refill the fountain promptly when the red light appears.

5. MAINTENANCE

Regular maintenance is crucial to ensure the longevity and hygienic operation of your pet water fountain.

- **Filter Replacement:** To maintain clean and healthy drinking water, it is recommended to replace the fountain filter every month. Ensure the new filter is completely soaked before use to prevent water from overflowing.
- **Pump Cleaning:** Clean the pump's filter regularly. Disassemble the pump cover, remove the impeller, and clean all parts with water and a brush.

Video: Official guide on how to clean the fountain pump, demonstrating disassembly and cleaning steps.

- **General Cleaning:** Disassemble the fountain components and wash them thoroughly with water and mild soap. Rinse all parts completely before reassembly. The split structure makes disassembly and cleaning easy.

Video: Official product video showcasing the DOGNESS Mini Fountain in use and highlighting its features, including ease of cleaning.

6. TROUBLESHOOTING

- **Water Not Flowing:**
 - Check if the power adapter is properly connected and the outlet is working.
 - Ensure the water level is above the 'Min' line. If the red light is on, refill the tank.
 - Clean the pump and its internal filter. Debris or mineral buildup can obstruct water flow.
 - Verify that the filter is not clogged. Replace if necessary.
- **Fountain is Noisy:**
 - Ensure the water level is sufficient. Low water levels can cause the pump to make noise.
 - Clean the pump. Noise can be caused by debris in the impeller.
 - Ensure all components are assembled correctly and securely.
- **Water Overflowing:**
 - Ensure the filter was completely soaked before initial use or replacement. A dry filter can cause water to overflow.
 - Do not overfill the water tank beyond the 'Max' line.

7. SPECIFICATIONS

Attribute	Value
Brand	DOGNESS
Model Number	D03WH
Capacity	1 Liters
Material	ABS (1L)
Color	White
Item Weight	1.2 Pounds

Item Dimensions (LxWxH)	15 x 15 x 15 inches
Manufacturer Recommended Age	1 month and up
First Available Date	September 4, 2019

8. WARRANTY AND SUPPORT





Your DOGNESS Pet Water Fountain comes with a limited warranty. Please refer to the warranty card included in your product packaging for specific terms and conditions.

For further assistance, troubleshooting, or to purchase replacement parts, please visit the official DOGNESS store or contact customer support:

- DOGNESS Official Store: [Visit Store](#)

© 2024 DOGNESS. All rights reserved.

Related Documents - D03WH

	<p>Dogness App Feeder F03 Instruction Manual</p> <p>Comprehensive instruction manual for the Dogness App Feeder F03, covering setup, app connection, troubleshooting, and safety precautions for automated pet feeding.</p>
	<p>Dogness Smart Cam Feeder User Manual</p> <p>Comprehensive user guide for the Dogness Smart Cam Feeder, detailing setup, features, operation, and maintenance for pet owners. Includes information on HD camera, night vision, app control, and scheduled feeding.</p>
	<p>Dogness Smart Cam Feeder F01 User Manual</p> <p>User manual for the Dogness Smart Cam Feeder F01, detailing specifications, installation, and usage instructions for this smart pet feeder.</p>
	<p>Dogness App Feeder F03 FCC Compliance Information</p> <p>FCC compliance details for the Dogness App Feeder Model F03, manufactured by Dongguan Jiasheng Enterprise Co., Ltd. Includes FCC ID and operating conditions.</p>