

Northair BD-100B-E-white

Northair Chest Freezer - 3.5 Cu Ft Instruction Manual

MODEL: BD-100B-E-WHITE

1. Product Overview

The Northair 3.5 Cu Ft Chest Freezer is designed for optimal food storage with energy efficiency and user convenience in mind. Its compact size makes it suitable for various home environments, while its robust features ensure reliable performance.



Figure 1: Northair 3.5 Cu Ft Chest Freezer with two removable baskets.

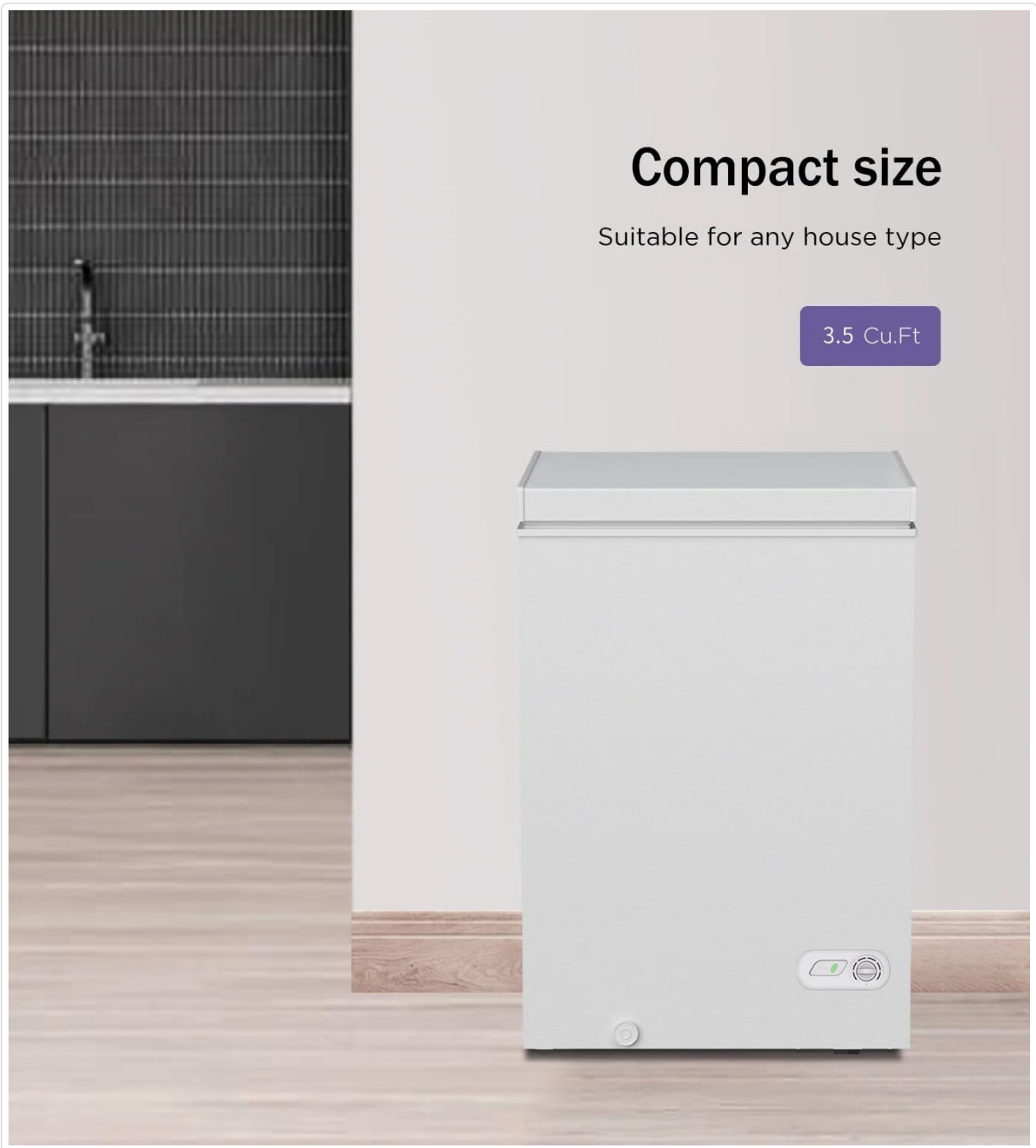
- **Perfectly Quiet:** Features a whisper-quiet compressor for minimal noise disruption.

- **Optimal Storage:** 3.5 Cubic Feet capacity (21.2"L x 21.8"W x 30.9"H) with two included removable baskets.
- **Easy Temperature Adjustment:** External thermostat with 7 settings, ranging from -4°F to 6.8°F.
- **Energy Saving:** Low energy consumption of 0.45 kWh/24h.
- **Premium User Experience:** Steady lid holds open between 45° and 90° angles for hands-free access.

2. Setup and Installation

Follow these steps for proper setup and initial use of your Northair Chest Freezer:

1. **Unpacking:** Carefully remove all packaging materials. Inspect the freezer for any shipping damage.
2. **Placement:** Place the freezer on a firm, level surface away from direct sunlight or heat sources. Ensure adequate ventilation around the unit. Allow at least 4 inches of space from walls.
3. **Initial Standby:** After transportation, allow the freezer to stand upright for at least 2-4 hours before plugging it in. This allows the refrigerant fluids to settle.
4. **Power Connection:** Plug the freezer into a dedicated 115V/60Hz grounded electrical outlet.
5. **First Use:** For the first 24 hours, set the temperature control to a medium setting (e.g., '4') to allow the freezer to reach its optimal operating temperature before loading with food.



Compact size

Suitable for any house type

3.5 Cu.Ft

Figure 2: The compact size of the Northair Chest Freezer makes it suitable for various spaces.

Dimensions & Accessory

Unit: Inch



Power: 115v/60hz

Energy consumption(Kwh/24h): 0.45

Temperature range from: 6.8°F to -4°F

Product Dimension: 21.18"(L) x 21.77"(W) x 32.91"(H)



1 x Plug



1 x Scoop



2 x Baskets

Figure 3: Dimensions (21.18"L x 21.77"W x 30.94"H) and included accessories (2 removable baskets, 1 plug, 1 scoop).

3. Operation Guide

Understanding the controls and features will help you maximize the efficiency of your freezer.

Temperature Control

The freezer features an external adjustable thermostat. Turn the dial to select your desired temperature setting. Settings range from '1' (Off) to '7' (Coldest). The recommended operating temperature range is -4°F to 6.8°F.

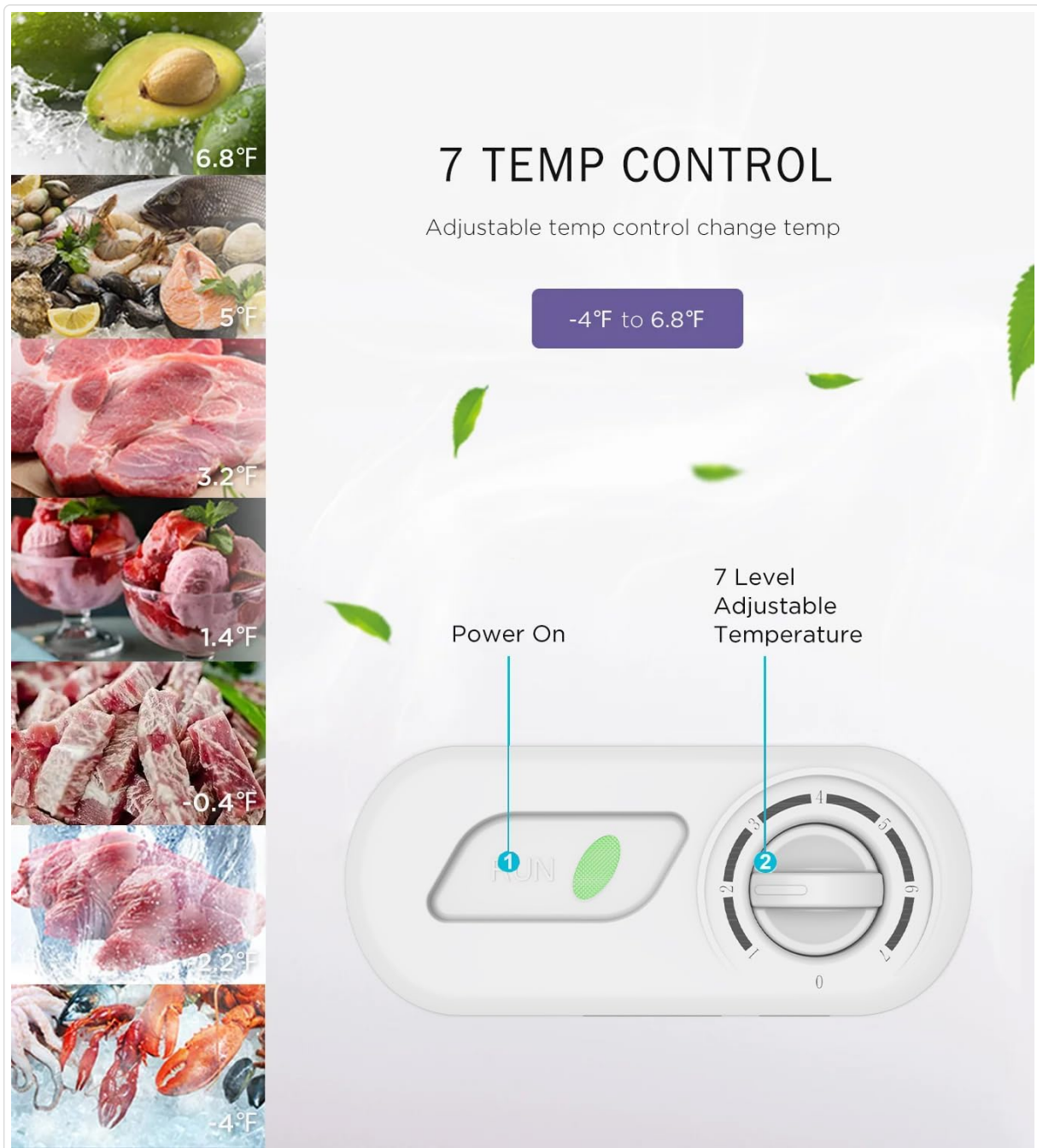


Figure 4: The external temperature control dial allows for easy adjustment across 7 settings. The red light indicates power, and the green light indicates the compressor is running.

Lid Mechanism

The freezer lid is designed with steady auto-hold hinges, allowing it to remain open between 45° and 90° angles. This provides convenient, hands-free access when loading or unloading items.

Easy To Open

Remain open from 45 to 90 degree to provide hands-free use for your ultimate convenience

Solid Metal Hinge



Figure 5: The lid's auto-hold hinges provide convenient hands-free access.

Product Demonstration Video

Video 1: Official product video demonstrating the Northair Chest Freezer BD-100, highlighting its features and operation.

4. Care and Maintenance

Regular maintenance ensures the longevity and efficient operation of your freezer.

Defrosting

This is a manual defrost freezer. Frost buildup can reduce cooling efficiency. Defrost the freezer when frost accumulation reaches about 1/4 inch (0.6 cm) thick. To defrost:

1. Unplug the freezer from the power outlet.
2. Remove all food items and store them in another freezer or cooler.
3. Open the drain plug located at the bottom front of the freezer to allow water to escape. Place a shallow pan or towel underneath to collect the water.
4. Leave the lid open to allow the frost to melt naturally. You can speed up the process by placing bowls of hot water inside (do not use sharp objects to remove ice).

5. Once defrosted, clean and dry the interior thoroughly before plugging it back in and returning food.

Cleaning

Clean the interior and exterior of the freezer regularly with a mild detergent and warm water. Avoid abrasive cleaners or solvents. Ensure the door gasket is clean and free of debris to maintain a tight seal and prevent air leakage.

5. Troubleshooting Common Issues

If you experience problems with your freezer, consult the table below for possible solutions before contacting customer support.

Problem	Possible Cause	Solution
Freezer does not operate	No power to the unit; Temperature control set to 'Off' or too high.	Check power cord connection and circuit breaker. Adjust temperature control to a colder setting.
Temperature is not cold enough	Temperature control set too warm; Excessive door openings; Large amount of warm food added.	Adjust temperature control to a colder setting. Minimize door openings. Allow time for new food to freeze.
Excessive frost buildup	Lid not closing properly; High humidity; Frequent lid openings.	Check lid gasket for proper seal. Defrost the unit as described in the maintenance section.
Noisy operation	Freezer is not level; Objects vibrating against the unit.	Ensure the freezer is on a level surface. Move any objects away from the freezer. Normal operating sounds include compressor hum and refrigerant flow.

6. Technical Specifications

Feature	Specification
Brand	Northair
Model Number	BD-100B-E-white
Capacity	3.5 Cubic Feet
Product Dimensions (L x W x H)	21.18 x 21.77 x 30.94 inches
Item Weight	50.7 pounds
Energy Use	0.45 Kilowatt Hours/24h
Noise Level	38 dB
Voltage	115 Volts





Feature	Specification
Wattage	60 watts
Defrost Type	Manual
Included Components	Removable Basket (x2)

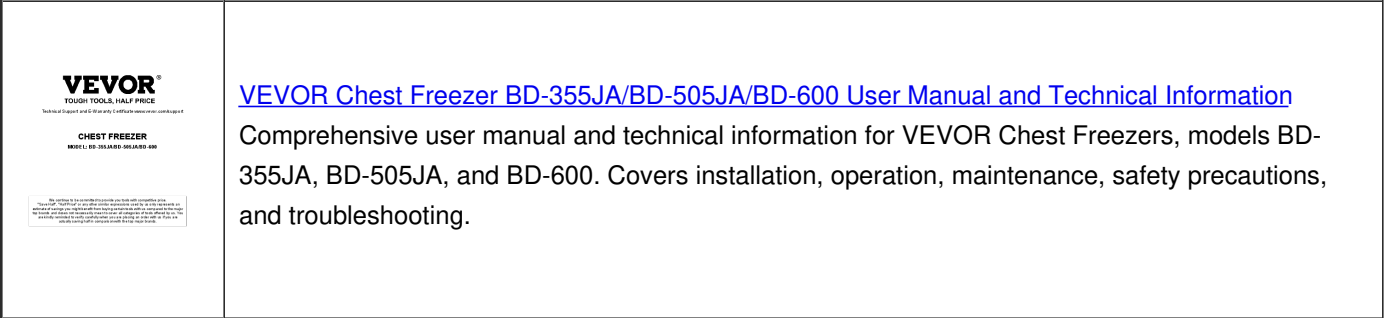
7. Warranty and Customer Support

Northair is committed to providing high-quality products and excellent customer service. For any questions, concerns, or warranty claims, please refer to the contact information provided with your purchase or visit the official Northair website.

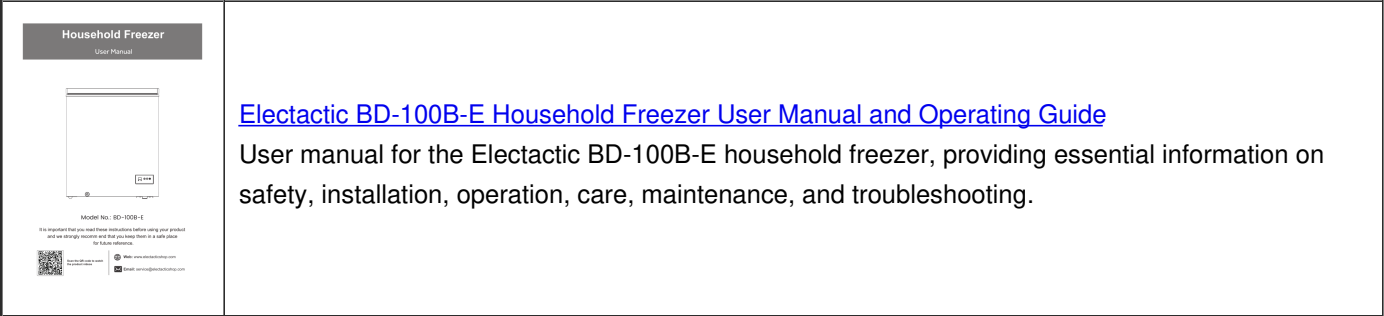
This product typically includes a 30-day easy return policy and dedicated customer support to assist you with any issues.

Related Documents - BD-100B-E-white

 <p>Model Number: NAI A26TES</p> <p>INSTRUCTION MANUAL</p>	<p>Northair Portable Automatic Ice Maker NAI A26TES Instruction Manual</p> <p>This instruction manual provides detailed information on the Northair Portable Automatic Ice Maker, Model NAI A26TES. It covers important safety instructions, setup, operation, cleaning, maintenance, troubleshooting, technical specifications, and diagrams for safe and effective use.</p>
 <p>USER MANUAL</p>	<p>Chest Freezer User Manual - BD-150B-E/BD-200B-E</p> <p>User manual for the Highland Chest Freezer models BD-150B-E and BD-200B-E, covering safety precautions, installation, operation, care, cleaning, and troubleshooting.</p>
 <p>KRIB BLING CHEST FREEZER</p>	<p>KRIB BLING Chest Freezer User Manual and Safety Guide</p> <p>Comprehensive user manual for KRIB BLING Chest Freezers, covering essential safety precautions, operation instructions, defrosting procedures, cleaning guidelines, and troubleshooting tips. Includes model numbers FLG-72Q-WHITE, FLG-80Q-WHITE, FLG-100Q-WOOD, and FLG-100Q-WHITE.</p>
 <p>Chest Freezer</p> <p>USER MANUAL</p>	<p>RCA Chest Freezer User Manual - Models RFRF452-C, RFRF510-B-WHITE, RFRF472-C, RFRF710-D-BLACK, RFRF710-E-WHITE</p> <p>Comprehensive user manual for RCA Chest Freezers, providing detailed information on safety guidelines, installation, operation, features, food storage, care, cleaning, troubleshooting, and product specifications for models RFRF452-C, RFRF510-B-WHITE, RFRF472-C, RFRF710-D-BLACK, and RFRF710-E-WHITE.</p>



Comprehensive user manual and technical information for VEVOR Chest Freezers, models BD-355JA, BD-505JA, and BD-600. Covers installation, operation, maintenance, safety precautions, and troubleshooting.



User manual for the Electactic BD-100B-E household freezer, providing essential information on safety, installation, operation, care, maintenance, and troubleshooting.