

## Mega Brands GMD35

# Mega Pokémon Building Toys Set Instruction Manual

Model: GMD35

## PRODUCT OVERVIEW

This Mega Pokémon Building Toys Set allows you to construct your own Pokémon world with 450 pieces, including buildable Pikachu and Eevee figures. The set features special pieces like lightning bolts and unique spinning parts, all within a Pokémon-themed color palette. It is designed to foster creativity and problem-solving skills for Wonder Builders aged 6 and up.

Key features of this building set include:

- A 450-piece Pokémon-themed building set with special pieces and unique shapes.
- Two buildable Pokémon figures: Pikachu and Eevee.
- Includes 3 initial building ideas, with many more available via the Mega Construx Beyonders app.
- Designed for ages 6 and up, promoting creativity and problem-solving.
- Bricks are compatible with all Mega Construx building sets and major brands.



Image: The Mega Pokémon Building Toys Set, showcasing the product box, the 450 pieces, and the assembled Pikachu and Eevee figures within a constructed environment.

## IMPORTANT SAFETY INFORMATION

**WARNING: CHOKING HAZARD - Small Parts. Not for children under 3 years.**

Please ensure all small parts are kept away from young children to prevent choking. Adult supervision is recommended during assembly and play, especially for younger users within the recommended age range.

## SETUP AND ASSEMBLY

Upon opening the box, you will find 450 building pieces and components for the Pikachu and Eevee figures. The set is designed for intuitive assembly, encouraging creative exploration.

1. **Unpack Components:** Carefully remove all building pieces and figures from the resealable storage box.
2. **Identify Figures:** Locate the pieces for the buildable Pikachu and Eevee figures. These are often separated or highlighted in the instructions.

3. **Review Building Ideas:** Consult the included building ideas booklet for initial construction guidance. These ideas serve as a starting point for your creations.
4. **Organize Pieces:** For easier building, you may wish to sort pieces by color or type, though this is optional.



Image: A detailed view of the various building components, including the individual pieces for Pikachu and Eevee, a Poké Ball structure, and other themed elements.

## OPERATING AND CREATIVE PLAY

This building set is designed for open-ended creative play. While initial building ideas are provided, the primary "operation" involves imaginative construction and storytelling.

- **Follow Building Ideas:** Begin by following the step-by-step instructions for the 3 included building ideas to familiarize yourself with the pieces and construction methods.
- **Build Figures:** Assemble the poseable Pikachu and Eevee figures. These figures can interact with your constructed environments.



- **Explore Creativity:** Use the 450 pieces, including special elements like lightning bolts and spinning parts, to design and build your own unique Pokémon worlds, landscapes, and structures.
- **Expand Your World:** The bricks are compatible with other Mega Construx sets and major building block brands, allowing for expanded creative possibilities.
- **Mega Construx Beyonders App:** For additional building ideas and inspiration, download and explore the Mega Construx Beyonders app.



Image: A child proudly displays a large, block-built Pokéball, demonstrating the scale and interactive nature of the set's creations.

# MORE BUILDING IDEAS



Image: Visual examples of alternative structures and environments that can be built using the set's pieces, encouraging further creative exploration.

## MAINTENANCE AND CARE

Proper care ensures the longevity and cleanliness of your building set.

- **Cleaning:** To clean the building blocks, wipe them with a damp cloth using mild soap and water. Rinse thoroughly and air dry. Do not use harsh chemicals or abrasive cleaners.
- **Storage:** The set comes with a resealable storage box. Always store all pieces in this box or a similar container when not in use to prevent loss and keep them dust-free.
- **Handling:** Handle pieces gently to avoid breakage, especially smaller or more intricate components.



Image: The open, resealable storage box, illustrating its capacity for holding all 450 building pieces and figures for convenient storage.

## TROUBLESHOOTING

---

If you encounter any issues with your building set, consider the following common solutions:

- **Missing Pieces:** Double-check the packaging and surrounding play area. If pieces are genuinely missing from a new set, contact customer support.
- **Difficulty Connecting Pieces:** Ensure pieces are aligned correctly. Some new pieces may require a firm push to connect initially. Avoid forcing pieces if they do not fit, as this may cause damage.
- **Figures Not Poseable:** Ensure the figure components are fully assembled and connected. The joints are designed to be articulated but may require gentle manipulation.
- **Lost Instructions:** Digital instructions and additional building ideas are often available on the Mega Construx website or the Beyonders app.

## SPECIFICATIONS



Attribute	Detail
Product Name	Mega Pokémon Building Toys Set, Building Box with 450 Pieces
Brand	Mega Brands (Manufacturer: Mattel)
Model Number	GMD35
ASIN	B07XB3J7DX
Number of Pieces	450
Included Figures	Pikachu, Eevee
Recommended Age	6 - 9 years
Product Dimensions	3.39 x 10.28 x 8.98 inches
Item Weight	1.6 pounds
Compatibility	Compatible with all Mega Construx building sets and major brands.

## WARRANTY AND SUPPORT


For information regarding product warranty, replacement parts, or further assistance, please contact Mattel Customer Service. You can typically find contact details on the product packaging or on the official Mattel or Mega Construx websites.

Online resources, including additional building instructions and FAQs, may also be available on the Mega Construx Beyonders app or their official website.



© 2024 Mega Brands. All rights reserved. Pokémon © 2024 The Pokémon Company International.

### Related Documents - GMD35

	<p><a href="#">MEGA Masters of the Universe Havoc Staff HFC45 Building Set Instructions</a></p> <p>Step-by-step building instructions for the MEGA Masters of the Universe Havoc Staff HFC45 construction set. Learn how to assemble this collectible toy from Mattel.</p>
---	--



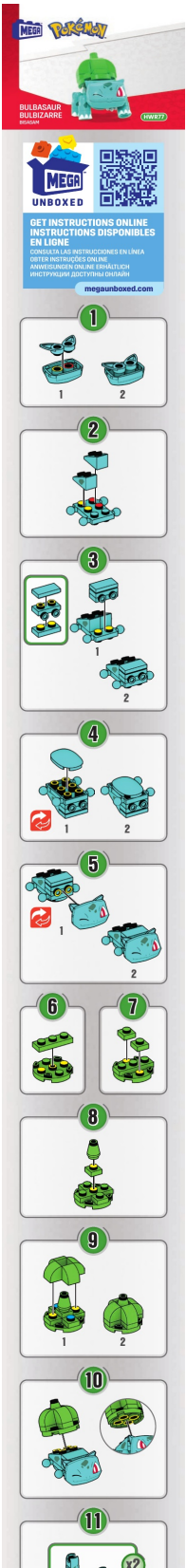
### [MEGA Hot Wheels HW V8 Bomber Monster Truck Building Instructions](#)

Step-by-step building instructions for the MEGA Hot Wheels HW V8 Bomber Monster Truck construction set (HHD17). Includes assembly guidance, part identification, and safety information.



### [UNSC Hornet vs. Covenant Vampire Construction Set Assembly Instructions](#)

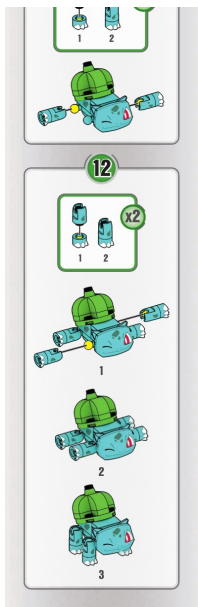
Detailed assembly instructions for the MEGA Brands Halo UNSC Hornet vs. Covenant Vampire construction set, including part lists and step-by-step visual guides.



### [MEGA Pokémon Building Set Assembly Instructions - HWR77 Series](#)

Official assembly instructions for MEGA Pokémon building sets, model series HWR77. Learn how to build your favorite Pokémon characters with easy-to-follow visual guides from MEGA Brands.





## Hot Wheels Twin Mill Building Set (HDJ90) Instructions

Step-by-step building instructions for the Hot Wheels Twin Mill construction set by MEGA Construx. Learn how to assemble the iconic Twin Mill vehicle with detailed textual descriptions of each part and assembly step.



[Mega Bloks Peek A Blocks Underwater Adventure \(GNW64\) Building Set Instructions](#)

Step-by-step assembly instructions and product features for the Mega Bloks Peek A Blocks Underwater Adventure building set (GNW64), designed to nurture toddler motor skills and imagination. Features include easy-grip, stackable blocks and interactive play elements like slides and characters.