

HOCO E15 Black

Hoco E15 Wireless Bluetooth Headset User Manual

MODEL: E15 BLACK

Thank you for choosing the Hoco E15 Wireless Bluetooth Headset. This manual provides essential information for the proper use and maintenance of your device.

1. Product Overview

The Hoco E15 is a versatile wireless Bluetooth headset designed for business and everyday use, offering clear audio and comfortable wear. It features a rotatable microphone and earhook for adaptable use on either ear.



Figure 1.1: Front view of the Hoco E15 Wireless Bluetooth Headset, showcasing its sleek black design and microphone arm.



Figure 1.2: Close-up view of the control buttons on the Hoco E15 headset, including volume and power controls.

2. Package Contents

- Hoco E15 Wireless Bluetooth Headset
- USB Charging Cable
- Ear Cushions
- User Manual

3. Setup

3.1 Charging the Headset

1. Connect the USB charging cable to the charging port on the headset.
2. Plug the other end of the cable into a USB power adapter (not included) or a computer's USB port.
3. The indicator light will show charging status (e.g., red for charging, blue for fully charged).
4. A full charge takes approximately 3 hours.

3.2 Pairing with a Bluetooth Device

1. Ensure the headset is fully charged.
2. With the headset powered off, press and hold the multi-function button (usually the power button) for approximately 5-7 seconds until the indicator light flashes red and blue alternately, indicating pairing mode.
3. On your mobile phone or Bluetooth device, enable Bluetooth and search for available devices.
4. Select "Hoco E15" from the list of found devices.

5. Once paired, the indicator light will typically turn solid blue or flash blue slowly, and you may hear a voice prompt indicating successful connection.

4. Operating Instructions

4.1 Power On/Off

- **Power On:** Press and hold the multi-function button for about 3 seconds until the blue indicator light flashes and you hear a voice prompt.
- **Power Off:** Press and hold the multi-function button for about 3-4 seconds until the red indicator light flashes and you hear a voice prompt.

4.2 Call Functions

- **Answer Call:** Short press the multi-function button.
- **End Call:** Short press the multi-function button during a call.
- **Reject Call:** Press and hold the multi-function button for about 2 seconds.
- **Redial Last Number:** Double-press the multi-function button.

4.3 Music Playback

- **Play/Pause:** Short press the multi-function button.
- **Next Track:** Long press the "+" (volume up) button.
- **Previous Track:** Long press the "-" (volume down) button.

4.4 Volume Control

- **Volume Up:** Short press the "+" button.
- **Volume Down:** Short press the "-" button.

4.5 Voice Prompt Switch

When powered on, press and hold the music play/pause button (multi-function button) for 2 seconds. You will hear a beep, indicating the voice prompt language has switched.

5. Wearing the Headset

The Hoco E15 headset is designed for comfort and adaptability. The microphone rod can rotate 270 degrees, and the earhook can rotate 180 degrees, allowing the headset to be worn comfortably on either the left or right ear. Adjust the earhook and microphone for optimal fit and voice pickup.




Figure 5.1: The Hoco E15 headset positioned next to a smartphone, demonstrating its compact size and intended use.

6. Maintenance

- Keep the headset dry. Do not expose it to moisture or extreme temperatures.
- Clean the headset with a soft, dry cloth. Avoid using harsh chemicals or abrasive materials.
- Store the headset in a cool, dry place when not in use.
- Avoid dropping or subjecting the headset to strong impacts.
- Charge the headset regularly, even if not in frequent use, to maintain battery health.

7. Troubleshooting

Problem	Possible Cause	Solution
Cannot power on	Low battery	Charge the headset fully.
Cannot pair with device	Headset not in pairing mode; Bluetooth off on device; Device too far	Ensure headset is in pairing mode (flashing red/blue); Turn on Bluetooth on your device; Move headset closer to device (within 10 meters).
No sound	Volume too low; Headset not connected; Incorrect audio output selected	Increase volume on headset and device; Re-pair the headset; Select Hoco E15 as the audio output on your device.
Poor call quality	Weak signal; Obstructions; Microphone position	Move closer to your device; Avoid physical obstructions; Adjust microphone closer to your mouth.

8. Specifications

Feature	Detail
Model Name	E15
Connectivity Technology	Wireless (Bluetooth V4.1)
Wireless Chip	JL AC6973
Battery Capacity	90mAh
Charging Time	Approximately 3 hours
Talk and Music Time	Up to 4 hours
Standby Time	Up to 80 hours
Microphone	Included, with 270° rotation
Earhook	180° rotation, applicable to both ears
Compatible Devices	Cellphones, Tablets, Telephones
Control Type	Voice Control

Feature	Detail
Material	Acrylonitrile Butadiene Styrene (ABS)
Item Weight	23 Grams
Color	Black

9. Warranty and Support






This product is covered by the standard manufacturer's warranty. For specific warranty terms and conditions, please refer to the warranty card included in your package or contact your retailer.

Extended warranty options may be available from third-party providers:

- 1-Year Extended Warranty by Salama Care
- 2-Year Extended Warranty by Salama Care

For technical support or customer service inquiries, please contact your point of purchase or visit the official HOCO website for contact information.

Related Documents - E15 Black

	<p>Hoco ES45 TWS Wireless Headset Instruction Manual</p> <p>Instruction manual for the Hoco ES45 TWS wireless headset, detailing features, usage, controls, and warnings.</p>
	<p>HOCO E36 Wireless Bluetooth Headset: User Manual and Features</p> <p>Comprehensive guide for the HOCO E36 wireless Bluetooth headset, covering product features, specifications, warnings, and step-by-step usage instructions. Includes Bluetooth V4.2, hands-free operation, and battery details.</p>
	<p>Hoco EW24 Wireless Headset User Manual and Specifications</p> <p>Comprehensive guide for the Hoco EW24 Wireless Headset, covering features, operation, controls, and product specifications. Includes safety warnings and warranty information.</p>
	<p>HOCO ES62 Сымсыз Құлаққап Пайдалану Нұсқаулығы</p> <p>НОВО ES62 сымсыз құлаққаптарына арналған техникалық сипаттамалар, пайдалану, сақтау және кәдеге жарату ережелері.</p>
	<p>Hoco EW24 Wireless Earphones User Manual</p> <p>User manual for Hoco EW24 Wireless Earphones, providing setup, usage, and troubleshooting information.</p>



[Hoco BS31 Portable Bluetooth Speaker User Manual and Specifications](#)

User manual and technical specifications for the Hoco BS31 portable Bluetooth speaker, including FCC compliance information, device features, and performance details.