

CaDA 927DE56041 / C56041W

CaDA Space Shuttle Discovery Construction Set Instruction Manual

Model: 927DE56041 / C56041W

INTRODUCTION

Welcome to the instruction manual for your CaDA Space Shuttle Discovery Construction Set. This set allows you to build a detailed diorama model of the iconic Space Shuttle Discovery, licensed by NASA. Please read this manual carefully before beginning assembly to ensure a smooth and enjoyable building experience.

SAFETY INFORMATION

- **Age Recommendation:** This construction set is recommended for ages 8 and above.
- **Small Parts Warning:** This product contains small parts which may pose a choking hazard for children under 3 years old. Keep all components out of reach of young children.
- **Material Safety:** The components are made from non-toxic plastic.
- **Adult Supervision:** Adult supervision is recommended during assembly, especially for younger builders.

PACKAGE CONTENTS

Upon opening the package, please verify that all components are present. Your CaDA Space Shuttle Discovery Construction Set includes:

- 250 building pieces
- One comprehensive assembly guide



Figure 1: Retail packaging for the CaDA Space Shuttle Discovery Construction Set. The box displays the assembled model and indicates the piece count and age recommendation.

SETUP AND ASSEMBLY

Follow the step-by-step instructions provided in the included assembly guide to construct your Space Shuttle Discovery diorama.

1. **Preparation:** Unpack all pieces and organize them by color or type as suggested in the assembly guide. Ensure you have a clean, flat surface to work on.
2. **Follow the Guide:** Refer to the detailed illustrations and instructions in the assembly guide. Each step will show which pieces are needed and how they connect.
3. **Secure Connections:** Ensure all pieces are firmly pressed together to create a stable structure.
4. **Patience is Key:** Take your time with each step. If a piece doesn't fit easily, double-check the instructions to ensure you are using the correct part and orientation.
5. **Final Inspection:** Once assembly is complete, review your model against the images in the guide to confirm all parts are correctly placed.



Figure 2: The fully assembled CaDA Space Shuttle Discovery diorama model, showcasing the shuttle against a space-themed backdrop.

OPERATING (DISPLAY AND INTERACTION)

Your CaDA Space Shuttle Discovery diorama is designed for display.

- **Display Location:** Place the finished model on a stable, flat surface away from direct sunlight, excessive heat, or moisture to preserve its colors and structural integrity.
- **Interaction:** While the model is robust, avoid excessive force or dropping it to prevent pieces from detaching or breaking. It is primarily a display piece.

MAINTENANCE

To keep your CaDA Space Shuttle Discovery diorama in excellent condition:

- **Cleaning:** Gently dust the model with a soft, dry cloth or a soft brush. Avoid using abrasive cleaners or solvents, as these

can damage the plastic.

- **Storage:** If disassembling for storage, keep all pieces in a sealed container to prevent loss and protect them from dust.

TROUBLESHOOTING

- **Missing Pieces:** If you find any pieces are missing from your set, please contact CaDA customer support or your retailer for assistance.
- **Difficulty Assembling:**
 - Review the assembly guide carefully to ensure you are following each step correctly.
 - Check that you are using the correct pieces for the current step.
 - Ensure pieces are aligned properly before attempting to connect them.
- **Loose Connections:** If parts feel loose, ensure they are fully pressed together. Sometimes a firm, even pressure is required.

SPECIFICATIONS

Brand	CaDA
Model Name	CaDA C56041W Space Shuttle Discovery
Model Number	927DE56041 / C56041W
Number of Pieces	250
Assembled Dimensions (Approx.)	9.7 cm (3.8 inches) wide x 13.5 cm (5.3 inches) high
Product Dimensions (Box)	11 cm x 11 cm x 11 cm (4.3 x 4.3 x 4.3 inches)
Recommended Age	8+ years
Material	Plastic
Special Feature	Non-toxic
Manufacturer	KAIQINMJ (Distributed by DeQuBe)

WARRANTY INFORMATION

Specific warranty details for the CaDA Space Shuttle Discovery Construction Set may vary by region and retailer. Please retain your proof of purchase. For detailed warranty information, please refer to the documentation included with your product or contact CaDA customer support directly.







CUSTOMER SUPPORT

If you have any questions, require assistance with assembly, or need to report missing parts, please contact:

- The retailer from whom you purchased the product.
- CaDA Customer Service (refer to CaDA's official website for contact details).

When contacting support, please have your model number (927DE56041 / C56041W) and proof of purchase readily available.

Related Documents - 927DE56041 / C56041W

	<p>CaDA Master Mechanical Safe Building Set Instructions</p> <p>Detailed instructions for assembling the CaDA Master Mechanical Safe building block set. Learn how to construct and understand the mechanics of this intricate model.</p>
	<p>CADA Street Coffee Shop Building Blocks Assembly Instructions C66005</p> <p>Step-by-step assembly guide for the CADA Street Coffee Shop building block set (C66005), featuring a personal introduction from the designer, Ohsojang.</p>
	<p>CaDA C61081 Functional Crane Truck Assembly Instructions</p> <p>Detailed assembly instructions for the CaDA C61081 Functional Crane Truck, a 1831-piece building set for ages 8+.</p>
	<p>CaDA C61082 Functional Excavator Building Instructions</p> <p>This comprehensive instruction manual guides builders through the assembly of the CaDA C61082 Functional Excavator, a detailed 1702-piece construction toy. Discover the process of building a realistic replica of an excavator with this step-by-step guide from CaDA.</p>
	<p>CaDA C51073W Blue Race Car Building Blocks Assembly Instructions</p> <p>Detailed assembly instructions for the CaDA C51073W Blue Race Car building block set, featuring 325 pieces and dual mode control. Suitable for ages 6+.</p>
	<p>CaDA C55052 Velocity Hurricane Building Instructions</p> <p>Step-by-step assembly guide for the CaDA C55052 Velocity Hurricane building toy car. Detailed instructions and parts list for constructing the model.</p>