

Columbia XM0476

Columbia Men's White Out II Omni Heat Insulated Jacket Instruction Manual

Model: XM0476

INTRODUCTION

This manual provides essential information for the proper use, care, and maintenance of your Columbia Men's White Out II Omni Heat Insulated Jacket. Please read these instructions thoroughly before first use to ensure optimal performance and longevity of your product.

PRODUCT FEATURES

The Columbia Men's White Out II Omni Heat Insulated Jacket is designed for warmth and comfort in cold conditions. Key features include:

- **Insulated Warmth:** Engineered to provide cozy comfort during chilly winter days.
- **Omni-Heat Technology:** Features a reflective lining designed to retain body heat, keeping you warm and dry.
- **Quilted Design:** Offers a modern aesthetic while contributing to insulation.
- **Full Zipper Closure:** Ensures quick and simple wear and removal, providing adjustable ventilation.
- **Secure Hand Pockets:** Provides convenient storage and hand warming.
- **Water-Resistant Fabric:** Helps protect against light moisture.
- **Durable Polyester Fabric:** Crafted for durability and resistance to everyday wear and tear.



A front view of the Columbia Men's White Out II Omni Heat Insulated Jacket in black, showcasing its quilted design and full-zip closure.

FIRST USE AND FIT

1. **Unpacking:** Carefully remove the jacket from its packaging.
2. **Initial Inspection:** Check for any visible damage or defects.
3. **Adjusting Fit:** The jacket features a full-zip front closure and may include drawstrings at the hem to cinch the bottom for a snug fit, preventing cold air entry. Adjust as needed for comfort and warmth. The collar is designed to extend up the neck to provide additional protection from the cold.

USAGE GUIDELINES

To maximize the performance of your insulated jacket:

- **Layering:** For extreme cold, wear appropriate base and mid-layers underneath the jacket. The Omni-Heat reflective lining works by reflecting your body heat, so effective layering enhances this function.
- **Zipper Operation:** Ensure the main zipper is fully closed for maximum warmth. Utilize the secure hand pockets for small items or to keep hands warm.
- **Weather Protection:** While the fabric is water-resistant, it is not fully waterproof. For heavy rain or prolonged exposure to wet conditions, an additional waterproof outer shell is recommended.

MAINTENANCE AND CARE

Proper care will extend the life and performance of your jacket. Always refer to the care label inside the garment for specific instructions.

- **Washing:** Hand Wash Only. Do not bleach.
- **Drying:** Lay flat to dry or tumble dry on low heat with tennis balls to help fluff the insulation. Ensure the jacket is completely dry before storing to prevent mildew.
- **Storage:** Store in a cool, dry place. Avoid compressing the jacket for extended periods, as this can reduce the loft of the insulation.
- **Stains:** Spot clean minor stains with a mild detergent and a soft cloth.

TROUBLESHOOTING

Issue	Possible Cause / Solution
Jacket does not feel warm enough.	Ensure the jacket is fully zipped and drawstrings (if present) are tightened. Consider wearing additional layers underneath, especially in very cold conditions. Verify the fit is not too loose, allowing cold air to enter.
Zipper is difficult to operate.	Check for fabric caught in the zipper. Ensure the zipper teeth are clean. Apply a zipper lubricant if necessary.
Jacket appears flat or less puffy after washing.	This can happen if insulation clumps. Tumble dry on low heat with a few clean tennis balls to help redistribute and fluff the insulation. Ensure it is completely dry.

SPECIFICATIONS

Model Number: XM0476

Brand: Columbia

Product Dimensions: 9 x 6 x 4 inches; 15 ounces

Department: Men's

Fabric Type: 100% Polyester (Shell, Lining, Filling)

Lining: Omni-Heat Reflective 100% Polyester

Care Instructions: Hand Wash Only




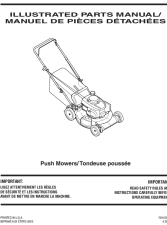
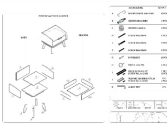
First Available: August 24, 2019


WARRANTY AND SUPPORT

For information regarding product warranty, returns, or additional support, please refer to the original product packaging or visit the official Columbia Sportswear website. Keep your proof of purchase for any warranty claims.

© 2025 Columbia Sportswear. All rights reserved.

Related Documents - XM0476

	<p>Väikeelamu ehitamine columbiakivist: Juhend iseehitajale</p> <p>See juhend pakub põhjalikku teavet väikeelamute projekteerimise ja ehitamise kohta, kasutades Columbia kiviplukke. Juhend sisaldab konstruktiivseid lahendusi, materjalivalikuid ja ehitustehnikaid, mis on mõeldud eelkõige iseehitajatele.</p>
	<p>Columbia City Downtown Revitalization Plan</p> <p>A comprehensive plan for the revitalization of downtown Columbia City, Indiana, focusing on enhancing community, attracting visitors, protecting historic character, and informing development strategies over the next five to ten years.</p>
	<p>Sewerage System Standard Practice Manual Version 3 - British Columbia</p> <p>Official Standard Practice Manual (Version 3, September 2014) from the BC Ministry of Health, providing comprehensive guidelines and standards for the planning, installation, and maintenance of sewerage systems in British Columbia.</p>
	<p>Push Mower Illustrated Parts Manual & Component Guide</p> <p>Comprehensive illustrated parts manual for various push mower models, including detailed component lists, diagrams, and color codes for maintenance and repair.</p>
	<p>Baxton Studio LV4ST4240WI-Columbia 3-Piece Storage Set Assembly Instructions</p> <p>Detailed assembly guide for the Baxton Studio LV4ST4240WI-Columbia 3-Piece Storage Set, covering parts identification, step-by-step construction, and essential safety information including anti-tip device installation.</p>



[Millwright Manual: Comprehensive Guide for Apprenticeship and Trade Practices](#)

Explore the essential knowledge and practices for millwrights with this comprehensive manual. Covering safety, trade science, technical drawings, shop practices, and specific trade skills, this guide is ideal for apprenticeship and professional development.