

[manuals.plus](#) /

› [AUTOWIKI](#) /

› [AUTOWIKI Fog Light Instruction Manual for 1999-2002 Chevy Silverado, 2000-2006 Chevy Suburban, and 2000-2006 Chevy Tahoe \(Smoke Lens\)](#)

## AUTOWIKI AW30-0125-11

# AUTOWIKI Fog Light Instruction Manual

For 1999-2002 Chevy Silverado, 2000-2006 Chevy Suburban, and 2000-2006 Chevy Tahoe (Smoke Lens)

## 1. PRODUCT OVERVIEW

This manual provides instructions for the installation, operation, and maintenance of your AUTOWIKI Fog Lights. These fog lights are designed to provide enhanced illumination and visibility in adverse weather conditions such as fog, rain, or snow.

The fog lights feature a smoke lens and are built with durable, waterproof, dust, and corrosion-resistant materials to ensure reliable performance. They are DOT/SAE compliant, meeting federal and international standards for street legality.



Image 1.1: A pair of AUTOWIKI Fog Lights with smoke lenses, designed for vehicle integration.

## 2. COMPATIBILITY

These fog lights are designed for direct fitment and are compatible with the following vehicle models:

- 1999-2002 Chevy Silverado 1500 & 2500
- 2000-2001 Chevy Silverado 3500
- 2000-2006 Chevy Suburban
- 2000-2006 Chevy Tahoe



# Applicable Models

## AUTOMOTIVE FITMENT GUIDE

2001-2002 Chevrolet Silverado 1500 HD w/o Z71 Pkg  
1999-2002 Chevrolet Silverado 1500 w/o Z71 Pkg  
2001-2002 Chevrolet Silverado 2500 HD w/o Z71 Pkg  
1999-2002 Chevrolet Silverado 2500 w/o Z71 Pkg  
2001-2002 Chevrolet Silverado 3500 w/o Z71 Pkg  
1999 Chevrolet Silverado w/o Z71 Pkg  
2000-2006 Chevrolet Suburban 1500 Base/LS  
2006 Chevrolet Suburban 1500 LTZ  
2000-2006 Chevrolet Suburban 1500 LT  
2000-2001 Chevrolet Suburban 2500 Base  
2000-2006 Chevrolet Suburban 2500 LS/LT  
2000-2001;2006 Chevrolet Tahoe Base; w/o Z71 Pkg  
2000-2001;2006 Chevrolet Tahoe Base  
2000-2006 Chevrolet Tahoe LS/LT

Image 2.1: Visual representation of the fog lights and a list of applicable Chevrolet models for compatibility reference.

### 3. PACKAGE CONTENTS

The package includes:

- 2 x AUTOWIKI Fog Light Assemblies (Smoke Lens)
- 2 x 899 12V 37.5W Halogen Light Bulbs



Image 3.1: The two fog light assemblies included in the package.

## Product Specification



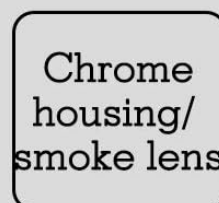
899  
12V 37.5W

Bulb



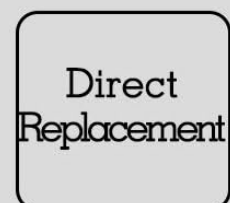
DOT/SAE  
approved

Certification



Chrome  
housing/  
smoke lens

Color



Direct  
Replacement

Fitment Type

Image 3.2: Details on the included 899 12V 37.5W halogen bulbs.

## 4. SPECIFICATIONS



Feature	Specification
Brand	AUTOWIKI
Model Number	AW30-0125-11
Lens Color	Smoke Lens
Light Source Type	Halogen - 899 12V 37.5W
Voltage	12 Volts
Wattage	37.5 Watts
Auto Part Position	Front
Special Feature	Waterproof
Safety Rating	DOT Certified, SAE Compliant
Product Dimensions (L x W x H)	7.18 x 6.06 x 5.36 inches
Item Weight	1.28 pounds

## 5. INSTALLATION INSTRUCTIONS

The AUTOWIKI Fog Lights are designed for quick and easy installation, providing a direct fitment for OEM lenses without requiring complex modifications. Professional installation is recommended for optimal results.

### General Steps:

- Preparation:** Ensure the vehicle's engine is off and the battery is disconnected before beginning installation.
- Access:** Locate the existing fog light assemblies on your vehicle. This may require removing certain bumper components or accessing from underneath the vehicle.
- Removal:** Disconnect the wiring harness from the old fog light. Unbolt and remove the old fog light assembly.
- Installation:** Connect the wiring harness to the new AUTOWIKI Fog Light. Secure the new fog light assembly into place using the existing mounting points.
- Adjustment:** Use the adjustment screw on the fog light housing to properly aim the light beam.
- Testing:** Reconnect the battery and test the functionality of the new fog lights.

## Show details



Reflector




DOT/SAE Compliance



Waterproof Sealing

Image 5.1: Detailed view highlighting the reflector, DOT/SAE compliance, and waterproof sealing of the fog light.

## Show details



Adjustment Screw



Waterproof Seal Gasket



Bulb & Sealing Ring

Image 5.2: Rear view of the fog light assembly, indicating the adjustment screw and waterproof components.

## 6. OPERATION

Once installed, the fog lights operate in conjunction with your vehicle's existing lighting system. Refer to your vehicle's owner's manual for specific instructions on activating the fog lights.

The high-intensity halogen lamps provide exceptional illumination, improving visibility and safety during challenging driving conditions.

# Night lighting



Image 6.1: The fog light demonstrating its illumination in a low-light setting.

## 7. MAINTENANCE

To ensure the longevity and optimal performance of your AUTOWIKI Fog Lights, follow these maintenance guidelines:

- **Cleaning:** Regularly clean the lens with a soft cloth and mild soap solution to remove dirt and debris. Avoid abrasive cleaners that could scratch the lens.
- **Inspection:** Periodically check the fog light assemblies for any signs of damage, loose connections, or



moisture intrusion.

- **Bulb Replacement:** If a bulb burns out, replace it with an 899 12V 37.5W halogen bulb to maintain proper light output and compliance.

## WATERPROOF SEALING



Properly sealed to prevent moisture and dust from getting inside the housing.

Image 7.1: The fog light demonstrating its waterproof sealing, preventing moisture from entering the housing.

## 8. TROUBLESHOOTING

If you encounter issues with your fog lights, consider the following:

- **Lights Not Working:** Check the bulb for damage or burnout. Verify all electrical connections are secure. Inspect the vehicle's fuse box for a blown fuse related to the fog lights.
- **Dim or Flickering Lights:** This could indicate a loose connection, a failing bulb, or an issue with the vehicle's electrical system.
- **Moisture Inside Lens:** While designed to be waterproof, extreme temperature changes can sometimes cause temporary condensation. If persistent moisture or water accumulation is observed, inspect the sealing and housing for damage.

For persistent issues, consult a qualified automotive technician.

## 9. SAFETY AND COMPLIANCE

---

These fog lights are DOT (Department of Transportation) certified and SAE (Society of Automotive Engineers) compliant, ensuring they meet rigorous safety and performance standards for use on public roads.



Image 9.1: The DOT/SAE compliance marking visible on the fog light lens.

## 10. PRODUCT VIDEO

---

Your browser does not support the video tag.

Video 10.1: An official AUTOWIKI video showcasing the fog lights, their features, and compatibility with 1999-2002 Chevy Silverado models.

## 11. SUPPORT

---

For further assistance, technical support, or warranty inquiries, please contact AUTOWIKI customer service through their official channels. Refer to the product packaging or the AUTOWIKI website for contact information.