

## wansview W4

# wansview Outdoor Security Camera User Manual

MODEL: W4

## Introduction

---

Thank you for choosing the wansview Outdoor Security Camera W4. This manual provides comprehensive instructions to help you set up, operate, and maintain your camera, ensuring optimal performance and security for your home. The W4 camera features 1080P HD video, advanced night vision, IP66 waterproof rating, motion detection, and remote access capabilities, compatible with Alexa.



*Figure 1: wansview Outdoor Security Camera W4 with live view on a smartphone.*

## What's in the Box

---

Please verify that all components are present:

- 1 x wansview Outdoor Security Camera W4
- 1 x Power Supply



Works with Alexa



Night Vision



1080P



Motion Detection



IP 66 Waterproof



Cloud Storage



Live Video



Remote Access



Figure 2: Key features of the wansview W4 camera.

## Setup Guide

---

Follow these steps for initial setup of your wansview W4 camera:

1. **Preparation:** Ensure your Wi-Fi network is 2.4GHz. The camera does not support 5GHz Wi-Fi. Have your Wi-Fi password ready.
2. **Power Connection:** Connect the provided power supply to the camera and plug it into a power outlet. The camera will power on and its indicator light will begin to flash.
3. **Download Wansview Cloud App:** Download the 'Wansview Cloud' app from the App Store (iOS) or Google Play Store (Android).
4. **Create Account:** Open the app and register a new account. Follow the on-screen instructions to complete the registration and log in.
5. **Add Camera:** In the app, tap the '+' icon to add a new device. Select your camera model (W4) and follow the in-

app instructions to connect the camera to your Wi-Fi network. This typically involves scanning a QR code generated by the app with the camera's lens.

6. **Mounting (Optional):** Once configured, choose a suitable outdoor location for mounting. The camera is IP66 waterproof, designed to withstand various weather conditions. Use the included screws and anchors to securely mount the camera.

## Operating Instructions

---

Learn how to utilize the key features of your wansview W4 camera:

### Live View

Open the Wansview Cloud app and tap on your camera's name to access the live video feed. You can view real-time footage from your camera anytime, anywhere.

### Motion Detection & Alerts

The camera is equipped with motion detection. When motion is detected, the camera will record a short video clip (approximately 10 seconds) and send a real-time notification to your phone. You can review these alert videos in the 'Alert' section of the app.

## Motion Detection

Smart alert lets you check  
what is happening immediately





Figure 3: Motion detection in action, alerting you to activity.

## Advanced Night Vision

The W4 camera features 24 built-in infrared LEDs, providing clear night vision up to 20 meters (65 feet). Night vision automatically activates in low-light conditions, ensuring 24-hour surveillance.

# Advanced Night Vision

Built-in 24 pcs infrared lights, Night vision up to 20 meters,  
give you 24 hours of protection




Figure 4: Advanced night vision providing clear images in darkness.

## Remote Access & Simultaneous Viewing

Access your camera's live feed and recordings from anywhere using the Wansview Cloud app on your smartphone or tablet. The system supports viewing by up to 4 people simultaneously, allowing multiple family members to monitor the property.

# Remote Control & View Simultaneously

View up to 4 people at the same time and you can control the camera from mobile phone directly



Figure 5: Remote control and simultaneous viewing by multiple users.

## Alexa Compatibility

The wansview W4 camera is compatible with Amazon Alexa. You can ask your Echo Show or Fire TV to display the camera's live feed by using voice commands such as, "Alexa, show me the [camera name]."

## Maintenance

To ensure the longevity and optimal performance of your wansview W4 camera, consider the following maintenance tips:

- **Cleaning:** Periodically wipe the camera lens and body with a soft, damp cloth to remove dust and dirt. Avoid using harsh chemicals or abrasive cleaners.
- **Environmental Protection:** While the camera is IP66 waterproof, avoid directing high-pressure water jets directly at the camera. Ensure the power connection is secure and protected from excessive moisture.
- **Firmware Updates:** Regularly check the Wansview Cloud app for available firmware updates. Keeping your camera's firmware updated ensures access to the latest features and security enhancements.



# IP 66 Waterproof

Solid construction and IP66 waterproof,  
working well under harsh weather




Figure 6: The camera's IP66 waterproof design for all-weather performance.

## Troubleshooting

If you encounter issues with your wansview W4 camera, refer to the following common problems and solutions:

- **Camera Offline:**

- Check if the camera's power supply is connected and working.
- Ensure your Wi-Fi network is stable and the camera is within range of the router.
- Restart the camera by unplugging and re-plugging the power cable.
- If the issue persists, try re-pairing the camera with the app.

- **Cannot Connect to Wi-Fi:**

- Confirm your Wi-Fi is 2.4GHz. The camera does not support 5GHz.
- Double-check your Wi-Fi password for accuracy.
- Ensure the camera is close to the router during the setup process.

• **Motion Detection Not Working:**

- Verify that motion detection is enabled in the camera settings within the Wansview Cloud app.
- Adjust the motion detection sensitivity settings.
- Ensure there are no obstructions blocking the camera's view.

• **Poor Night Vision Quality:**

- Clean the camera lens to remove any dirt or smudges.
- Ensure there are no reflective surfaces close to the camera that might interfere with the infrared lights.

For further assistance, please refer to the FAQ section within the Wansview Cloud app or contact wansview customer support.

**Specifications**

Feature	Detail
Model Name	Outdoor Security Camera Wansview 1080 P Wireless Wifi Home Surveillance Waterproof With Night
Video Capture Resolution	1080p
Indoor/Outdoor Usage	Outdoor
Connectivity Technology	Wireless (Wi-Fi 2.4GHz)
Water Resistance Level	Waterproof (IP66)
Special Features	Night Vision, Motion Sensor, Waterproof, HD Resolution
Compatible Devices	Alexa
Power Source	Corded Electric
Material	Aluminum
Item Dimensions (L x W x H)	6.23 x 2.33 x 2.33 inches
Item Weight	15.8 ounces
Included Components	1 camera, 1 power supply

**Warranty and Support**





wansview products are designed for reliability and performance. For specific warranty details, please refer to the warranty information provided with your purchase or visit the official wansview website.

If you require technical support or have questions regarding your wansview Outdoor Security Camera W4, please contact our after-sale support team. You can typically find contact information within the Wansview Cloud app's 'Help' or 'About Us' section, or on the wansview official website. When contacting support, please provide your



account email and a detailed description of your issue for prompt assistance.

Related Documents

<div><div>W9</div><div>Quick Installation Guide</div><div>1080P Wireless Pan and Tilt Outdoor Camera</div><div></div><div>Wansview</div></div>	<p><a href="#">Wansview W9 1080P Outdoor Security Camera Quick Installation Guide</a></p> <p>A quick guide to installing and setting up the Wansview W9 1080P Wireless Pan and Tilt Outdoor Camera, including app download, account registration, Wi-Fi connection, and sharing features.</p>
<div><div>Manuel d'utilisation de Wansview Cloud APP</div><div>Q5/Q6</div><div></div><div>Wansview</div></div>	<p><a href="#">Wansview Cloud APP User Manual for Q5/Q6 Indoor Security Cameras</a></p> <p>Comprehensive user manual for Wansview Cloud APP, covering setup, configuration, features, and troubleshooting for Q5 and Q6 indoor security cameras. Learn how to download the app, create an account, connect your camera via Wi-Fi or Soft-AP, utilize live streaming, motion detection, cloud storage, and integrate with Alexa.</p>
<div><div>Wansview Cloud APP User Manual</div><div>G6/G7/G2/Y4</div><div></div><div>Wansview</div></div>	<p><a href="#">Wansview Cloud APP User Manual for G6, G7, G2, Y4 Security Cameras</a></p> <p>A comprehensive guide to the Wansview Cloud APP, covering installation, setup, live feed features, settings, storage options (SD card and Cloud), and Alexa compatibility for Wansview G6, G7, G2, and Y4 security cameras.</p>
<div><div>B3</div><div>Quick Installation Guide</div><div>Battery-Powered 1080P Home Security Camera</div><div></div><div>Wansview</div></div>	<p><a href="#">Wansview B3 Battery-Powered 1080P Home Security Camera Quick Installation Guide</a></p> <p>A comprehensive guide to installing and setting up the Wansview B3, a wire-free, battery-powered 1080P home security camera. Learn about its features, components, indicator lights, button controls, installation process, and advanced functionalities like cloud storage and motion detection.</p>