

## Behringer RHYTHM DESIGNER RD-8

# RHYTHM DESIGNER RD-8 Instruction Manual

Model: RHYTHM DESIGNER RD-8 | Brand: Behringer

[Introduction](#)   [Setup](#)   [Operating](#)   [Maintenance](#)   [Troubleshooting](#)   [Specifications](#)   [Warranty & Support](#)

## 1. INTRODUCTION

The Behringer RHYTHM DESIGNER RD-8 is an analog drum machine designed to create classic sound performances. It features an authentic analog sound engine and a versatile workflow for live performances and studio production.

Key features include:

- 16 original drum sounds with additional parameters and global accent capability.
- A powerful 64-step drum sequencer supporting polymetry, step repeat, note repeat, real-time triggering, track muting, and soloing.
- Integrated FX track with Wave Designer and a dual-mode analog filter with voice assignment.
- Live recording, editing, and analog filter cutoff playback via automation.
- Storage for up to 16 songs and 256 patterns, with import/export capabilities for unlimited creations.
- Pattern mode for organizing patterns into full songs and setting repetitions.
- Song mode for chaining songs for live sets and extended compositions.
- Unique auto-scroll function for improvisation across all modes.



Figure 1: Front view of the Behringer RHYTHM DESIGNER RD-8, showcasing its controls and interface.

## 2. SETUP

### 2.1 Unpacking and Initial Inspection

Carefully remove the RD-8 from its packaging. Inspect the unit for any signs of damage during transit. Retain the packaging for future transport or storage.

### 2.2 Power Connection

Connect the provided power adapter to the DC input on the rear panel of the RD-8. Plug the adapter into a suitable power outlet. The unit operates on DC power.

### 2.3 Audio Connections

The RD-8 offers flexible audio output options:

- **Main Mix Output:** Connect a standard 1/4" TRS cable from the main mix output to your mixer or audio interface for a summed mono output.
- **Individual Outputs:** Each drum sound has its own dedicated 1/4" mono audio output. Connecting a cable to an individual output removes that instrument from the main mix, allowing for separate processing and mixing.
- **Headphones:** Connect headphones to the dedicated headphone jack for monitoring.

### 2.4 MIDI and USB Connections

The RD-8 can be integrated into your studio setup via MIDI or USB:

- **MIDI In/Out/Thru:** Use standard 5-pin MIDI cables to connect the RD-8 to other MIDI devices for synchronization and control.
- **USB:** Connect the RD-8 to your computer via a USB cable for MIDI over USB functionality, firmware updates, and data transfer.

### 2.5 Firmware Update

It is recommended to check for and install the latest firmware update for your RD-8 to ensure access to all available features and performance enhancements. Firmware updates are typically performed via a computer connected through USB. Refer to the official Behringer support website for detailed instructions and the latest firmware files.

## 3. OPERATING THE RD-8

---

### 3.1 Basic Controls and Interface

The RD-8 features a comprehensive layout of knobs, buttons, and a display for intuitive control over its functions. Familiarize yourself with the following key areas:

- **Master Section:** Includes master volume, headphone volume, and global FX controls (Cutoff, Resonance, HPF On/Off).
- **Instrument Sections:** Each of the 16 drum sounds has dedicated controls for Level, Tuning, Tone, Decay, and Snappy, allowing for detailed sound shaping.
- **Mode Section:** Buttons for selecting Song, Pattern, and Step modes.
- **Sync Section:** Controls for internal, MIDI, and USB clock synchronization.
- **Sequencer Controls:** Includes Tempo, Swing, Prob (Probability), Flam, and various step/note repeat functions.
- **Step Buttons:** 16 illuminated step buttons for pattern programming and selection.

### 3.2 Programming Patterns

The RD-8's 64-step sequencer allows for complex rhythm creation:

1. **Select Pattern Mode:** Press the **PATTERN** button.
2. **Choose a Pattern:** Use the step buttons (1-16) to select an empty or existing pattern slot.
3. **Select Instrument:** Press the **SELECT** button for the desired drum instrument (e.g., Bass Drum, Snare Drum).
4. **Enter Steps:** Use the 16 step buttons to program the rhythm. An illuminated button indicates an active step.
5. **Accent:** The **ACCENT** function can be programmed like a drum track. It does not produce sound itself but increases the volume and thickness of other drum sounds on that specific beat. This can also be sent as a CV trigger.
6. **Polymetry:** The sequencer supports polymetry, allowing different track lengths for creative rhythmic variations.
7. **Step Repeat & Note Repeat:** Utilize these functions to add dynamic variations and fills to your patterns.
8. **Real-time Triggering:** Drum sounds can be triggered in real-time for live performance and recording.
9. **Track Mute & Solo:** Use the **MUTE** and **SOLO** buttons to isolate or silence individual drum tracks during playback.

### 3.3 Integrated FX Track

The RD-8 includes an integrated FX track with a Wave Designer and a dual-mode analog filter:

- **Wave Designer:** Adjust the Attack and Sustain parameters to shape the transients and decay of selected drum sounds.
- **Analog Filter:** A dual-mode analog filter (HPF/LPF) can be assigned to specific voices, allowing for creative frequency sculpting. Controls for Cutoff and Resonance are available.
- **Automation:** Live recording, editing, and playback of analog filter cutoff movements can be automated,

adding dynamic expression to your patterns.

## 3.4 Song and Pattern Management

The RD-8 allows for extensive organization of your musical ideas:

- **Storage:** Store up to 16 songs and 256 patterns internally.
- **Import/Export:** Patterns and songs can be imported or exported during playback, enabling an unlimited number of compositions.
- **Pattern Mode:** Organize individual patterns into complete songs, defining the number of repetitions for each song part.
- **Song Mode:** Chain multiple songs together for extended live sets or complex arrangements.

## 3.5 Auto-Scroll Function

The unique auto-scroll function facilitates improvisation across all modes, allowing for fluid exploration of rhythmic ideas.

# 4. MAINTENANCE

---

## 4.1 Cleaning

To maintain the appearance and functionality of your RD-8, regularly clean the unit:

- Use a soft, dry cloth to wipe down the exterior.
- For stubborn dirt, a slightly damp cloth with mild soap can be used, followed by a dry cloth.
- Avoid abrasive cleaners, solvents, or waxes, as these can damage the finish and components.
- Ensure no liquids enter the unit through openings or controls.

## 4.2 Storage

When not in use for extended periods, store the RD-8 in a cool, dry place, away from direct sunlight and extreme temperatures. It is advisable to use the original packaging or a protective case to prevent dust accumulation and physical damage.

## 4.3 Firmware Updates

Periodically check the Behringer website for new firmware updates. Keeping your device's firmware up-to-date ensures optimal performance, bug fixes, and access to new features.

# 5. TROUBLESHOOTING

---

This section addresses common issues you might encounter with your RD-8.

## 5.1 No Sound Output

- **Check Power:** Ensure the unit is powered on and the power adapter is securely connected.
- **Volume Levels:** Verify that the master volume, headphone volume, and individual instrument levels are turned up.
- **Audio Connections:** Confirm that audio cables are correctly connected to the main mix output or individual outputs and to your mixer/interface. If using individual outputs, ensure the corresponding instrument is not muted on the main mix.
- **Mute/Solo:** Check if any tracks are muted or if only one track is soloed.

## 5.2 Patterns Not Saving or Recalling Correctly

- **Save Procedure:** Ensure you are following the correct procedure to save patterns and songs. Refer to the "Song and Pattern Management" section.
- **Firmware:** An outdated or corrupted firmware can sometimes cause data saving issues. Ensure your RD-8 has the latest firmware installed. If issues persist, a factory reset (refer to Behringer support documentation) might be necessary, followed by a firmware re-installation.

## 5.3 MIDI/USB Synchronization Issues

- **Sync Source:** Verify that the RD-8's sync source (Internal, MIDI, USB) matches your master clock source.
- **Cable Connections:** Check MIDI and USB cable connections for proper seating.
- **MIDI Channels:** Ensure MIDI channels are correctly configured on both the RD-8 and your external device.

## 5.4 Unexpected Behavior

If the unit exhibits unexpected behavior not covered above, try the following:

- **Power Cycle:** Turn off the RD-8, disconnect the power, wait a few seconds, then reconnect and power on.
- **Factory Reset:** As a last resort, a factory reset can restore the unit to its default settings. Consult the official Behringer documentation for the specific procedure, as this will erase all user data.

## 6. SPECIFICATIONS

| Feature                 | Detail                            |
|-------------------------|-----------------------------------|
| Product Weight          | 1.36 Kilograms                    |
| Product Dimensions      | 26.49 x 49.81 x 7.7 cm            |
| Model Number            | RHYTHM DESIGNER RD-8              |
| Connector Type          | TRS                               |
| Number of Keyboard Keys | 64 (referring to sequencer steps) |
| Power Source            | DC                                |
| ASIN                    | B07WN4R8YW                        |
| First Available Date    | August 19, 2019                   |

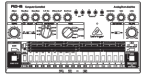


## 7. WARRANTY AND SUPPORT


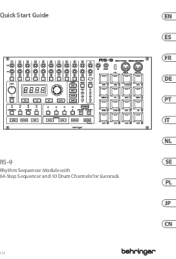
Behringer products are designed and manufactured to high-quality standards. For detailed information regarding the warranty period, terms, and conditions applicable to your RHYTHM DESIGNER RD-8, please refer to the warranty card included with your product or visit the official Behringer website. For technical support, service, or to download the latest drivers and firmware, please visit the Behringer support page:

[Behringer Support Website](#)


It is recommended to register your product online to receive updates and important information.

## Related Documents - RHYTHM DESIGNER RD-8

|  |  |
|--|--|
|  <p>User Manual</p> <p>LM DRUM</p> <p>Classic Hybrid Sampling Drum Machine with 109 Drum Sounds, Sample Recording, 64-Step Sequencer, Wave Designer and Dual-Mode Filter</p> <p>behringer</p>   | <p><a href="#">Behringer LM DRUM User Manual</a></p> <p>Comprehensive user manual for the Behringer LM DRUM, a classic hybrid sampling drum machine featuring 109 drum sounds, sample recording, a 64-step sequencer, Wave Designer, and Dual-Mode Filter. Learn about its top panel controls, rear panel connections, programming features, sampling capabilities, and safety guidelines.</p> |
|  <p>Quick Start Guide</p> <p>RD-6</p> <p>Classic Analog Drum Machine with 60 Drum Sounds, 16-Step Sequencer and Dual-Mode Filter</p> <p>behringer</p>   | <p><a href="#">Behringer RD-6 Quick Start Guide</a></p> <p>This guide provides instructions for setting up and using the Behringer RD-6 Analog Drum Machine, including hook-up diagrams, control descriptions, and basic operation.</p>  |
|  <p>Quick Start Guide</p> <p>RD-9</p> <p>Classic Analog/Digital Drum Machine with 9 Drum Sounds, 16-Step Sequencer, Wave Designer and Dual-Mode Filter</p> <p>behringer</p>                   | <p><a href="#">Behringer RD-9 Quick Start Guide: Classic Analog/Digital Drum Machine</a></p> <p>A comprehensive quick start guide for the Behringer RD-9 Classic Analog/Digital Drum Machine, detailing its features, controls, connections, safety instructions, and specifications.</p>  |
|  <p>User Manual</p> <p>LM DRUM</p> <p>Classic Hybrid Sampling Drum Machine with 109 Drum Sounds, Sample Recording, 64-Step Sequencer, Wave Designer and Dual-Mode Filter</p> <p>behringer</p> | <p><a href="#">Behringer LM DRUM User Manual: Classic Hybrid Sampling Drum Machine</a></p> <p>Comprehensive user manual for the Behringer LM DRUM, a classic hybrid sampling drum machine. Learn about its features, programming, sampling, connectivity, safety instructions, and compliance information.</p>   |

|   |   |
|---|---|
|  | <p><a href="#">Behringer LM DRUM Classic Hybrid Sampling Drum Machine User Guide</a></p> <p>This comprehensive user guide provides detailed information on operating and programming the Behringer LM DRUM Classic Hybrid Sampling Drum Machine. It covers specifications, safety instructions, panel controls, MIDI and USB connectivity, sequencing, sampling, sound design with the Wave Designer and Analog Filter, and rear panel connections.</p> |
|  | <p><a href="#">Behringer RS-9 Rhythm Sequencer Module Quick Start Guide</a></p> <p>A quick start guide for the Behringer RS-9 Rhythm Sequencer Module, detailing its features, controls, and basic operation for Eurorack setups.</p>   |

Documents - Behringer – RHYTHM DESIGNER RD-8



[pdf] User Manual Quick Start Guide Instructions Warranty


User Manual RHYTHM DESIGNER RD 8 MediaValet This symbol wherever it appears alerts you to important operating and maintenance instructions in the accompanying literature Please read manual Caution QSG BE P0DG5 A4 WW 2020 10 22 Rev 1 cdn mediavalet aunsz musictribe 001EMnPlxEWAhp4 FC4k A U9jt3xtUb0 37prRg7Qlpw Original ||| User Manual **RHYTHM DESIGNER RD-8** Classic Analog Drum Machine with 16 Drum Sounds, 64 Step Sequencer, Wave Designer and Dual-Mode Filter 2 **RHYTHM DESIGNER RD-8** User Manual Table of Contents Thank you..... 2 Important Safety Instruct... lang:en score:41 filesize: 3.17 M page\_count: 28 document date: 2020-10-22



[pdf]

behringer rhythm designer rd 8 cdn webshopapp shops 237635 files 293668860 ||| Product Information Document Electronic Drum Sets**RHYTHM DESIGNER RD-8** Classic Analog Drum Machine with 16 Drum Sounds, 64 Step Sequencer, Wave Designer and Dual-Mode Filter ## Amazing drum machine with authentic analog sound engine to create the classic sound performance ## 16 original drum sounds... lang:en score:34 filesize: 4.11 M page\_count: 10 document date: 2019-08-12






### [\[pdf\]](#) User Manual Instructions Warranty

User Manual RHYTHM DESIGNER RD-8 Music Tribe Classic Analog Drum Machine with 16 Sounds 64 Step Sequencer Wave Designer and Dual-Mode Filter RD-8\_M\_EN mediadl musictribe download documents behringer Manual< b> 1 2 The product manual< This is designed to give you both an overview of the as well detailed information on each controls parameters based software version V2 Further features updates will be added later so please regularly check for using SYNTHTRIBE App User Manual **RHYTHM DESIGNER RD-8** Classic Analog Drum Machine with 16 Drum Sounds, 64 Step Sequencer, Wave Designer and Dual-Mode Filter 2 **RHYTHM DESIGNER RD-8** User Manual Table of Contents Thank you


..... 2 Important Safety Instruct...  
lang:en score:33 filesize: 3.21 M page\_count: 30 document date: 2021-03-24



### [\[pdf\]](#) User Manual Instructions Warranty

User Manual RHYTHM DESIGNER RD-8 This product manual is designed to give you both an overview of the as well detailed information on each controls and RD-8\_M\_EN mediadl musictribe download documents behringer P0DG5 ia801805 us archive org 2 Manual< b> Thank very much for expressing your confidence in Behringer by purchasing Rhythm Designer with 16 original drum sounds 64-step sequencer integrated Wave dual-mode filter 11 independent analog outputs plus a mono mix authentic step pads pattern changes per song Behringer\_RD-8\_owners\_manual 25 items User Manual **RHYTHM DESIGNER RD-8** Classic Analog Drum Machine with 16 Drum Sounds, 64 Step Sequencer, Wave Designer and Dual-Mode Filter 2 **RHYTHM DESIGNER RD-8** User Manual Table of Contents Thank you

..... 2 Important Safety Instruct...  
lang:en score:33 filesize: 3.21 M page\_count: 28 document date: 2020-12-02




### [\[pdf\]](#) User Manual Quick Start Guide Instructions Guide

Quick Start Guide RHYTHM DESIGNER RD 8 IIS Windows Server Heliart Classic Analogue Drum Machine with 16 Sounds 64 Step Sequencer Wave Designer and Dual Mode en el manual de operaciones Brands Ltd 2021 Reservados todos los derechos Si quiere different operational modes see user for more details Por favor lea Atención Para reducir riesgo descarga eléctrica no quite la tapa o parte posterior No hay piezas interior del equipo Upon receipt of your Behringer visit the website latest updater application Connect unit as above run ed Las terminales marcadas con este símbolo transportan corriente magnitud suficiente como para constituir un This symbol wherever it appears alerts you to important operating maintenance instructions in accompanying literature Please read Caution Filter 2 Important Safety Instructions Terminals marked this 4 5 Vorsicht Die mit dem Symbol markierten Anschlüsse führen so viel Spannung dass die Gefahr eines Stromschlags besteht Verwenden Sie nur hochwertige professionelle Lautsprecherkabel vorinstallierten 6 35 mm MONO Klinkensteckern oder Lautsprecherstecker Drehverriegelung Alle anderen 472128 rhythm designer rd qsg ww QSG WW images thomann pics atg atgdata document gettingstarted media63 music group media PLM data docs P0DG5 heliart ee static custom File Tooteinfo quick start im

Quick Start Guide **RHYTHM DESIGNER RD-8** Classic Analogue Drum Machine with 16 Drum Sounds, 64 Step Sequencer, Wave Designer and Dual-Mode Filter 2 **RHYTHM DESIGNER RD-8** Important Safety Instructions Terminals marked with this symbol carry electrical current of sufficient magnitude to constitute ris...

lang:en score:32 filesize: 7.86 M page\_count: 19 document date: 2019-09-20





## [\[pdf\]](#) Quick Start Guide Instructions Guide Warranty

Quick< b> tart uide m media-amazon < RHYTHM DESIGNER RD-8 Classic Analogue Drum Machine with 16 Sounds 64 Step Sequencer Wave Designer and Dual-Mode Filter V 5 0 A54-00002-87924 2 Important Safety Instructions LEGAL DISCLAIMER LIMITED WARRANTY Terminals marked this symbol carry D11bJzDDRS m images I Quick


Quick Start Guide **RHYTHM DESIGNER RD-8** Classic Analogue Drum Machine with 16 Drum Sounds, 64 Step Sequencer, Wave Designer and Dual-Mode Filter V 5.0 A54-00002-87924 2 **RHYTHM DESIGNER RD-8** Important Safety Instructions Terminals marked with this symbol carry electrical current of sufficient magni... lang:en **score:32** filesize: 8.63 M page\_count: 56 document date: 2021-02-10



## [\[pdf\]](#) User Manual

Electronic Drum Sets RHYTHM DESIGNER RD 8 the fly and switch back to manual mode at touch of a button Then you are free add some excitement with autofill feature introduce more variations You can even cue up another song from memory without interrupting playback allowing perform entire sets start finish just using your 8! Behringer PODG5 Product Information Document mediadl musictribe media PLM data docs media63 music group

Product Information Document Electronic Drum Sets**RHYTHM DESIGNER RD-8** Classic Analog Drum Machine with 16 Drum Sounds, 64 Step Sequencer, Wave Designer and Dual-Mode Filter ## Amazing drum machine with authentic analog sound engine to create the classic sound performance ## 16 original drum sounds... lang:en **score:30** filesize: 4.2 M page\_count: 10 document date: 2019-09-05



## [\[pdf\]](#) User Manual Instructions Warranty

User Manual RHYTHM DESIGNER RD 8 ALL for DJ Thank you very much expressing your confidence in Behringer by purchasing the Rhythm Designer with 16 original drum sounds 64 step sequencer rukovodstvo polzovatelya behringer rd allfordj ru upload iblock 858 srsltid

AfmBOorzrRC8E6wZSK3KPGnBW6 J4eFqrQg2PtvfN8XlZYTt807npYQu


AfmBOooYU90LFtrjtoTIOOSLDXsqXU7AAG1WyYHYM onGyluEREScaw DJUser DJThank

sequencerThank sequencerAn ultra affordable leap into warm world of analog beats gives power to create fascinating rhythms incredible power rukovodstvo 8rukovodstvo 8allfordj

J4eFqrQg2PtvfN8XlZYTt807npYQuallfordj onGyluEREScawallfordj

AfmBOoqzTn5mm2qUcGSyJe0riSxCjsjXVgxeuutQNaAqDLguAtzv31b |||

User Manual **RHYTHM DESIGNER RD-8** Classic Analog Drum Machine with 16 Drum Sounds, 64 Step Sequencer, Wave Designer and Dual-Mode Filter 2 **RHYTHM DESIGNER RD-8** User Manual Table of Contents Thank you..... 2 Important Safety Instruct... lang:en **score:29** filesize: 3.78 M page\_count: 30 document date: 2019-10-01




[\[pdf\]](#) Quick Start Guide Instructions Guide

RHYTHM DESIGNER RD 8 QSG WW mediadl musictribe media PLM data docs P0DG5

Quick Start Guide **RHYTHM DESIGNER RD-8** Classic Analogue Drum Machine with 16 Drum Sounds, 64 Step Sequencer, Wave Designer and Dual-Mode Filter V 5.0 2

**RHYTHM DESIGNER RD-8** Important Safety Instructions Terminals marked with this symbol carry electrical current of sufficient magnitude to constitu...

lang:en **score:29** filesize: 8.77 M page\_count: 29 document date: 2021-02-10




[\[pdf\]](#) Quick Start Guide Instructions Guide

RHYTHM DESIGNER RD 8 QSG BE 0704 AAA WW mediadl musictribe media PLM data docs P0DG5 |||

Quick Start Guide **RHYTHM DESIGNER RD-8** Classic Analog Drum Machine with 16 Drum Sounds, 64 Step Sequencer, Wave Designer and Dual-Mode Filter V 7.0 2

**RHYTHM DESIGNER RD-8** Important Safety Instructions Terminals marked with this symbol carry electrical current of su cient magnitude to constitute r...

lang:en **score:29** filesize: 10.52 M page\_count: 34 document date: 2024-02-13




[\[pdf\]](#) Quick Start Guide Warranty

RHYTHM DESIGNER RD 8 QSG JP media63 music group media PLM data docs P0DG5

**RHYTHM DESIGNER RD-8** Classic Analogue Drum Machine with 16 Drum Sounds, 64 Step Sequencer, Wave Designer and Dual-Mode Filter 2 **RHYTHM DESIGNER RD-8** . TS 1. 2. 3. 4. 5. 6. 7. 8. 9. 10. 11. 12. 13. 14. 15. 16....

lang:tl **score:28** filesize: 2.95 M page\_count: 8 document date: 2019-09-20




### [\[pdf\]](#) User Manual Quick Start Guide Instructions Warranty

User Manual RHYTHM DESIGNER RD 8 Music Tribe mediadl musictribe Thank you pinched particularly at plugs convenience receptacles Trigger Happy Controls and Connectivity 4 About the Authentic recreation of influential highly sought after legendary analog drum machine power ease The s pure signal uses circuits 16 original sounds with additional parameters global Accent capability 1 2 product manual This is designed to give both an overview as well detailed information on each controls based software version V2 0 Further features updates will be added later so please regularly check for using SynthTool App QSG BE P0DG5 A4 WW 2020 10 22 Rev M EN behringer synthTool media PLM data docs User Manual **RHYTHM DESIGNER RD-8** Classic Analog Drum Machine with 16 Drum Sounds, 64 Step Sequencer, Wave Designer and Dual-Mode Filter 2 **RHYTHM DESIGNER RD-8** User Manual Table of Contents Thank you

..... 2 Important Safety Instruct...

lang:en score:28 filesize: 3.17 M page\_count: 28 document date: 2020-10-22




### [\[pdf\]](#) User Manual Instructions Warranty

User Manual media63 music group RHYTHM DESIGNER RD 8 1 2 The product manual This is designed to give you both an overview of the as well detailed information on each controls and parameters based initial software release V1 Further features updates will be added later so please regularly check for You find An ultra affordable leap into warm world analog drum beats Behringer gives power create fascinating rhythms with incredible Classic Analog Drum Machine 16 Sounds 64 Step Sequencer Wave Designer Dual Mode Filter Thank very much expressing your confidence in by purchasing Rhythm original sounds step sequencer 9 M EN media PLM data docs P0DG5

User Manual **RHYTHM DESIGNER RD-8** Classic Analog Drum Machine with 16 Drum Sounds, 64 Step Sequencer, Wave Designer and Dual-Mode Filter 2 **RHYTHM DESIGNER RD-8** User Manual Table of Contents Thank

you..... 2 Important Safety Instruct...

lang:en score:28 filesize: 3.74 M page\_count: 16 document date: 2019-08-27



### [\[pdf\]](#) User Manual Instructions Warranty


User Manual media63 music group 1 2 The product manual This is designed to give you both an overview of the RD 8 as well detailed information on each controls and parameters based initial software release V1 Further features updates will be added later so please regularly check for You find RHYTHM DESIGNER M EN media PLM data docs P0DG5 Please read Caution To reduce risk electric shock do not remove An ultra affordable leap into warm world analog drum beats Behringer

710fcbb772ac161157d52712d56401ac pult ru upload iblock 710

User Manual **RHYTHM DESIGNER RD-8** Classic Analog Drum Machine with 16 Drum Sounds, 64 Step Sequencer, Wave Designer and Dual-Mode Filter 2 **RHYTHM DESIGNER RD-8** User Manual Table of Contents Thank

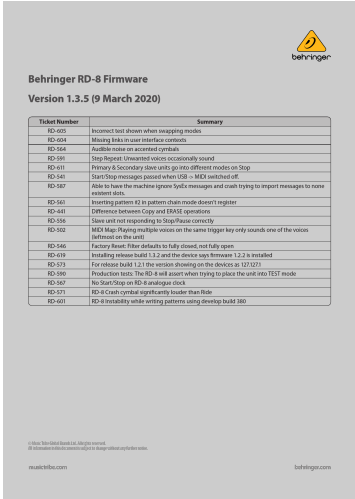
you..... 2 Important Safety Instruct...

lang:en score:24 filesize: 3.78 M page\_count: 30 document date: 2019-10-01




[pdf] Quick Start Guide Warranty

RHYTHM DESIGNER RD 8 Music Tribe © Global Brands Ltd 2021 musictribe  
warranty QSG CN media63 music group media PLM data docs P0DG5  
**RHYTHM DESIGNER RD-8** Classic Analogue Drum Machine with 16 Drum Sounds, 64 Step Sequencer, Wave Designer and Dual-Mode Filter 2 **RHYTHM DESIGNER RD-8**, TS , , , , , , , 1. 2. 3. 4. 5. 6. 7. 8. , , 9. , 10. , , 11. 12. , , ...  
lang:en score:23 filesize: 2.94 M page\_count: 8 document date: 2019-09-20




[pdf] Release Notes

Firmware Updater Release Notes V1 3 5 Trống Điện Behringer RHYTHM DESIGNER RD 8 P0DG5  
Update v1 2020 03 09 Rev 1 mediadl musictribe software behringer |||  
Behringer RD-8 Firmware Version 1.3.5 9 March 2020 Ticket Number RD-605 RD-604 RD-564 RD-591 RD-611 RD-541 RD-587 RD-561 RD-441 RD-556 RD-502 RD-546 RD-619 RD-573 RD-590 RD-567 RD-571 RD-601 Summary Incorrect test shown when swapping modes Missing links in user interface contexts Audible noise o...  
lang:en score:22 filesize: 43.47 K page\_count: 1 document date: 2020-03-09



[pdf] Quick Start Guide Instructions Guide

behringer rd8rhythmdesigner en strumentimusicali net manuali 2019 09 03 36  
Quick Start Guide **RHYTHM DESIGNER RD-8** Classic Analogue Drum Machine with 16 Drum Sounds, 64 Step Sequencer, Wave Designer and Dual-Mode Filter 2 **RHYTHM DESIGNER RD-8** Important Safety Instructions Terminals marked with this symbol carry electrical current of sufficient magnitude to constitute ris...  
lang:en score:21 filesize: 6.4 M page\_count: 19 document date: 2019-03-12




[\[pdf\]](#) User Manual Quick Start Guide Instructions Warranty

1 2 The product manual This is designed to give you both an overview of the RD 8 as well detailed information on each controls and parameters based software version V2 Further features updates will be added later so please regularly check for using SYNTHTRIBE App QSG BE P0DG5 WW mediadl musictribe media PLM data docs RK RS tfAtKseLkKeoqWz6S9jaq6oqL3l |||

User Manual **RHYTHM DESIGNER RD-8** Classic Analog Drum Machine with 16 Drum Sounds, 64 Step Sequencer, Wave Designer and Dual-Mode Filter 2 **RHYTHM DESIGNER RD-8** User Manual Table of Contents Thank

you..... 2 Important Safety Instruct...

lang:en score:20 filesize: 3.22 M page\_count: 30 document date: 2021-07-13




[\[pdf\]](#) Quick Start Guide Warranty

RHYTHM DESIGNER RD-8\_QSG\_CN mediadl musictribe media PLM data docs P0DG5

**RHYTHM DESIGNER RD-8** Classic Analogue Drum Machine with 16 Drum Sounds, 64 Step Sequencer, Wave Designer and Dual-Mode Filter V 5.0 2 **RHYTHM DESIGNER RD-8** , TS , , , , , , , 1. 2. 3. 4. 5. 6. 7. 8. , , 9. , 10. , , 11. 12. ...

lang:en score:16 filesize: 2.62 M page\_count: 8 document date: 2021-02-10




[\[pdf\]](#) Quick Start Guide Warranty

RHYTHM DESIGNER RD-8\_QSG\_JP mediadl musictribe media PLM data docs P0DG5

**RHYTHM DESIGNER RD-8** Classic Analogue Drum Machine with 16 Drum Sounds, 64 Step Sequencer, Wave Designer and Dual-Mode Filter V 5.0 2 **RHYTHM DESIGNER RD-8** . TS 1. 2. 3. 4. 5. 6. 7. 8. 9. 10. 11. 12. 13. 14. 15. ...

lang:tl score:16 filesize: 2.61 M page\_count: 8 document date: 2021-02-10




### [\[pdf\]](#) Quick Start Guide Warranty

RD 8 MKII QSG CN mediadl musictribe media PLM data docs P0EH9 |||

RD-8 MKII Classic Analogue Drum Machine with 16 Drum Sounds, 64 Step Sequencer, Wave Designer and Dual-Mode Filter V 1.0 2 RD-8 MKII , TS , , , , , , , 1. 2. 3. 4. 5. 6. 7. 8. , , 9. , 10. , , 11. 12. , , , , , 13....

lang:en score:13 filesize: 16.95 M page\_count: 8 document date: 2021-04-16




### [\[pdf\]](#) Quick Start Guide Warranty

RD 8 MKII QSG CNcdn mediavalet aunsz musictribe nVqoXosg5E sUIF eEM16Q VM5I

2kAMkii3tXvtyfiTw Original CN CNRD ||| ||| RD-8 MKII Classic Analogue Drum Machine with 16 Drum Sounds, 64 Step Sequencer, Wave Designer and Dual-Mode Filter V 1.0 2 RD-8 MKII , TS , , , , , , , 1. 2. 3. 4. 5. 6. 7. 8. , , 9. , 10. , , 11. 12. , , , , , 13. , 14. , , , , 15. 16. ,

RD-8 MKII Classic Analogue Drum Machine with 16 Drum Sounds, 64 Step Sequencer, Wave Designer and Dual-Mode Filter V 1.0 2 RD-8 MKII , TS , , , , , , , 1. 2. 3. 4. 5. 6. 7. 8. , , 9. , 10. , , 11. 12. , , , , , 13....

lang:en score:13 filesize: 16.95 M page\_count: 8 document date: 2021-04-16



### [\[pdf\]](#) Quick Start Guide Instructions Guide

BEHRINGER דגם RD 8 MKII מ שיווק בע מ אלקטרונית מבית QSG WW mediadl musictribe media PLM data docs P0EH9 |||

Quick Start Guide RD-8 MKII Classic Analog Drum Machine with 16 Drum Sounds, 64 Step Sequencer, Wave ... n p Hand Clap-ljudet. 46 RD-8 MKII RD-8 MKII Kontroller SE Kontroller Anslutningar p bakpanelen **RHYTHM DESIGNER RD-8** Sterowanica PL Sterowanica Sekcja glonoci Edytuj sekcj Quick Start Guide 4...

lang:en score:11 filesize: 22.99 M page\_count: 29 document date: 2021-04-16