

Firman W03383

FIRMAN W03383 Remote Start Gas Generator

Model: W03383

INTRODUCTION

The FIRMAN W03383 is a 3650/3300W electric/remote start gas generator designed for versatile power needs, ideal for home use, camping, or tailgating. It features a quiet 58dB Whisper Series muffler, a 1.8-gallon fuel tank providing up to 10 hours of run-time, and an ECO mode for fuel efficiency. The generator is equipped with a built-in parallel kit for increased power output when paired with other compatible inverter generators. Its Max Pro Series 193cc engine, featuring the Phoenix Fat Head Block, ensures cool and efficient operation. Weighing 104 lbs, it includes a built-in wheel kit and handle for maximum portability.



Image: The FIRMAN W03383 Remote Start Gas Generator, showcasing its compact design with wheels and control panel.

SAFETY INFORMATION

Always read and understand this manual before operating the generator. Failure to follow instructions can result in serious injury or death.

- **Carbon Monoxide Hazard:** Generators produce carbon monoxide, a colorless, odorless, poisonous gas. Operate generators outdoors only, far away from windows, doors, and vents.
- **Fire Hazard:** Gasoline is highly flammable. Store fuel in approved containers in a well-ventilated area. Do not refuel while the engine is running or hot.
- **Electrical Shock Hazard:** Do not operate the generator in wet conditions. Ensure all electrical connections are secure and properly grounded.
- **Hot Surfaces:** The muffler and engine components become very hot during operation and remain hot for some time after shutdown. Avoid contact.
- **Proposition 65 Warning:** This product can expose you to chemicals including carbon monoxide and benzene, which are known to the State of California to cause cancer and birth defects or other reproductive harm. For more information go to www.P65Warnings.ca.gov.

SETUP

1. **Unpacking:** Carefully remove the generator from its packaging. Inspect for any shipping damage.
2. **Wheel Kit and Handle Assembly:** Attach the wheels and handle according to the included assembly instructions. The generator weighs 104 lbs, so ensure proper lifting techniques or assistance.
3. **Add Engine Oil:** The generator is shipped without engine oil. Add the recommended type and amount of engine oil (included funnel and oil can be used). Do not overfill.
4. **Add Fuel:** Fill the fuel tank with fresh, unleaded gasoline. The tank capacity is 1.8 gallons. Ensure the fuel cap is securely tightened.
5. **Battery Connection:** Connect the battery terminals for electric and remote start functionality. Ensure the battery is charged for optimal performance of the electric and remote start features.



Image: Close-up view of the FIRMEN W03383 control panel, showing various outlets and controls.

OPERATING INSTRUCTIONS

Starting the Generator

1. **Placement:** Place the generator on a flat, level surface outdoors, away from any structures, windows, or vents.
2. **Fuel Valve:** Turn the fuel valve to the "ON" position.
3. **Choke:** If the engine is cold, move the choke lever to the "CHOKE" position.
4. **Starting Method:**
 - **Electric Start:** Press and hold the start button until the engine starts.
 - **Remote Start:** Use the remote key fob to start the generator. Ensure you are within range.
 - **Recoil Start:** Pull the recoil starter handle firmly and smoothly until the engine starts.
5. **Choke Adjustment:** Once the engine starts, slowly move the choke lever to the "RUN" position.
6. **ECO Mode:** The generator features an ECO mode to maximize fuel efficiency by varying power needed. Engage ECO mode for lighter loads.

Connecting Appliances

Once the generator is running stably, you can connect your appliances to the appropriate outlets. Ensure the total wattage of connected devices does not exceed the generator's running wattage (3300W) or starting wattage (3650W).



Image: The FIRMAN W03383 generator with a yellow power cord connected, demonstrating its use.

Stopping the Generator

1. **Disconnect Loads:** Disconnect all electrical loads from the generator.
2. **Engine Switch:** Turn the engine switch to the "OFF" position.
3. **Fuel Valve:** Turn the fuel valve to the "OFF" position.

MAINTENANCE

Regular maintenance is crucial for the longevity and safe operation of your generator.

Maintenance Schedule

Item	Frequency	Action
------	-----------	--------

Item	Frequency	Action
Engine Oil	First 20 hours, then every 50 hours or annually	Check level, change oil
Air Filter	Every 50 hours or annually (more often in dusty conditions)	Clean or replace
Spark Plug	Every 100 hours or annually	Inspect, clean, or replace
Fuel Filter	Annually or as needed	Inspect, replace

Storage: If storing the generator for an extended period, ensure the fuel tank is empty or treated with a fuel stabilizer to prevent fuel degradation. Store in a dry, well-ventilated area.

TROUBLESHOOTING

Common Issues and Solutions

Problem	Possible Cause	Solution
Engine will not start	No fuel; Low oil; Spark plug issue; Choke position incorrect; Dead battery (for electric/remote start)	Add fuel; Add oil; Inspect/clean/replace spark plug; Adjust choke; Charge/replace battery
Engine runs, but no power output	Circuit breaker tripped; Overload; Faulty outlet	Reset circuit breaker; Reduce load; Test outlets
Engine stalls during operation	Low fuel; Overload; Dirty air filter; Carburetor issue	Refuel; Reduce load; Clean/replace air filter; Consult service center
Excessive noise or vibration	Loose components; Improper placement; Engine issue	Check for loose parts; Ensure level surface; Consult service center

If problems persist after attempting these solutions, contact customer support or a qualified service technician.

SPECIFICATIONS

- Model Name:** W03383
- Brand:** Firman
- Starting Wattage:** 3650 Watts
- Running Wattage:** 3300 Watts
- Fuel Type:** Gas
- Engine Type:** 4 Stroke, 193cc
- Voltage:** 120 Volts
- Tank Volume:** 1.8 Gallons
- Run Time:** Up to 10 hours (at 25% load)
- Noise Level:** 58dB
- Item Weight:** 104 Pounds

Product Dimensions: 23.2"L x 17.8"W x 17.9"H

Special Features: Electric/Remote Start, ECO Mode, Parallel Capable

Total Power Outlets: 5



Image: Dimensional view of the FIRMAN W03383 generator, indicating its length, width, and height.

WARRANTY AND SUPPORT


This FIRMAN W03383 generator comes with a **3-Year Limited Warranty**. This warranty covers defects in material and workmanship under normal use and service.

For warranty claims, technical support, or replacement parts, please contact FIRMAN customer service. Have your model number (W03383) and serial number ready when contacting support.

Online Resources: Visit the official Firman website for additional resources, FAQs, and service center locations. You can also find more information on the [Firman Store on Amazon](#).



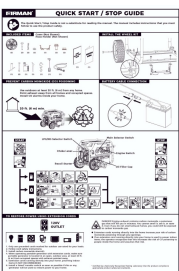


© 2024 Firman Generators. All rights reserved.

Related Documents - W03383



[FIRMAN WT05571 Tri-Fuel Portable Inverter Generator Operator's Manual](#)

Comprehensive operator's manual for the FIRMAN WT05571 Tri-Fuel Portable Inverter Generator, covering safe operation, features, maintenance, troubleshooting, and specifications for gasoline, LPG, and NG use.

	<p>FIRMAN WH03344 Dual Fuel Inverter Generator Operator's Manual</p> <p>Comprehensive operator's manual for the FIRMAN WH03344 Dual Fuel Inverter Generator. Covers features, safe operation, maintenance, troubleshooting, and specifications for gasoline and LPG use.</p>
	<p>FIRMAN WT05571 Tri-Fuel Portable Inverter Generator Operator's Manual</p> <p>This operator's manual provides essential information for the safe operation, maintenance, and troubleshooting of the FIRMAN WT05571 Tri-Fuel Portable Inverter Generator. Learn about its features, controls, and how to use it with gasoline, LPG, or natural gas.</p>
	<p>Firman Generator Quick Start / Stop Guide - T07573 Model Operation and Safety</p> <p>A concise quick start and stop guide for the Firman T07573 Tri-Fuel Generator, covering setup, operation, and critical safety information regarding carbon monoxide poisoning and extension cord usage.</p>
	<p>FIRMAN WH03242 Dual Fuel Inverter Generator Operator's Manual</p> <p>Comprehensive operator's manual for the FIRMAN WH03242 Dual Fuel Inverter Generator, covering safe operation, maintenance, troubleshooting, and specifications for both gasoline and LPG fuel types.</p>
	<p>FIRMAN WH02942 Dual Fuel Inverter Generator Owner's Manual</p> <p>This owner's manual provides comprehensive guidance on the safe operation, maintenance, and troubleshooting of the FIRMAN WH02942 Dual Fuel Inverter Generator, including safety warnings and warranty information.</p>