

Noma CTI1518012

Noma Pre-lit 9-Ft LED Cedar Christmas Garland Instruction Manual

Model: CTI1518012 | Brand: Noma

INTRODUCTION

This instruction manual provides essential information for the proper setup, operation, and maintenance of your Noma Pre-lit 9-Ft LED Cedar Christmas Garland. Please read this manual thoroughly before use and retain it for future reference.

The Noma Pre-lit 9-Ft LED Cedar Christmas Garland features 168 PE cedar needles and 35 warm white LED bulbs, designed for decorative use during the fall and winter seasons, including Christmas. It is battery-operated for flexible placement.

KEY FEATURES

- **Length:** 9 feet (approximately 2.74 meters)
- **Lighting:** 35 warm white LED bulbs
- **Construction:** 168 realistic PE cedar tips
- **Power Source:** Battery-operated (requires 3 AA batteries, not included)
- **Flexibility:** Durable and versatile design for easy shaping and placement
- **Usage:** Suitable for indoor and outdoor covered porch decoration

SETUP INSTRUCTIONS

1. **Unpacking:** Carefully remove the garland from its packaging. The garland may be compressed for shipping.

2. **Battery Installation:** Locate the battery compartment. Insert 3 AA batteries (not included) according to the polarity markings (+/-). Ensure the compartment is securely closed.
3. **Shaping the Garland:** Gently fluff and shape the cedar tips to achieve the desired fullness and appearance. The garland is designed to be flexible, allowing for various arrangements on mantels, railings, or doorways.
4. **Placement:** Position the garland in your desired location. For outdoor use, ensure the area is covered to protect the battery compartment from moisture.



Image: The Noma 9-Ft LED Cedar Christmas Garland uncoiled, showing its full length and natural appearance.



Hassle-Free Set-Up

No wires or plug-ins needed with 35 warm white battery-operated LEDs

Indoor & Outdoor

Perfect for your mantel, railing, banister, entryway, tree, and windows

168 Cedar Tips

With 168 cedar tips this garland creates a beautiful festive touch

Image: Close-up view highlighting the garland's features: hassle-free setup, indoor/outdoor suitability, and 168 cedar tips.

OPERATING INSTRUCTIONS

The LED lights on your Noma garland are controlled by a switch located on the battery compartment. Toggle the switch to the "ON" position to illuminate the lights. To turn off the lights, move the switch to the "OFF" position.

For optimal battery life, turn off the lights when not in use.

MAINTENANCE AND STORAGE

- **Cleaning:** To clean the garland, gently wipe with a soft, dry cloth. Do not use harsh chemicals or abrasive cleaners.
- **Battery Care:** If the garland will not be used for an extended period, remove the batteries to prevent leakage and corrosion.
- **Storage:** The garland is designed to be durable and easy to pack away. Gently compress the branches and store the garland in its original packaging or a suitable storage container in a cool, dry place during the offseason.



Image: The Noma 9-Ft LED Cedar Christmas Garland arranged on a table, showcasing its texture and the warm glow of its LED lights.

TROUBLESHOOTING

- **Lights Not Turning On:**

- Ensure the battery compartment switch is in the "ON" position.
- Check that the 3 AA batteries are inserted correctly with the correct polarity.
- Replace old or depleted batteries with new ones.

- **Dim Lights:**

- This typically indicates low battery power. Replace the batteries.

SPECIFICATIONS

Brand	Noma
Model Number	CTI1518012
ASIN	B07WH3D55J
UPC	012067708478
Color	Green
Material	Polyethylene
Item Weight	15.2 ounces
Mounting Type	Door Mount
Seasons	Fall, Winter
Occasion	Christmas
Date First Available	August 16, 2019

WARRANTY AND SUPPORT

This Noma Pre-lit 9-Ft LED Cedar Christmas Garland is covered by a **1-year limited warranty** from the date of purchase. This warranty covers manufacturing defects under normal use. Please retain your proof of purchase for warranty claims.

For support or warranty inquiries, please contact Noma customer service through their official channels. Refer to the product packaging or the Noma website for contact information.

Important Safety Information:

- Always check battery compartments for proper installation and integrity.
- Keep the product away from direct heat sources and open flames.
- Keep out of reach of children and pets to prevent choking hazards from small parts or battery ingestion.

- Do not immerse the battery compartment in water.

VISUAL AIDS




Image: The Noma 9-Ft LED Cedar Christmas Garland elegantly draped across a white mantelpiece, complemented by a matching wreath and other festive decorations.



Image: The Noma 9-Ft LED Cedar Christmas Garland extending from a mantelpiece, showcasing its length and how it can enhance a living space with festive ambiance.


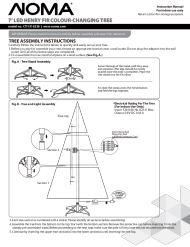


© 2023 Noma. All rights reserved.

Related Documents - CTI1518012



[NOMA 7' Maine Pre-lit Tree Assembly and Instruction Manual](#)

Detailed instructions for assembling, setting up, troubleshooting, and storing the NOMA 7' Maine Pre-lit Tree (model 151-9244-6). Includes electrical ratings, warranty information, and safety cautions.

	<p>NOMA Advanced Christmas Voice Command String Lights User Guide</p> <p>User guide for NOMA Advanced Christmas Voice Command String Lights, covering app setup, smart home assistant pairing (Google Home, Amazon Echo), and basic operation for indoor and outdoor use.</p>
	<p>NOMA 7' Boulevard Pencil Tree Assembly and Storage Instructions</p> <p>Comprehensive guide for setting up, storing, and troubleshooting your NOMA 7' Boulevard Pencil Tree. Includes safety warnings and warranty information.</p>
	<p>NOMA 7' LED Henry Fir Colour-Changing Tree Assembly and Care Instructions</p> <p>Comprehensive instruction manual for the NOMA 7' LED Henry Fir Colour-Changing Artificial Christmas Tree (Model CTI1516238). Covers assembly, light controller operation, battery replacement, storage, troubleshooting, spare parts, safety precautions, and warranty information.</p>
	<p>NOMA CTI1517215 Battery Operated Control Box User Manual Indoor Use</p> <p>Detailed user manual for the NOMA CTI1517215 battery-operated control box. Learn how to insert batteries, replace bulbs, operate the timer function, and understand safety warnings. Designed for indoor use.</p>
	<p>NOMA Advanced Christmas String Lights User Guide: Setup, App Control & Voice Commands</p> <p>Comprehensive user guide for NOMA Advanced Voice Command Christmas String Lights. Learn how to set up, control via the NOMA app, and integrate with Google Home and Amazon Alexa for smart holiday lighting.</p>