

Soundcore A3911

Soundcore Anker Liberty Neo True Wireless Earbuds User Manual

Model: A3911

INTRODUCTION

Welcome to the user manual for your Soundcore Anker Liberty Neo True Wireless Earbuds. These earbuds are designed to provide a high-quality audio experience with features tailored for active lifestyles. This manual will guide you through the setup, operation, maintenance, and troubleshooting of your device to ensure optimal performance.



Figure 1: Soundcore Anker Liberty Neo True Wireless Earbuds in their charging case.

WHAT'S IN THE BOX

Your Soundcore Anker Liberty Neo True Wireless Earbuds package includes the following items:

- Charging Case
- User Manual (this document)

- USB Charging Cable
- Multiple sizes of EarTips and WingTips for a secure fit



Figure 2: Included accessories with the Soundcore Anker Liberty Neo Earbuds.

SETUP

1. Charging Your Earbuds and Case

Before first use, fully charge both the earbuds and the charging case.

1. Place the earbuds into the charging case. Ensure they are correctly seated; the LED indicators on the earbuds will light up to confirm charging.
2. Connect the provided USB charging cable to the charging port on the case and to a power source. The LED indicators on the charging case will show the charging status.
3. Once fully charged, the LED indicators will turn solid or off, depending on the model.



Figure 3: Earbuds placed in the charging case.

2. Pairing with Your Device

The Liberty Neo earbuds feature one-step pairing for convenience.

1. Open the charging case. The earbuds will automatically enter pairing mode, and their LED indicators will flash white.
2. On your device (smartphone, tablet, etc.), enable Bluetooth.
3. Search for "Soundcore Liberty Neo" in the list of available Bluetooth devices and select it to connect.
4. Once connected, the LED indicators on the earbuds will turn solid white or off, indicating successful pairing.

UNBREAKABLE CONNECTIVITY

An LDS antenna, derived from satellite technology, is paired with Bluetooth 5.0.



Figure 4: Bluetooth pairing process on a smartphone.

OPERATING YOUR EARBUDS

1. Wearing the Earbuds

For optimal sound quality and a secure fit, choose the correct size of EarTips and WingTips. Insert the earbuds into your ears and twist them gently until they feel snug and comfortable.



Figure 5: Proper wearing of the earbuds for a secure fit.

2. Controls

The Liberty Neo earbuds feature intuitive touch controls:

- **Play/Pause:** Tap the multi-function button on either earbud once.
- **Next Track:** Double-tap the multi-function button on the right earbud.
- **Previous Track:** Double-tap the multi-function button on the left earbud.
- **Answer/End Call:** Tap the multi-function button on either earbud once.
- **Reject Call:** Press and hold the multi-function button on either earbud for 2 seconds.
- **Activate Voice Assistant:** Press and hold the multi-function button on either earbud for 1 second.

3. Sound Modes

While the Liberty Neo earbuds offer excellent passive noise isolation, they do not feature Active Noise Cancellation (ANC) or Transparency modes. They are designed to provide a rich audio experience with Soundcore's signature sound and BassUp technology.

MAINTENANCE

To ensure the longevity and optimal performance of your earbuds:

- Keep the earbuds and charging case clean and dry. Use a soft, dry cloth to wipe them.
- Avoid extreme temperatures.
- Do not use corrosive cleaners.
- The earbuds are IPX7 waterproof, meaning they can withstand sweat and rain. However, the charging case is not waterproof. Ensure earbuds are dry before placing them back in the case.



Figure 6: Earbuds demonstrating IPX7 waterproof rating.

TROUBLESHOOTING

If you encounter any issues with your earbuds, refer to the following common solutions:

Problem	Solution
Earbuds not pairing	Ensure earbuds are charged. Turn off Bluetooth on your device, then turn it back on. Try resetting the earbuds (refer to Soundcore support for specific reset instructions).
Only one earbud playing audio	Place both earbuds back into the charging case, close the lid, then open it again. Ensure both earbuds are connected to your device.
Poor sound quality	Ensure earbuds are clean and free of debris. Try different sized EarTips for a better seal. Check your device's audio settings.
Earbuds falling out	Experiment with different sizes of EarTips and WingTips to find the most secure and comfortable fit for your ears.

SPECIFICATIONS

Feature	Detail
Model Name	Liberty Neo
Model Number	A3911
Connectivity Technology	Wireless (Bluetooth 5.0)


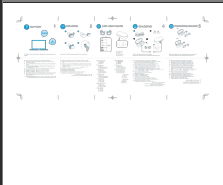



Feature	Detail
Water Resistance Level	IPX7 (Earbuds only)
Battery Life	8 Hours (Earbuds), 40 Hours with Charging Case
Audio Driver Type	Dynamic Driver (Graphene-enhanced)
Control Method	Touch
Item Weight	1.76 ounces
Product Dimensions	2.95 x 1.38 x 1.18 inches


WARRANTY AND SUPPORT

For warranty information and customer support, please refer to the official Soundcore website or contact their customer service directly. Keep your purchase receipt for warranty claims.

Online Support: Visit www.soundcore.com for FAQs, troubleshooting guides, and contact information.

Related Documents - A3911

	<p>Soundcore Liberty Neo True Wireless Earbuds User Manual</p> <p>Comprehensive user manual for the Soundcore Liberty Neo true wireless stereo earbuds, covering setup, pairing, usage, controls, and specifications. Learn how to charge, wear, and connect your earbuds.</p>
	<p>Soundcore Liberty Neo Wireless Earbuds Quick Start Guide</p> <p>Concise guide for Soundcore Liberty Neo wireless earbuds, covering setup, wearing, LED indicators, charging, powering on/off, pairing, button controls, and reset procedures.</p>
	<p>Soundcore Liberty Neo User Manual: Setup, Controls, and Specifications</p> <p>This user manual provides detailed instructions for the Soundcore Liberty Neo Bluetooth headphones, covering setup, usage, controls, and specifications. Learn how to wear, charge, pair, and operate your earbuds for an optimal listening experience.</p>
	<p>Soundcore Liberty Neo User Manual</p> <p>User manual for the Soundcore Liberty Neo wireless earbuds, covering setup, charging, controls, and specifications.</p>
	<p>Soundcore Liberty 3 Pro User Manual</p> <p>Comprehensive user manual for the Soundcore Liberty 3 Pro true wireless earbuds, detailing setup, features like HearID ANC and LDAC, controls, and app integration for an enhanced audio experience.</p>

	<p>Soundcore Liberty 4 NC True Wireless Earbuds User Manual and Specifications</p> <p>Comprehensive guide to Soundcore Liberty 4 NC true wireless earbuds, covering app integration, wearing instructions, charging, powering on, pairing, dual connections, manual pairing, controls, ambient sound modes, LDAC codec, wearing detection, powering off, reset procedures, LED light guide, firmware updates, and detailed technical specifications.</p>
---	--