

Kooduu NLPBlack

Nordic Light Pro Lamp & Bluetooth Speaker User Manual

Model: NLPBlack

Brand: Kooduu

INTRODUCTION

The Kooduu Nordic Light Pro is a versatile device that combines ambient lighting with high-quality audio. It features a unique design allowing it to function as an oil lamp or a tealight holder, alongside a powerful Bluetooth speaker. This manual provides essential information for setting up, operating, maintaining, and troubleshooting your Nordic Light Pro.



Image: The Nordic Light Pro, showcasing its elegant design with a lit flame and integrated speaker base.

SETUP

Unpacking

Carefully remove all components from the packaging. Ensure you have the Nordic Light Pro unit, a USB Type-C charging cable, and the user manual.

Charging the Device

Before first use, fully charge the Nordic Light Pro. Connect the supplied USB Type-C cable to the charging port located on the device and plug the other end into a compatible USB power adapter (not included). The charging indicator will show the charging status. A full charge provides up to 10 hours of music streaming.



Image: Rear view of the Nordic Light Pro, highlighting the USB-C charging port and power button.

Inserting the Light Source

The Nordic Light Pro is designed to accommodate either an oil cartridge or a standard tealight candle. Ensure the device is stable before inserting or lighting any flame. Follow the instructions provided with your oil cartridge for safe installation and refilling, or simply place a tealight candle in the designated holder.

OPERATING INSTRUCTIONS

Power On/Off

To turn on the Nordic Light Pro, press and hold the power button located on the back of the device until you hear an audible confirmation or see an indicator light. To turn off, press and hold the power button again.

Bluetooth Pairing

1. Ensure the Nordic Light Pro is powered on.
2. Activate Bluetooth on your mobile device (smartphone, tablet, etc.).
3. Search for available Bluetooth devices. The Nordic Light Pro will appear as "Nordic Light Pro" or similar.
4. Select the device to pair. Once connected, you will hear a confirmation sound.


Music Streaming


Once paired, you can stream audio from any music application on your connected device. Adjust volume directly from your mobile device.


Multi-Connect Feature

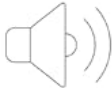
The Nordic Light Pro supports connecting multiple units for an expanded audio experience. Refer to the Kooduu app or manufacturer's website for detailed instructions on how to link multiple devices wirelessly within a 40-meter range.


kooduu**Nordic Light Pro**





Bluetooth


Mehrfachverbindung


2 x 25 W Lautsprecher


Musik streamen


shine LED
kompatibel



kooduu Öl
kompatibel

Image: Visual representation of Nordic Light Pro features, including Bluetooth connectivity, multi-connect capability, and speaker function.

Light Operation

The light function operates independently of the speaker. Ensure the oil cartridge is filled or a tealight is placed correctly. Light the wick or candle using a suitable igniter. Always exercise caution when dealing with open flames.



Image: The Nordic Light Pro providing ambient light and music in an outdoor setting.

MAINTENANCE

Cleaning

To clean the Nordic Light Pro, ensure it is turned off and cool. Use a soft, dry cloth to wipe the exterior. For the glass component, a slightly damp cloth can be used, followed by a dry cloth to prevent streaks. Do not use abrasive cleaners or immerse the device in water.

Oil/Tealight Replacement

For oil lamps, follow the specific instructions for your oil cartridge for refilling or replacement. For tealights, replace the candle once it has burned down. Always ensure the device is cool before handling the light source.

TROUBLESHOOTING

Problem	Possible Cause	Solution
Device does not turn on	Low battery; Power button not pressed correctly	Charge the device fully; Press and hold the power button for a few seconds
No sound from speaker	Not paired; Volume too low; Device out of range	Ensure Bluetooth is paired; Increase volume on connected device; Move device closer to speaker
Cannot pair Bluetooth	Device not in pairing mode; Already connected to another device	Restart the Nordic Light Pro and your mobile device; Disconnect from other devices
Light does not ignite/stay lit	Oil cartridge empty/incorrectly installed; Tealight used up; Wick issues	Refill or replace oil cartridge; Replace tealight; Trim wick if necessary

SPECIFICATIONS

Feature	Detail
Brand	Kooduu
Model Name	Nordic Light Pro black
Model Number	NLPBlack
Dimensions (L x W x H)	14 x 14 x 17.7 cm
Item Weight	1.1 Kilograms
Connectivity Technology	Bluetooth, USB
Bluetooth Version	4.2
Speaker Type	Multi-piece
Speaker Output Power	25 Watts (2 x 25W speakers)
Max Speaker Output Power	150 Watts
Impedance	3 ohms
Battery Life	Up to 10 hours
Battery Type	1 Lithium-ion (included)
Controller Type	App Control
Special Features	Bluetooth, Oil Lamp/Tealight compatible, Multi-connect

Feature	Detail
Color	Black



Black



Silver



Green

Image: The Nordic Light Pro is available in Black, Silver, and Green finishes.

WARRANTY AND SUPPORT

Specific warranty information for the Nordic Light Pro is not provided in this manual. For details regarding warranty coverage, terms, and conditions, please refer to the documentation included with your purchase or visit the official Kooduu website. For technical support or further assistance, please contact Kooduu customer service through their official channels. Official Kooduu Website: www.kooduu.com