

## Hasbro Gaming E6678

# Hasbro Gaming The Game of Life Junior Board Game Instruction Manual

Model: E6678  
Brand: Hasbro Gaming

## 1. INTRODUCTION

The Game of Life Junior offers a simplified and engaging introduction to the classic Game of Life, designed for younger players. This edition focuses on a family vacation theme, allowing children to make choices and experience various adventures on the game board. The objective is to collect the most stars by the end of the game.

### Key Features:

- **Simplified Gameplay:** An easy-to-understand version of The Game of Life, perfect for kids aged 5 and up.
- **Family Vacation Theme:** Players choose vehicles and embark on a vacation adventure, visiting various destinations.
- **Action Cards:** Encounter surprises, earn money, or lose stars through engaging Action cards.
- **VIP Tickets:** Collect VIP tickets for special advantages at specific locations.
- **Interactive Board:** The game board features fun spaces and multiple paths to explore.

## 2. COMPONENTS

Before starting the game, ensure all components are present:

- 1 Gameboard
- 4 Tokens (Car, Train, Ship, Plane)
- 1 Spinner and Base
- 88 Cards (Action, VIP Ticket, Destination)
- Money Pack (\$1 bills)
- Star Tokens
- Game Guide



Image: The back of the Game of Life Junior box, illustrating the various game components included.

### 3. SETUP

1. **Unfold the Gameboard:** Place the gameboard on a flat surface.
2. **Assemble the Spinner:** Attach the spinner to its base and place it in the designated spot on the gameboard.
3. **Prepare Cards:** Separate the Action cards, VIP Ticket cards, and Money cards into their respective piles. Shuffle each pile and place them face down in their designated areas on the board or nearby.
4. **Distribute Starting Money:** Each player receives \$3 from the Money Pack.
5. **Distribute VIP Tickets:** Each player randomly receives three VIP Ticket cards. Keep these hidden from other players.
6. **Choose a Token:** Each player selects one of the four vehicle tokens (car, train, ship, or plane) and places it on the corresponding colored 'Start' space on the gameboard.
7. **Star Tokens:** Place the star tokens in a common pile accessible to all players.



Image: A close-up view of the Game of Life Junior board, showing the spinner, player tokens, and various game spaces.

## 4. GAMEPLAY

---

### Objective:

The first player to collect 10 stars wins the game.

### Player Turn:

1. **Spin the Spinner:** On your turn, spin the spinner to determine how many spaces you move.
2. **Move Your Token:** Move your vehicle token along the path according to the number spun. Follow the arrows on the spaces. You do not have to use all your moves if you wish to stop on a specific space earlier.
3. **Land on a Space:** Follow the instructions on the space you land on. This may involve drawing an Action card, paying money, or collecting stars.

### Action Cards:

When you land on a space requiring an Action card, draw the top card from the Action pile. These cards present various scenarios:

- **Animal Action:** Perform an action like walking like a penguin or making a fish face. If other players guess correctly, you earn stars.
- **Activity Action:** Engage in conversation about favorite experiences or other fun topics.
- **Event Action:** Experience setbacks like losing luggage or forgetting a swimsuit, which may result in losing money or stars.
- Some cards may award money or stars directly.

## VIP Tickets:

VIP Tickets correspond to specific locations on the board (e.g., Castle, Ice Cream Parlor). If you land on a location for which you have a VIP Ticket, you can choose to play the ticket to gain an extra star in addition to any stars earned from the space itself. Once a VIP Ticket is used, turn it over to its 'Used Ticket' side.

## Winning the Game:

The game continues until one player collects 10 stars. That player is the winner!

Your browser does not support the video tag.

Video: A product overview demonstrating the components and basic gameplay of The Game of Life Junior.

## 5. MAINTENANCE

---

To ensure the longevity of your game and easy storage:

- **Disassemble the Spinner:** Carefully remove the spinner from its base.
- **Fold the Gameboard:** Fold the gameboard along its creases.
- **Organize Components:** Place all cards, money, tokens, and the spinner components back into their designated compartments within the game box. Using small bags or rubber bands for cards can help keep them organized.
- **Store Properly:** Store the game box in a cool, dry place away from direct sunlight to prevent warping or fading.

## 6. TROUBLESHOOTING

---

If you encounter any issues during gameplay, consider the following:

- **Spinner Malfunction:** Ensure the spinner is correctly attached to its base and is not obstructed. If it's loose, re-attach it firmly.
- **Missing Pieces:** Double-check the game box and surrounding play area for any misplaced components.
- **Rule Clarification:** Refer to this instruction manual or the included game guide for any rule ambiguities.

## 7. SPECIFICATIONS

---

- **Product Dimensions:** 1.63 x 13.13 x 10.5 inches
- **Item Weight:** 8 ounces
- **Item Model Number:** E6678
- **Manufacturer Recommended Age:** 5 years and up



- **Number of Players:** 2-4 Players
- **Release Date:** January 1, 2020
- **Manufacturer:** Hasbro









Image: A diagram illustrating the product dimensions of the Game of Life Junior box.

## 8. WARRANTY AND SUPPORT

For information regarding product warranty, replacement parts, or further support, please visit the official Hasbro Gaming website or contact their customer service department. Contact details can typically be found on the game packaging or their official website.

### Related Documents - E6678

	<p><a href="#">Perfection Board Game: How to Play and Set Up</a></p> <p>Instructions and guide for playing the Perfection board game, including setup, single-player mode, and multi-player mode.</p>
	<p><a href="#">Monopoly Junior: Peppa Pig Edition - Official Game Rules and Instructions</a></p> <p>Learn how to play Monopoly Junior: Peppa Pig Edition with these official rules and instructions. Discover setup, gameplay, winning conditions, and board space details for this fun family board game.</p>
	<p><a href="#">Monopoly: Deadpool Edition - Game Rules and Instructions</a></p> <p>Official rules and instructions for the Monopoly: Deadpool Edition board game. Learn how to set up, play, buy properties, build headquarters and D-Mansions, and win the game.</p>

	<p><a href="#">Monopoly Junior Super Mario Edition: Rules and Gameplay</a></p> <p>Learn how to play Monopoly Junior Super Mario Edition, a fast-dealing property trading game featuring characters from the Super Mario universe. This guide covers setup, gameplay, board spaces, winning conditions, and advanced rules.</p>
	<p><a href="#">Monopoly Deal Card Game - Fast-Paced Family Fun by Hasbro Gaming</a></p> <p>Discover Monopoly Deal, the quick-playing card game version of Monopoly. Swap, steal, and scheme your way to victory in this fast-paced property trading game for families and kids, model G0351.</p>
	<p><a href="#">Monopoly: Stranger Things Edition - Official Rulebook and Game Guide</a></p> <p>Learn how to play the Monopoly: Stranger Things Edition board game. This guide covers setup, gameplay, special rules for Vecna's Gates, Cassette Tapes, and winning conditions. Features characters and locations from the Netflix series.</p>