

MEEDEN 149PCS Art Supplies with French Easel

MEEDEN 149PCS Art Supplies with French Easel Instruction Manual

Model: 149PCS Art Supplies with French Easel
Brand: MEEDEN

1. INTRODUCTION

Welcome to the world of artistic expression with your new MEEDEN 149PCS Art Supplies with French Easel. This comprehensive set is designed to provide artists of all levels with a wide array of high-quality tools and materials to explore various painting techniques. This manual will guide you through the setup, operation, and maintenance of your art set, ensuring a fulfilling creative experience.



Figure 1: The complete MEEDEN 149PCS Art Supplies with French Easel set, showcasing the easel and various art materials.

2. PACKAGE CONTENTS

Your MEEDEN 149PCS Art Supplies with French Easel includes the following items:

- 1 French Easel
- 12 x 22ml Basic Acrylic Paints
- 12 x 22ml Metallic Acrylic Paints
- 24 x 22ml Oil Paints
- 24 x 12ml Watercolor Paints
- 24 x 12ml Gouache Paints
- 10 Oil Paintbrushes
- 10 Watercolor Paintbrushes
- 10 Acrylic Paintbrushes
- 2 Detail Paintbrushes
- 1 Canvas Pad

- 1 Disposable Palette Pad
- 1 Watercolor Sketchbook
- 1 Stretched Canvas & Panels Set
- 1 Wooden Palette
- 1 Plastic Palette
- 1 Color Wheel
- 2 Palette Knives
- 1 Drawing Pencil
- 1 Eraser
- 1 Plastic Box



Figure 2: A detailed view of all the components included in your art set.

3. SETUP INSTRUCTIONS


3.1 French Easel Assembly

The French easel is handcrafted from solid European beech wood and comes largely pre-assembled for your convenience. It is designed for both sitting and standing positions, with a fully adjustable height ranging from 57 to 72 inches. To set up your easel:

1. Carefully unpack the easel from its packaging.
2. Unfold the legs and adjust them to your desired height and stability. Ensure all locking mechanisms are securely fastened.
3. Adjust the canvas support to the appropriate angle and height for your artwork.
4. Utilize the 2-layer storage drawer for organizing your paints, brushes, and other small tools.



Figure 3: Easel dimensions and setup options for tabletop and standing use.



Features



Figure 4: The easel features a convenient handle and shoulder strap for portability.

3.2 Organizing Your Supplies

The set includes various types of paints and brushes. Consider organizing them by type (acrylic, oil, watercolor, gouache) and size for easy access during your creative process. The easel's storage drawer is ideal for keeping frequently used items close at hand.

4. OPERATING INSTRUCTIONS

4.1 Paint Usage Guidelines

Your set includes 96 vibrant colors across four mainstream techniques:

- **Basic Acrylic Paints:** 12 x 22ml tubes. These paints are versatile, quick-drying, and water-soluble when wet, becoming water-resistant when dry.
- **Metallic Acrylic Paints:** 12 x 22ml tubes. Offer a characteristic metal-like luster, perfect for adding unique effects.
- **Oil Paints:** 24 x 22ml tubes. Known for their rich pigmentation and slow drying time, allowing for extended blending and layering.

- **Watercolor Paints:** 24 x 12ml tubes. Transparent and re-wettable, ideal for washes and delicate layering.
- **Gouache Paints:** 24 x 12ml tubes. Opaque watercolors, offering vibrant, matte finishes and excellent coverage.

All MEEDEN paints conform to AP and CE standards and have passed ASTM D-4236 testing, ensuring safety and quality.



Figure 5: An overview of the different paint types included in the set.

4.2 Brush Selection and Usage

The set includes 30 paintbrushes suitable for various techniques:

- **Oil Paintbrushes (10 pieces):** High tenacity hog bristles, sturdy and durable, designed to pick up a great amount of paint.
- **Acrylic Paintbrushes (10 pieces):** Artist-grade nylon hair with super polymerization, water absorption, and elasticity.
- **Watercolor/Gouache Paintbrushes (10 pieces):** High-tech polymeric nylon hair with excellent water-control and long-lasting durability.
- **Detail Paintbrushes (2 pieces):** For fine lines and intricate work.



Figure 6: Assortment of paintbrushes for different media.

4.3 Canvas and Paper Preparation

Your set provides a variety of surfaces for your artwork:

- **Stretched Canvas & Panels Set:** Includes various sizes (e.g., 16"x20", 11"x14", 10"x10"). These are 100% cotton, 4-layer primed with 8 oz gesso, 280gsm, and acid-free.
- **Canvas Pad:** 10 sheets of 100% cotton, 4-layer primed, 8 oz gesso, 280gsm.
- **Watercolor Sketchbook:** 100% cotton, cold-pressed, acid-free paper, ideal for watercolor techniques.
- **Disposable Palette Pad:** 20 sheets with a waxed surface, degradable and recyclable, for easy paint mixing.

5. MAINTENANCE

5.1 Easel Care

To ensure the longevity of your French easel, wipe it down with a dry or slightly damp cloth after each use to remove any paint residue. Avoid using harsh chemicals that may damage the wood finish. Store the easel in a dry environment to

prevent warping or damage.

5.2 Brush Cleaning and Storage

Proper cleaning of your paintbrushes is crucial for their lifespan:

1. **Acrylic & Watercolor Brushes:** Rinse immediately with water after use until all paint is removed. For stubborn paint, use mild soap and water.
2. **Oil Brushes:** Clean with a suitable brush cleaner or mineral spirits, then wash with soap and water.
3. Reshape the bristles gently and allow brushes to dry completely before storing them upright or flat to prevent damage to the bristles.

5.3 Paint Storage

Ensure paint caps are tightly sealed after each use to prevent drying. Store paints at room temperature, away from direct sunlight or extreme temperatures.

6. TROUBLESHOOTING

6.1 Easel Stability Issues

If your easel feels wobbly, ensure all leg extensions are fully extended and their locking mechanisms are securely tightened. Check that the canvas support is properly seated and locked into place.

6.2 Paint Consistency

If acrylic or gouache paints appear too thick, you can thin them slightly with water. For oil paints, use a small amount of linseed oil or a suitable oil painting medium to adjust consistency. If paints have dried in the tube, they may not be recoverable.

6.3 Brush Stiffness

If brushes become stiff due to dried paint, soak them in warm water with a mild soap (for water-based paints) or appropriate solvent (for oil paints) for a few hours, then clean thoroughly. Regular cleaning after each use prevents this issue.

7. SPECIFICATIONS

Feature	Detail
Brand	MEEDEN
Model	149PCS Art Supplies with French Easel
Easel Material	Beech Wood
Easel Dimensions (D x W x H)	18.7"D x 25.59"W x 9.84"H
Easel Adjustable Height	57" - 72"
Item Weight	28.6 pounds (13 Kilograms)
Paint Types Included	Basic Acrylic, Metallic Acrylic, Oil, Watercolor, Gouache
Number of Paint Colors	96 (total across types)




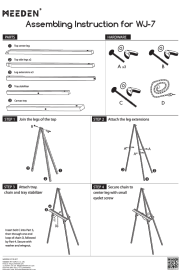

Number of Brushes	30 (Oil, Watercolor, Acrylic) + 2 Detail Brushes
Canvas/Paper Types	Stretched Canvas, Canvas Panels, Canvas Pad, Watercolor Sketchbook, Disposable Palette Pad

8. WARRANTY AND SUPPORT

MEEDEN is committed to providing high-quality art supplies and ensuring customer satisfaction. If you encounter any issues with your product or require assistance, please contact MEEDEN customer support. We stand by the quality of our products and are dedicated to helping you succeed in your artistic endeavors.

For more information and support, please visit the official MEEDEN store:[MEEDEN Store on Amazon](#)

Related Documents - 149PCS Art Supplies with French Easel

	<p>MEEDEN DHJ-3 Art Easel: Assembly Instructions and Product Warranty</p> <p>Comprehensive assembly instructions and warranty information for the MEEDEN DHJ-3 Art Easel. Learn how to assemble your easel and understand its limited lifetime warranty.</p>
	<p>MEEDEN XSZ-4/ES-6008 Drafting Table Assembly and Warranty Information</p> <p>Comprehensive guide for the MEEDEN XSZ-4/ES-6008 drafting table, including assembly instructions, part lists, hardware details, and limited lifetime warranty information.</p>
	<p>MEEDEN W10B Art Easel Assembly Instructions and Warranty</p> <p>Detailed assembly instructions and limited lifetime warranty information for the MEEDEN W10B Art Easel. Includes a parts list, step-by-step assembly guide, and warranty terms for original purchasers.</p>
	<p>MEEDEN WJ-7 Art Easel Assembly Instructions</p> <p>Step-by-step guide for assembling the MEEDEN WJ-7 art easel, including parts, hardware, and detailed instructions for a secure and stable setup.</p>
	<p>MEEDEN KIDS DB-T10 Art Table and Chair Set: Assembly Guide & Warranty</p> <p>Comprehensive assembly instructions and product warranty details for the MEEDEN KIDS DB-T10 Art Table and Chair Set. Find part lists, hardware guides, and step-by-step assembly procedures for your child's art desk.</p>