

ZTE R219z

ZTE Vodafone 4G Mobile Broadband Hotspot User Manual

Model: R219z | Brand: ZTE

INTRODUCTION

This manual provides essential information for the safe and efficient operation of your ZTE Vodafone 4G Mobile Broadband Hotspot (Model R219z). Please read this manual thoroughly before using the device to ensure proper setup, usage, and maintenance. Keep this manual for future reference.

PACKAGE CONTENTS

Verify that all items are present in your product package:

- ZTE Vodafone 4G Mobile Broadband Hotspot (Model R219z)
- Mains charger
- Quick Start Guide (if included)
- Safety Information (if included)

PRODUCT OVERVIEW

The ZTE Vodafone 4G Mobile Broadband Hotspot is a portable device designed to provide high-speed internet access via a 4G mobile network. It allows multiple devices to connect wirelessly to the internet.

Device Layout



Figure 1: Front view of the ZTE Vodafone 4G Mobile Broadband Hotspot. The screen displays icons for signal strength, Wi-Fi status, new messages, and battery level.



Figure 2: Angled view of the hotspot, highlighting the power button and the WPS (Wi-Fi Protected Setup) button on the side. A small reset pinhole is also visible.



Figure 3: Bottom view of the device, showing the micro USB port used for charging the hotspot.



Figure 4: Back view of the hotspot, displaying the product label with regulatory information, including the model number R219z and FCC ID.

Key Features:

- 4G connectivity with speeds up to 150 Mbps.
- Supports WPA2 encryption for secure Wi-Fi connections.
- Operates on Wifi 2.4 GHz frequency.
- Offers approximately 8 hours of battery life during active use and 250 hours on standby.
- Allows up to 10 devices to connect simultaneously.

SETUP

Inserting the SIM Card and Battery

1. Ensure the device is powered off.
2. Remove the back cover of the hotspot.
3. Insert your 4G compatible SIM card into the SIM card slot with the gold contacts facing down and the notched corner aligned correctly.
4. Insert the battery into its compartment, ensuring the contacts align.
5. Replace the back cover until it clicks into place.

Charging the Device

1. Connect the provided mains charger to the micro USB port on the hotspot (refer to Figure 3).
2. Plug the charger into a power outlet.
3. The battery indicator on the screen will show charging status. Allow the device to fully charge before first use.

OPERATING INSTRUCTIONS

Powering On/Off

- To power on: Press and hold the Power button (refer to Figure 2) until the screen illuminates.
- To power off: Press and hold the Power button until the device shuts down.

Connecting Devices to the Hotspot

1. Ensure the hotspot is powered on and has a stable 4G signal.
2. On your Wi-Fi enabled device (e.g., smartphone, tablet, laptop), open the Wi-Fi settings.
3. Search for available Wi-Fi networks. The hotspot's network name (SSID) and password (Wi-Fi Key) are typically found on a label inside the battery compartment or on the device's packaging.
4. Select the hotspot's SSID from the list.
5. Enter the Wi-Fi Key when prompted.
6. Your device should now be connected to the internet via the hotspot.

Using WPS (Wi-Fi Protected Setup)

WPS allows for a quick connection without manually entering the password:

1. On the hotspot, press the WPS button (refer to Figure 2) for a few seconds until the WPS indicator on the screen starts blinking.
2. Within two minutes, activate WPS on your client device (e.g., by pressing the WPS button on a router, or selecting the WPS option in your device's Wi-Fi settings).
3. The devices will automatically connect.

MAINTENANCE

- **Cleaning:** Use a soft, dry cloth to clean the device. Do not use liquid cleaners or aerosols.
- **Storage:** Store the device in a cool, dry place away from direct sunlight and extreme temperatures.
- **Battery Care:** To prolong battery life, avoid fully discharging the battery frequently. Charge the device regularly, even if not in use for extended periods.
- **Software Updates:** Periodically check for firmware updates through the device's web interface (if available) to ensure optimal performance and security.

TROUBLESHOOTING

Problem	Possible Cause	Solution
No internet connection	No SIM card, incorrect APN settings, no network signal, data limit reached.	Ensure SIM card is inserted correctly. Check network signal strength. Verify APN settings via the web interface. Contact your service provider.
Cannot connect to Wi-Fi	Incorrect Wi-Fi password, device too far from hotspot, Wi-Fi disabled on client device.	Verify Wi-Fi password. Move closer to the hotspot. Ensure Wi-Fi is enabled on your device.

Problem	Possible Cause	Solution
Hotspot not powering on	Low battery, faulty battery, power button issue.	Charge the device. Try a different charger. If problem persists, contact support.
Slow internet speed	Weak signal, network congestion, too many connected devices.	Move to an area with better signal. Disconnect unnecessary devices.




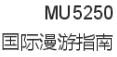

SPECIFICATIONS

Feature	Detail
Brand	ZTE
Model Name	R219z
Product Dimensions	11 x 6.3 x 1.2 cm
Weight	222 g
Batteries	1 Lithium Ion battery (included)
Connectivity Technology	Wi-Fi
Wireless Communication Standard	2.4 GHz Radio Frequency
Frequency Band Class	Dual-Band
Special Feature	WPS
Compatible Devices	Personal Computer, Tablet, Smart Television
Recommended Uses	Home, Business
Included Components	Mains charger

WARRANTY AND SUPPORT

For warranty information and technical support, please refer to the warranty card included with your product or visit the official ZTE or Vodafone support website. Keep your proof of purchase for warranty claims.

If you encounter issues not covered in the troubleshooting section, please contact the manufacturer's customer service or your service provider for assistance.

	<p>ZTE MF920U Quick Start Guide: Setup, Connection, and Usage</p> <p>Get started quickly with the ZTE MF920U 4G Mobile Hotspot. This guide covers device appearance, installation, connecting via Wi-Fi and USB, configuration, troubleshooting, safety, and warranty information.</p>
	<p>ZTE MF993C 4G LTE Mobile Hotspot User Manual</p> <p>Get started with your ZTE MF993C 4G LTE mobile hotspot. This user manual provides essential information on setup, Wi-Fi and USB connections, device management, safety guidelines, and troubleshooting.</p>
	<p>ZTE MF920U Quick Start Guide: Connect to the Internet</p> <p>A comprehensive quick start guide for the ZTE MF920U mobile hotspot, covering setup, Wi-Fi and USB connection, configuration, troubleshooting, and safety information.</p>
	<p>MU5250 International Roaming Guide - ZTE Portable WiFi</p> <p>Comprehensive guide for the ZTE MU5250 portable WiFi device, covering setup, SIM card management, international roaming, connectivity, and troubleshooting.</p>
	<p>ZTE MF93D Wireless Broadband Modem User Manual</p> <p>User manual for the ZTE MF93D Wireless Broadband Modem provided by Maxis, detailing setup, connection methods (Wi-Fi, USB), internet access, PC configuration, warnings, and troubleshooting.</p>

<p>MF79U</p> <p>Quick Start Guide</p>	<p>MF79U 4G Mobile Hotspot Quick Start Guide</p> <p>Get started quickly with the ZTE MF79U 4G Mobile Hotspot. This guide covers device appearance, installation, connection, configuration, and troubleshooting.</p>
---------------------------------------	--

Documents - ZTE – R219z



[pdf] User Manual Quick Start Guide Guide

Microsoft Word 7 R219z quick start guide V1 1 FCC Administrator user manual ZTE Corporation R219Z Vodafone Mobile WiFi SRQ SRQR219Z r219z

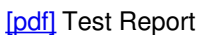

Get connected Vodafone Mobile Wi-Fi **R219z** Vodafone Power to you 1 1Open 2 2Insert microSIM Note: usage of SIM card adapters could damage the SIM card card reader. 3 3 Charge 4 4Start Push and hold the power key 5 5Connect Choose Wi-Fi on your computer, smartphone or tablet settings, then s...

lang:en score:43 filesize: 142.29 K page_count: 21 document date: 2019-12-13



[pdf] SAR Rating

10010230 RF exposure ZTE Corporation R219Z Vodafone Mobile WiFi SRQ SRQR219Z r219z ZTE Corporation POWER OF ATTORNEY DATE: 12/12/2019 To: Federal Communications Commission, Authorizat ... gy Shanghai Co., Ltd. /Huang Ting on our behalf, to apply to FCC on our equipment for FCC ID: SRQ-**R219Z**. Any and all acts carried out by TA Technology Shanghai Co., Ltd. / Huang Ting on our behalf... lang:tl score:30 filesize: 48.3 K page_count: 1 document date: 2019-12-17



EMC TEST REPORT Applicant ZTE Corporation FCC ID SRQ-**R219Z** Product
Vodafone Mobile WiFi Marketing **R219z** Model **R219z** Report No. R1911A0657-E1V1
Issue Date December 18, 2019 TA Technology Shanghai Co., Ltd. tested the above
equipment in accordance with the requirements in FCC Code CFR47 P...
lang:en score:30 filesize: 346.89 K page count: 17 document date: 2019-12-18



EMC TEST REPORT Applicant ZTE Corporation FCC ID SRQ-**R219Z** Product
Vodafone Mobile WiFi Marketing **R219z** Model **R219z** Report No. R1911A0657-E1V1
Issue Date December 18, 2019 TA Technology Shanghai Co., Ltd. tested the above
equipment in accordance with the requirements in FCC Code CFR47 P...
lang:en score:30 filesize: 346.89 K page_count: 17 document date: 2019-12-18




RF TEST REPORT

Applicant ZTE Corporation
FCC ID SRQ-R219Z
Product Vodafone Mobile WiFi
Marketing R219z
Model R219z
Report No. R1911A0657-R2V2
Issue Date December 24, 2019

TA Technology (Shanghai) Co., Ltd. tested the above equipment in accordance with the requirements in FCC CFR47 Part 2 (2015) FCC CFR 47 Part 2.405 (2015). The test results show that the equipment tested is capable of demonstrating compliance with the requirements as documented in this report.

 
 Performed by: Peng Tao Approved by: Rui Xu

TA Technology (Shanghai) Co., Ltd.
 No. 240, Jintong Rd., Songjiang Industry Park, Shanghai, China
 TEL: +86-21-50761545/9
 FAX: +86-21-50761542/9-8800

[\[pdf\]](#) Declaration of Conformity Test Report

Microsoft Word R1911A0657 R2V2 ZTE R219Z VDF FCC Part24 doc Administrator Test Report Part 24 Corporation Vodafone Mobile WiFi SRQ SRQR219Z r219z

RF TEST REPORT Applicant ZTE Corporation FCC ID SRQ-**R219Z** Product Vodafone Mobile WiFi Marketing **R219z** Model **R219z** Report No. R1911A0657-R2V2 Issue Date December 24, 2019 TA Technology Shanghai Co., Ltd. tested the above equipment in accordance with the requirements in FCC CFR47 Part 2 ...

lang:en **score:28** filesize: 1.24 M page_count: 31 document date: 2019-12-24




RF TEST REPORT

Applicant ZTE Corporation
FCC ID SRQ-R219Z
Product Vodafone Mobile WiFi
Marketing R219z
Model R219z
Report No. R1911A0657-R1V2
Issue Date December 24, 2019

TA Technology (Shanghai) Co., Ltd. tested the above equipment in accordance with the requirements in FCC CFR47 Part 2 (2015) FCC CFR 47 Part 2.405 (2015). The test results show that the equipment tested is capable of demonstrating compliance with the requirements as documented in this report.

 
 Performed by: Peng Tao Approved by: Rui Xu


TA Technology (Shanghai) Co., Ltd.
 No. 240, Jintong Rd., Songjiang Industry Park, Shanghai, China
 TEL: +86-21-50761545/9
 FAX: +86-21-50761542/9-8800

[\[pdf\]](#) Declaration of Conformity Test Report

Microsoft Word R1911A0657 R1V2 ZTE R219Z VDF FCC Part22 doc Administrator Test Report Part 22 Corporation Vodafone Mobile WiFi SRQ SRQR219Z r219z

RF TEST REPORT Applicant ZTE Corporation FCC ID SRQ-**R219Z** Product Vodafone Mobile WiFi Marketing **R219z** Model **R219z** Report No. R1911A0657-R1V2 Issue Date December 24, 2019 TA Technology Shanghai Co., Ltd. tested the above equipment in accordance with the requirements in FCC CFR47 Part 2 ...

lang:en **score:28** filesize: 1.26 M page_count: 31 document date: 2019-12-24




RF TEST REPORT

Applicant ZTE Corporation
FCC ID SRQ-R219Z
Product Vodafone Mobile WiFi
Marketing R219z
Model R219z
Report No. R1911A0657-R4V2
Issue Date December 24, 2019

TA Technology (Shanghai) Co., Ltd. tested the above equipment in accordance with the requirements in FCC CFR47 Part 15C (2015). The test results show that the equipment tested is capable of demonstrating compliance with the requirements as documented in this report.

 
 Performed by: Peng Tao Approved by: Rui Xu

TA Technology (Shanghai) Co., Ltd.
 No. 240, Jintong Rd., Songjiang Industry Park, Shanghai, China
 TEL: +86-21-50761545/9
 FAX: +86-21-50761542/9-8800

[\[pdf\]](#) Declaration of Conformity Test Report

Microsoft Word R1911A0657 R4V2 ZTE R219Z VDF FCC Part15C doc Administrator Test Report Part 15C Corporation Vodafone Mobile WiFi SRQ SRQR219Z r219z

RF TEST REPORT Applicant ZTE Corporation FCC ID SRQ-**R219Z** Product Vodafone Mobile WiFi Marketing **R219z** Model **R219z** Report No. R1911A0657-R4V2 Issue Date December 24, 2019 TA Technology Shanghai Co., Ltd. tested the above equipment in accordance with the requirements in FCC CFR47 Part 15...

lang:en **score:24** filesize: 4.5 M page_count: 72 document date: 2019-12-24



[pdf] Test Report SAR Rating

Microsoft Word R1911A0657 S1V2 ZTE R219Z VDF FCC docx Administrator RF Exposure Section 1 Corporation Vodafone Mobile WiFi SRQ SRQR219Z r219z SAR TEST REPORT Applicant ZTE Corporation FCC ID SRQ-**R219Z** Product Vodafone Mobile WiFi Marketing **R219z** Model **R219z** Report No. R1911A0657-S1V2 Issue Date December 24, 2019 TA Technology Shanghai Co., Ltd. tested the above equipment in accordance with the requirements in IEEE 1528- 2013,... lang:en score:24 filesize: 4.73 M page_count: 60 document date: 2019-12-24



[pdf] Test Report

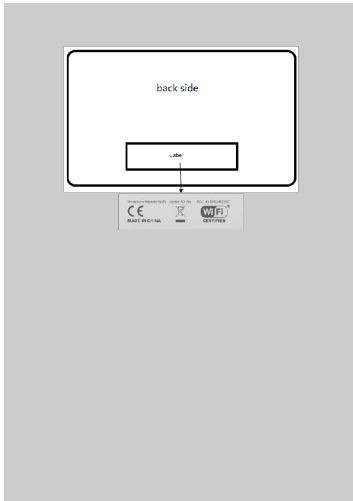
Microsoft Word R1911A0657 R3V2 ZTE R219Z VDF FCC Part27 docx Administrator Test Report Part 27 Corporation Vodafone Mobile WiFi SRQ SRQR219Z r219z RF TEST REPORT Applicant ZTE Corporation FCC ID SRQ-**R219Z** Product Vodafone Mobile WiFi Marketing **R219z** Model **R219z** Report No. R1911A0657-R3V2 Issue Date December 24, 2019 TA Technology Shanghai Co., Ltd. tested the above equipment in accordance with the requirements in FCC CFR47 Part 2 ... lang:en score:24 filesize: 2.23 M page_count: 49 document date: 2019-12-24



3G, 4G, and 5G Mobile Broadband Devices: Modems, Hotspots, and Routers from Shenzhen Sincere One Technology

A comprehensive product catalog featuring 3G, 4G, and 5G mobile broadband devices including USB modems, pocket WiFi hotspots, and CPE routers. Showcases models from brands like Huawei, ZTE, and Vodafone, highlighting key specifications and product types.

lang:it score:19 filesize: 871.92 K page_count: 4 document date: 2024-04-08




[pdf] Label

Microsoft Word 6 R219z Label Sample Administrator label ZTE Corporation R219Z Vodafone Mobile WiFi SRQ SRQR219Z r219z

...

lang:it **score:14** filesize: 27.18 K page_count: 1 document date: 2019-12-20




[pdf] Product Photos Teardown

Microsoft Word Internal photo Administrator internal photos ZTE Corporation R219Z Vodafone Mobile WiFi SRQ SRQR219Z r219z

Internal photo Internal photo Report No.: R1911A0657 TA Technology Shanghai Co., Ltd. Page 1 of 3 This report shall not be reproduced except in full, without the written approval of TA Technology Shanghai Co., Ltd. Internal photo Report No.: R1911A0657 TA Technology Shanghai Co., Ltd. ...

lang:en **score:12** filesize: 836.24 K page_count: 3 document date: 2019-12-17



[pdf] Product Photos Teardown

Microsoft Word Internal photo Administrator internal photos ZTE Corporation R219Z Vodafone Mobile WiFi SRQ SRQR219Z r219z

Internal photo Internal photo Report No.: R1911A0657 TA Technology Shanghai Co., Ltd. Page 1 of 3 This report shall not be reproduced except in full, without the written approval of TA Technology Shanghai Co., Ltd. Internal photo Report No.: R1911A0657 TA Technology Shanghai Co., Ltd. ...

lang:en **score:12** filesize: 836.24 K page_count: 3 document date: 2019-12-17



[\[pdf\]](#) Product Photos Teardown

Microsoft Word Internal photo Administrator internal photos ZTE Corporation R219Z Vodafone Mobile WiFi SRQ SRQR219Z r219z

Internal photo Internal photo Report No.: R1911A0657 TA Technology Shanghai Co., Ltd. Page 1 of 3 This report shall not be reproduced except in full, without the written approval of TA Technology Shanghai Co., Ltd. Internal photo Report No.:

R1911A0657 TA Technology Shanghai Co., Ltd. ...

lang:en score:12 filesize: 836.24 K page_count: 3 document date: 2019-12-17




[\[pdf\]](#) Product Photos Teardown

Microsoft Word Internal photo Administrator internal photos ZTE Corporation R219Z Vodafone Mobile WiFi SRQ SRQR219Z r219z

Internal photo Internal photo Report No.: R1911A0657 TA Technology Shanghai Co., Ltd. Page 1 of 3 This report shall not be reproduced except in full, without the written approval of TA Technology Shanghai Co., Ltd. Internal photo Report No.:

R1911A0657 TA Technology Shanghai Co., Ltd. ...

lang:en score:12 filesize: 836.24 K page_count: 3 document date: 2019-12-17



[\[pdf\]](#) Product Photos

Microsoft Word R1911A0657 EUT Appearance docx Administrator external photos ZTE Corporation R219Z Vodafone Mobile WiFi SRQ SRQR219Z r219z

EUT Appearance EUT Appearance Report No.: R1911A0657 TA Technology Shanghai Co., Ltd. Page 1 of 5 This report shall not be reproduced except in full, without the written approval of TA Technology Shanghai Co., Ltd. EUT Appearance Report No.: R1911A0657 TA Technology Shanghai Co., Ltd. ...

lang:en score:12 filesize: 810.78 K page_count: 5 document date: 2019-12-11



[\[pdf\]](#) Product Photos

Microsoft Word R1911A0657 EUT Appearance docx Administrator external photos ZTE Corporation R219Z Vodafone Mobile WiFi SRQ SRQR219Z r219z

EUT Appearance EUT Appearance Report No.: R1911A0657 TA Technology Shanghai Co., Ltd. Page 1 of 5 This report shall not be reproduced except in full, without the written approval of TA Technology Shanghai Co., Ltd. EUT Appearance Report No.: R1911A0657 TA Technology Shanghai Co., Ltd. ...

lang:en score:12 filesize: 810.78 K page_count: 5 document date: 2019-12-11




[\[pdf\]](#) Product Photos

Microsoft Word R1911A0657 EUT Appearance docx Administrator external photos ZTE Corporation R219Z Vodafone Mobile WiFi SRQ SRQR219Z r219z

EUT Appearance EUT Appearance Report No.: R1911A0657 TA Technology Shanghai Co., Ltd. Page 1 of 5 This report shall not be reproduced except in full, without the written approval of TA Technology Shanghai Co., Ltd. EUT Appearance Report No.: R1911A0657 TA Technology Shanghai Co., Ltd. ...

lang:en score:12 filesize: 810.78 K page_count: 5 document date: 2019-12-11




[\[pdf\]](#) Product Photos

Microsoft Word R1911A0657 EUT Appearance docx Administrator external photos ZTE Corporation R219Z Vodafone Mobile WiFi SRQ SRQR219Z r219z

EUT Appearance EUT Appearance Report No.: R1911A0657 TA Technology Shanghai Co., Ltd. Page 1 of 5 This report shall not be reproduced except in full, without the written approval of TA Technology Shanghai Co., Ltd. EUT Appearance Report No.: R1911A0657 TA Technology Shanghai Co., Ltd. ...

lang:en score:12 filesize: 810.78 K page_count: 5 document date: 2019-12-11




[\[pdf\]](#) Product Photos

Microsoft Word R1911A0657 Part15C Test Setup docx Administrator test setup photos ZTE Corporation R219Z Vodafone Mobile WiFi SRQ SRQR219Z r219z

FCC RF Test Setup Part15C Test Setup Report No.: R1911A0657 30MHz-1GHz 1GHz-18GHz Picture 1 Radiated Emission Test Setup TA Technology Shanghai Co., Ltd. TA-MB-04-005R Page 1 of 2 This report shall not be reproduced except in full, without the written approval of TA Technology Shanghai Co...

lang:en score:12 filesize: 292.09 K page_count: 2 document date: 2019-12-11




[\[pdf\]](#) Test Report Product Photos SAR Rating

Microsoft Word R1911A0657 SAR Test Setup docx Administrator test setup photos ZTE Corporation R219Z Vodafone Mobile WiFi SRQ SRQR219Z r219z

FCC SAR Test Report SAR Test Setup Report No.: R1911A0657 10mm Picture 1: Back Side, the distance from handset to the bottom of the Phantom is 10mm 10mm Picture 2: Front Side, the distance from handset to the bottom of the Phantom is 10mm TA Technology Shanghai Co., Ltd. TA-MB-04-003S Page 1...

lang:en score:12 filesize: 442.47 K page_count: 3 document date: 2019-12-11




[\[pdf\]](#) Product Photos

Microsoft Word R1911A0657 Part15B Test Setup docx Administrator test setup photos ZTE Corporation R219Z Vodafone Mobile WiFi SRQ SRQR219Z r219z

FCC EMC Test Setup Part15B Test Setup Report No.: R1911A0657 30MHz-1GHz 1GHz-18GHz Picture 1 Radiated Emission Test Setup TA Technology Shanghai Co., Ltd. TA-MB-04-001E Page 1 of 2 This report shall not be reproduced except in full, without the written approval of TA Technology Shanghai C...

lang:en score:12 filesize: 284.69 K page_count: 2 document date: 2019-12-11

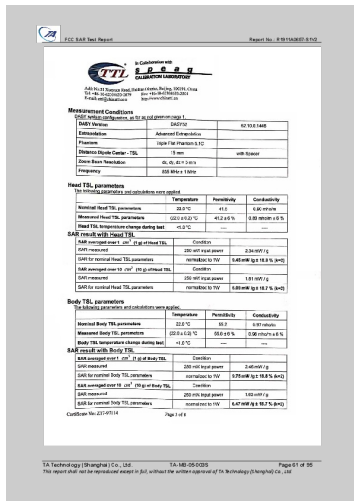


[\[pdf\]](#) Product Photos

Microsoft Word R1911A0657 Part15B Test Setup docx Administrator test setup photos ZTE Corporation R219Z Vodafone Mobile WiFi SRQ SRQR219Z r219z

FCC EMC Test Setup Part15B Test Setup Report No.: R1911A0657 30MHz-1GHz 1GHz-18GHz Picture 1 Radiated Emission Test Setup TA Technology Shanghai Co., Ltd. TA-MB-04-001E Page 1 of 2 This report shall not be reproduced except in full, without the written approval of TA Technology Shanghai C...

lang:en score:12 filesize: 284.69 K page_count: 2 document date: 2019-12-11

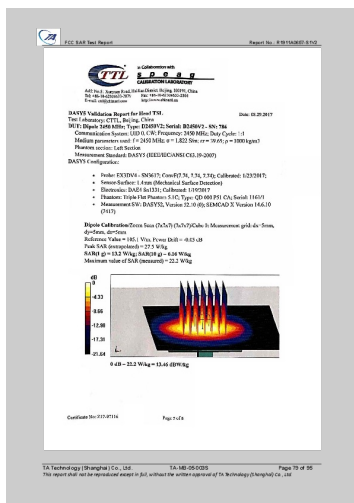


[pdf] Test Report SAR Rating

Microsoft Word R1911A0657 S1V2 ZTE R219Z VDF FCC docx Administrator RF Exposure Section 2 Corporation Vodafone Mobile WiFi SRQ SRQR219Z r219z

FCC SAR Test Report Report No.: R1911A0657-S1V2 TA Technology Shanghai Co., Ltd. TA-MB-05-003S Page 61 of 95 This report shall not be reproduced except in full, without the written approval of TA Technology Shanghai Co., Ltd. FCC SAR Test Report Report No.: R1911A0657-S1V2 TA Technology...

lang:en score:12 filesize: 5.64 M page_count: 18 document date: 2019-12-24




[pdf] Test Report SAR Rating

Microsoft Word R1911A0657 S1V2 ZTE R219Z VDF FCC docx Administrator RF Exposure Section 3 Corporation Vodafone Mobile WiFi SRQ SRQR219Z r219z

FCC SAR Test Report Report No.: R1911A0657-S1V2 TA Technology Shanghai Co., Ltd. TA-MB-05-003S Page 79 of 95 This report shall not be reproduced except in full, without the written approval of TA Technology Shanghai Co., Ltd. FCC SAR Test Report Report No.: R1911A0657-S1V2 TA Technology...

lang:en score:12 filesize: 2.57 M page_count: 17 document date: 2019-12-24




[pdf] Test Report Product Photos SAR Rating

Microsoft Word R1911A0657 SAR Test Setup docx Administrator test setup photos sar ZTE Corporation R219Z Vodafone Mobile WiFi SRQ SRQR219Z r219z

FCC SAR Test Report SAR Test Setup Report No.: R1911A0657 10mm Picture 1: Back Side, the distance from handset to the bottom of the Phantom is 10mm 10mm Picture 2: Front Side, the distance from handset to the bottom of the Phantom is 10mm TA Technology Shanghai Co., Ltd. TA-MB-04-003S Page 1...

lang:en score:12 filesize: 442.47 K page_count: 3 document date: 2019-12-11



[\[pdf\]](#) Product Photos

Microsoft Word R1911A0657 Part22 24 27 Test Setup docx Administrator test setup photos ZTE

Corporation R219Z Vodafone Mobile WiFi SRQ SRQR219Z r219z

FCC RF Test Setup Part 22 / 24 / 27 Test Setup Report No.: R1911A0657 30MHz-1GHz 1GHz-18GHz Picture 1: Radiated Spurious Emissions Test setup TA Technology Shanghai Co., Ltd. TA-MB-04-001R Page 1 of 1 This report shall not be reproduced except in full, without the written approval of TA Te...

lang:en score:12 filesize: 228.04 K page_count: 1 document date: 2019-12-11

[\[pdf\]](#) Specifications Price List

Vodafone device price list for VIP customers smart devices with internet connection the smartwatch is only available seniorwatch tariff GSM audio call Samsung Galaxy Watch 4 1 giorno fa — Zone surveillance Blood pressure remote scan SOS alert CorporatePriceList vodafone hu documents 20143 634102 |||

Vodafone device price list for VIP customers Validity Valid from 16 Jun 2022 as long as supplies I ... bile Net 50GB / 300 GB Size Maximum download speed Maximum upload speed Port Available colours ZTE **R219Z** Wifi 4G HotSpot HUF 8900 HUF 8900 HUF 2900 HUF 0 105 64 14 mm 150 MBps 50 MBps USB white ZT...

lang:en score:10 filesize: 1.42 M page_count: 22 document date: 2022-06-16

