

## Kenneth Cole KC1345

# User Manual: Kenneth Cole Reaction Sunglasses

Model: KC1345 | Brand: Kenneth Cole

## INTRODUCTION

Thank you for choosing Kenneth Cole Reaction Sunglasses. This manual provides essential information for the proper use, care, and maintenance of your KC1345 Shiny Pink/Gradient Bordeaux One Size Sunglasses. Please read this manual thoroughly to ensure optimal performance and longevity of your product.

## PACKAGE CONTENTS

Upon opening your package, please verify that all the following items are present:

- Kenneth Cole Reaction KC1345 Sunglasses
- Kenneth Cole Reaction Sunglass Pouch



Image: The included black Kenneth Cole Reaction sunglass pouch, designed for protection and cleaning.

## PRODUCT OVERVIEW

---

The Kenneth Cole Reaction KC1345 sunglasses feature a shiny pink plastic frame with gradient bordeaux lenses. They are designed for women and offer 100% UV protection. The frame includes molded plastic nose pads for comfort.



Image: Front view of the KC1345 sunglasses, showcasing the shiny pink frame and gradient bordeaux lenses.



Image: Side view of the KC1345 sunglasses, highlighting the temple design and frame thickness.



Image: Top-down view of the KC1345 sunglasses in an open position, showing the frame's curvature.



Image: Top-down view of the KC1345 sunglasses in a closed position, demonstrating their compact form.

## SETUP AND INITIAL USE

---

### Unboxing

1. Carefully remove the sunglasses and pouch from their packaging.
2. Inspect the sunglasses for any visible damage or defects. If any are found, please refer to the warranty section.
3. Remove any protective films or tags from the lenses and frame.

### Wearing the Sunglasses

Gently unfold the temples (arms) of the sunglasses. Place the sunglasses on your face, ensuring the nose pads rest comfortably on your nose bridge and the temples extend over your ears. The fit should be snug but not tight, preventing the sunglasses from slipping.

## CARE AND MAINTENANCE

---

### Cleaning Instructions

Proper cleaning helps maintain the clarity of your lenses and the integrity of your frame.

- **Use the provided pouch:** The Kenneth Cole Reaction sunglass pouch is made of a soft material suitable for gently wiping lenses.
- **For stubborn smudges:** Rinse the sunglasses under lukewarm water. Apply a small drop of mild dish soap to your fingertips and gently rub the lenses and frame. Rinse thoroughly to remove all soap residue.
- **Drying:** Gently shake off excess water. Use a clean, soft, lint-free cloth (like the provided pouch) to dry the lenses and frame. Avoid using paper towels or rough fabrics, as these can scratch the lenses.
- **Avoid harsh chemicals:** Do not use window cleaner, abrasive cleaners, or solvents, as these can damage the lens coatings and frame material.

### Storage

Proper storage protects your sunglasses from damage when not in use.

- Always store your sunglasses in the provided Kenneth Cole Reaction pouch or a hard case to prevent scratches and bending.

- Avoid leaving sunglasses in direct sunlight or extreme heat (e.g., on a car dashboard), as this can warp the frame and damage lens coatings.
- Store in a clean, dry place away from dust and moisture.

## TROUBLESHOOTING

---

### Common Issues and Solutions

- **Issue: Lenses appear smudged or dirty.**  
**Solution:** Follow the cleaning instructions provided in the 'Care and Maintenance' section. Ensure you are using a clean, soft cloth and mild soap if necessary.
- **Issue: Sunglasses feel loose or slide down the nose.**  
**Solution:** While minor adjustments can sometimes be made to the temples, it is recommended to consult an optician for professional fitting and adjustments to avoid damaging the frame.
- **Issue: Scratches on lenses.**  
**Solution:** Unfortunately, lens scratches are generally permanent. Prevention through proper cleaning and storage is key.

## SPECIFICATIONS

---

Feature	Detail
Model Number	KC1345
Brand	Kenneth Cole Reaction
Frame Color	Shiny Pink
Lens Color	Gradient Bordeaux
Frame Material	Plastic
Nose Pads	Molded Plastic
UV Protection	100% UV Protected
Size (Lens-Bridge-Temple)	58-15-140
Lens Height	55mm
Department	Womens

## WARRANTY INFORMATION

---

Kenneth Cole Reaction products are manufactured to high-quality standards. For specific warranty details regarding your sunglasses, please refer to the documentation included with your purchase or contact the retailer where the product was acquired. General wear and tear, misuse, or accidental damage are typically not covered under warranty.

## SUPPORT AND CONTACT






---



Should you have any questions or require further assistance with your Kenneth Cole Reaction KC1345 sunglasses, please contact the customer service department of your retailer or visit the official Kenneth Cole website for support options.

© 2025 Kenneth Cole Reaction. All rights reserved.

Related Documents - KC1345

	<p><a href="#">Kenneth Cole Wellness Watch: Instruction Manual and Warranty</a></p> <p>Official instruction manual and warranty booklet for the Kenneth Cole Wellness Watch, providing setup, usage, and support information.</p>
	<p><a href="#">LARK 82060 Assembly and Installation Instructions</a></p> <p>Comprehensive assembly, wiring, grounding, and caulking instructions for the LARK 82060 lighting fixture, including optional glass installation guidance.</p>
	<p><a href="#">White's 1982 Catalog: Mineral &amp; Metal Detectors - Models, Features, and Hunting Tips</a></p> <p>Explore the comprehensive 1982 catalog from White's Electronics, featuring their advanced line of mineral and metal detectors, including the Coinmaster series. Discover product details, features, specifications, accessories, hunting techniques, and company history.</p>
	<p><a href="#">LARK 82064 Mounting, Caulking, and Wiring Instructions   Installation Guide</a></p> <p>Comprehensive installation guide for the LARK 82064 fixture, covering mounting, caulking, and electrical wiring and grounding procedures. Includes safety warnings and detailed steps for indoor and outdoor use.</p>
	<p><a href="#">RCA RC2012 Alarm Clock Radio Teardown Guide</a></p> <p>A step-by-step instructional guide for disassembling the RCA RC2012 alarm clock radio, detailing tools, parts, and disassembly procedures.</p>