

## Epson EW-052A

# Epson Colorio EW-052A Inkjet Multifunction Printer User Manual

Model: EW-052A

## 1. INTRODUCTION

The Epson Colorio EW-052A is a compact and stylish inkjet multifunction printer designed for home and small office use. It integrates printing, copying, and scanning capabilities into a single device. This manual provides essential information for setting up, operating, and maintaining your printer to ensure optimal performance. Key features include:

- Compact and space-saving design.
- Clear black text printing for documents.
- Support for smartphone connectivity for convenient printing.
- Functions: Print, Copy, Scan.
- Maximum paper size: A4.
- Ink type: 4-color (pigment black, dye color) independent cartridges.
- Paper feeding: Rear paper feed tray, maximum 50 sheets (A4, 75g/m2), 20 postcards.
- Connectivity: Wireless LAN (Wi-Fi) and USB.
- Automatic duplex printing: Not supported.

## 2. SAFETY INFORMATION

Please read these safety instructions carefully before using the printer to prevent injury or damage to the device.

- Always connect the printer to a grounded power outlet.
- Do not place the printer in unstable locations or areas with excessive dust, humidity, or direct sunlight.
- Keep the printer away from water or other liquids.
- Do not attempt to disassemble or repair the printer yourself. Refer to qualified service personnel.
- Keep ink cartridges out of reach of children.
- Use only genuine Epson ink cartridges or recommended compatible cartridges.

### 3. PACKAGE CONTENTS

---

Verify that all items are included in the package:

- Epson Colorio EW-052A Printer
- Initial Ink Cartridges (Black, Cyan, Magenta, Yellow)
- Power Cable
- Setup Guide / User Manual (this document)
- Software CD-ROM (or download instructions)

*Note: A USB interface cable is sold separately.*

### 4. SETUP

---

#### 4.1 Unpacking and Placement

1. Remove the printer from its packaging and remove all protective tapes and materials.
2. Place the printer on a flat, stable surface with adequate space around it for ventilation and paper handling.



Figure 4.1: Front view of the Epson EW-052A printer.

#### 4.2 Power Connection

1. Connect the power cable to the printer and then to a power outlet.
2. Press the power button to turn on the printer.

シンプル  
モデル



文書をキレイにプリント

Figure 4.2: Control panel of the Epson EW-052A printer.

#### 4.3 Ink Cartridge Installation

Install the initial ink cartridges as instructed by the printer's display or setup guide. During the initial ink filling process, the printer consumes a certain amount of ink to prime the print head nozzles. Consequently, subsequent ink cartridges may yield fewer prints compared to their stated capacity.

#### 4.4 Software Installation

Install the printer drivers and software from the provided CD-ROM or download them from the official Epson website. Follow the on-screen instructions.

#### 4.5 Network Connection (Wi-Fi)

To connect the printer to your Wi-Fi network:

1. Follow the instructions on the printer's control panel to select your Wi-Fi network.
2. Enter the network password if prompted.
3. Confirm the connection.



Figure 4.3: Wireless connection between the printer and a smartphone.

## 5. OPERATING INSTRUCTIONS

### 5.1 Printing Documents

1. Load paper into the rear paper feed tray.
2. From your computer or smartphone, select the document or image you wish to print.
3. Choose the Epson EW-052A as your printer.
4. Adjust print settings (paper size, quality, etc.) as needed.
5. Initiate the print job.



コピー・スキャン・プリントが可能

Figure 5.1: The printer actively producing a document.

## 5.2 Copying Documents

1. Place the document face-down on the scanner glass.
2. On the printer's control panel, select the Copy function.
3. Adjust settings such as number of copies or copy quality.
4. Press the Start button to begin copying.

## 5.3 Scanning Documents

1. Place the document face-down on the scanner glass.
2. From your computer, open the Epson Scan software or a compatible scanning application.
3. Select the Epson EW-052A as your scanner.
4. Choose scan settings (resolution, color mode, destination).
5. Initiate the scan.

## 5.4 Printing from a Smartphone (Epson Smart Panel App)

The Epson Smart Panel app allows you to operate your printer remotely from your smartphone.

1. Download and install the Epson Smart Panel app from your device's app store.
2. Ensure your smartphone is connected to the same Wi-Fi network as the printer.
3. Open the app and follow the instructions to add your printer.
4. You can now print photos, documents, and perform maintenance tasks directly from your smartphone.

# リモコンのように操作できるアプリ



Epson  
Smart Panel




Figure 5.2: Using the Epson Smart Panel app for printer control.

## 6. MAINTENANCE

### 6.1 Replacing Ink Cartridges

When an ink cartridge is low or empty, the printer will notify you. Replace cartridges as follows:

1. Ensure the printer is turned on.
2. Open the ink cartridge cover.
3. Press the tab on the empty cartridge to release it, then remove it.
4. Unpack the new Epson Mug Cup series cartridge and insert it firmly until it clicks into place.
5. Close the ink cartridge cover. The printer will begin priming the new cartridge.



## 対応インク



マグカップ®  
染料3色/顔料1色 独立/カートリッジタイプ

【対応型番】  
MUG-4CL/MUG-BK/MUG-C/MUG-M/MUG-Y

Figure 6.1: Compatible Mug Cup ink cartridges (MUG-4CL/MUG-BK/MUG-C/MUG-M/MUG-Y).

### 6.2 Cleaning the Print Head

If print quality declines (e.g., missing lines, streaking), perform a print head cleaning:

1. Access the printer maintenance utility on your computer or through the Epson Smart Panel app.
2. Select "Print Head Cleaning" and follow the on-screen instructions.
3. After cleaning, print a nozzle check pattern to verify improvement. Repeat if necessary.

### 6.3 Cleaning the Scanner Glass

To ensure clear scans, regularly clean the scanner glass:

1. Turn off the printer and unplug the power cord.
2. Open the scanner unit.
3. Wipe the scanner glass with a soft, lint-free cloth dampened with a mild glass cleaner. Do not spray cleaner directly onto the glass.
4. Wipe dry with another clean, dry cloth.

## 7. TROUBLESHOOTING

This section addresses common issues you might encounter with your Epson EW-052A printer.

7.1 Printer Not Responding

- Check if the printer is powered on and connected to the computer or network.
- Ensure the printer drivers are correctly installed.
- Restart both the printer and your computer/router.
- For Wi-Fi connections, verify the printer is connected to the correct network.

7.2 Poor Print Quality

- Perform a nozzle check to identify clogged nozzles. If necessary, run a print head cleaning (refer to Section 6.2).
- Ensure ink cartridges are not empty and are correctly installed.
- Check that you are using the correct paper type and quality settings for your print job.

7.3 Paper Jams

- Turn off the printer and unplug the power cord.
- Carefully remove any jammed paper from the paper feed tray or output tray.
- Open the printer cover and remove any paper fragments from inside.
- Close all covers, plug in the power cord, and turn on the printer.

8. SPECIFICATIONS

Feature	Specification
Brand	Epson
Model Name	EW-052A
Printing Technology	Inkjet
Connectivity Technology	USB, Wi-Fi
Special Feature	Manual Duplex Capable (Automatic duplex printing not supported)
Color	1) Clear text 4-color
Printer Output	Color
Max Print Speed (Monochrome)	15 pages/minute
Max Print Resolution (Monochrome)	600x600 dpi
Max Media (Paper) Size	A4
Print Media	Plain Paper
Scanner Type	Photo
Max Load Capacity	50 sheets
Compatible Devices	Smartphone



Feature	Specification
Sheet Size	A4, A6, Postcard
Voltage	100 Volts
OS Compatibility	Windows XP~ / Mac OS 10.6.8~
Product Weight	4.1 Kilograms (4095 grams)
Product Dimensions (D x W x H)	30 cm x 39 cm x 14.6 cm
Package Size	53 x 37.7 x 22.3 cm
EU Spare Parts Availability	5 years
First Available Date on Amazon.co.jp	2019/7/25

## 9. WARRANTY AND SUPPORT



Epson provides a standard manufacturer's warranty for the EW-052A printer. For specific warranty terms, duration, and conditions, please refer to the warranty card included with your product or visit the official Epson website for your region.





For technical support, driver downloads, FAQs, and further assistance, please visit the official Epson support website or contact their customer service.

Official Epson Support: <https://www.epson.jp/support/> (Please select your region for localized support.)

© 2025 Epson Corporation. All rights reserved. Information in this manual is subject to change without notice.

## Related Documents - EW-052A

 <p><b>SERVICE MANUAL</b></p> <p>L350/L351/L300/L301/L355/L358/L210/L211/L110/L111</p> <p>EPSON CORPORATION</p>	<p><a href="#">Epson L350 Series Color Inkjet Printer Service Manual</a></p> <p>Comprehensive service manual for Epson L350, L351, L300, L301, L355, L358, L210, L211, L110, and L111 color inkjet printers. Covers troubleshooting, disassembly, reassembly, adjustments, and maintenance procedures.</p>
 <p><b>EPSON</b></p> <p>XP-2150 Series User's Guide</p>	<p><a href="#">Epson XP-2150 Series User's Guide</a></p> <p>Comprehensive user guide for the Epson XP-2150 Series printer, covering setup, operation, maintenance, troubleshooting, network connectivity, printing, copying, and scanning.</p>

	<p><a href="#">Epson WF-C579R User's Guide</a></p> <p>Comprehensive user guide for the Epson WF-C579R multifunction printer, covering setup, product basics, printing, scanning, faxing, networking, troubleshooting, and technical specifications.</p>
	<p><a href="#">Epson ET-5800/ET-5850/ET-5880 User's Guide</a></p> <p>Comprehensive user guide for Epson ET-5800, ET-5850, and ET-5880 multifunction printers, covering setup, operation, printing, scanning, faxing, networking, and troubleshooting.</p>
	<p><a href="#">Epson ET-3830/ET-3850/ET-4850: Quick Start Guide</a></p> <p>Get started with your Epson ET-3830, ET-3850, or ET-4850 printer. This guide covers unpacking, setup, ink filling, paper loading, software installation, and basic troubleshooting.</p>
	<p><a href="#">Epson ET-2800/ET-2803: Start Here Quick Setup Guide</a></p> <p>A comprehensive guide to setting up your Epson ET-2800 or ET-2803 printer, covering unpacking, ink tank filling, paper loading, software installation, and mobile printing options.</p>

Documents - Epson – EW-052A



[pdf] User Manual

EW 052A      Seiko Epson Corporation 4137636 00 www2.epson.jp/support/manual

...

lang: score:24 filesize: 3.47 M page\_count: 36 document date: 2019-04-03




[pdf] Catalog

CLPMSG46D      home 210423 www2.epson.jp/catalogue/colorio

EW-M752T EP-883AW epson.jp/homeprinter/ ... -M5610FT EW-M630TB/TW EW-M752T/TB EP-M553T EP-982A3 EP-883AW/AB/AR EP-813A EP-713A EW-M530F EW-452A **EW-052A** EP-306 PX-105 PF-71 PF-81 Windows10 32bit 64bit Windows8.1 32bit 64bit Windows8 32bi...

lang:i-klngon score:16 filesize: 3.81 M page\_count: 12 document date: 2021-04-09




[pdf] Label

EW 052A EPSON 320KB

www2.epson.jp/kankyo/ecolabel/printer/colorio/|||

...

lang:i-klngon score:14 filesize: 317.8 K page\_count: 6 document date: 2020-01-17



[pdf] Specifications Dimension Guide

Custom Research Report Using HP's stated dimensions of 403 mm x 177 141 W D H Keypoint

Intelligence analysts have determined that Minimum used in this analysis Buyers Lab October 2020

study commissioned by based on research publicly hp deskjet smallest keypointintelligence media 3028

Custom Research Report OCTOBER 2020 HP DeskJet 3700 Series: World's

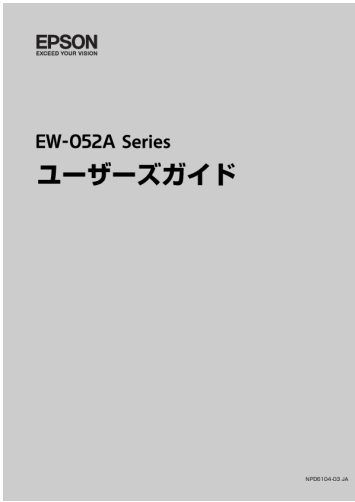
Smallest In-Class All-in-One1 H ... W-452A Expression Home XP-3100 WorkForce

WF-2810DWF Expression Home XP-4100 Expression Home XP-4105 **EW-052A**

Expression Home XP-2100 Expression Home XP-2105 Expression XP-2101 PIXMA

TS5050 PIXUS TS6330...

lang:en score:14 filesize: 656.28 K page\_count: 6 document date: 2020-10-21



[pdf] User Manual


EW 052A Series NPD6104 03 JA A4STD 2013 10 18 Seiko Epson Corporation

B1xwU UKuvS images fe ssl amazon | www2.epson.jp/support

manual

...

lang:en score:12 filesize: 3.35 M page\_count: 156 document date: 2019-07-17



[pdf]

НКЦКИ Список новых уязвимостей ПО Уведомления Портал по информационной безопасности

VULN.2024-09-30.1 safe surf.ru/upload/new/|||

-: cert.gov.ru E-mail: threats.cert.gov.ru VULN.2024-09-30.1 30 2024 TLP: WHITE / ...


EP-907F: 7 EP-976A3: EP-977A3: EP-978A3: EP-979A3: EP-982A3: EP-M552T: EP-

M570T: **EW-052A**: EW-452A: EW-M5071FT: EW-M530F: EW-M5610FT: EW-M571T:

EW-M571TW: EW-M630TB: ...

lang:en score:10 filesize: 494.22 K page\_count: 58 document date: 2024-09-30

[\[pdf\]](#) Catalog

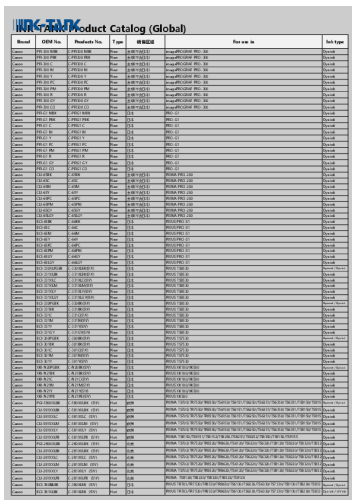


The screenshot shows a table titled 'Inkjet Chip Catalogue'. It contains multiple columns with technical specifications and product codes. The table is organized into several sections, with some rows highlighted in red and others in green. The data includes various inkjet chip models and their corresponding specifications.

Inkjet Chip Catalogue Messe Frankfurt AJE T2730 T2731 T2732 T2733 T2734 Epson HP DeskJet Ink Advantage 3525 4615 Ink 1732245185019 824734060 exhibitorsearch messefrankfurt images original document 10000001202501 393802 |||

Product Code AJE-503BK/503C/503M/503Y AJE-503XLBK/503XLC/503XLM/503XLY AJE-503XLBK/503XLC/503XLM/503 ... F-3820/WF-3825/WF-4830/WF-4835/WF-7840/WF-7820/EC-C7000 Epson WF-3820/WF-4820/WF-4830/WF-4834 Epson **EW-052A**/EW-452A Epson PX-S5010 JPN Epson PX-M6011F/M6010F/S6010 New HK/KOR HK CHN AUS Epson PX-M...

lang:fr **score:10** filesize: 978.14 K page\_count: 66 document date: 0000-00-00



The screenshot shows a table titled 'INK-TANK Product Catalog (Global)'. It is a large table with many columns, including 'Brand', 'OEM No.', 'Products No.', 'Type', 'REMARK', 'For use in', and 'Unit type'. The table lists various inkjet products and their specifications, organized by brand and product type.

[\[pdf\]](#) Catalog

INK TANK Product Catalog Global 0e60aac7 8ccf 413b 941f 28918f3a4034 omo oss file thefastfile portal saas new2022091309471665575 cms |||

INK-TANK Product Catalog Global Brand OEM No. Products No. Canon Canon Canon Canon Canon ... Force WF-2830/WF-2850 Dye ink Expression Home XP-4100/XP-4105,WorkForce WF-2830/WF-2850 Dye ink **EW-052A**/EW-452A Pigment / Dye ink **EW-052A**/EW-452A Pigment / Dye ink **EW-052A**/EW-452A Pigment / D...

lang:i-klnglon **score:10** filesize: 2.28 M page\_count: 346 document date: 2022-12-12