

NICREW N14582


NICREW ClassicLED Gen 2 Aquarium Light User Manual

Model: N14582

		Introduction	Safety Information	Package		
Contents	Setup	Operation	Maintenance	Troubleshooting	Specifications	Warranty & Support

1. INTRODUCTION

The NICREW ClassicLED Gen 2 Aquarium Light is designed to provide optimal lighting for freshwater or saltwater fish-only aquariums and low-to-high light level aquarium plants. Featuring super bright 6500K white LEDs and optimized spectrum 460nm blue LEDs, this dimmable light offers 2-channel control for independent adjustment of white and blue light intensity. It includes a built-in timer with 8, 10, and 12-hour options, along with a 15-minute ramp-up/dim-down feature to simulate natural sunrise and sunset, preventing startling your aquatic inhabitants. The aluminum alloy housing ensures efficient heat dissipation and durability.



The NICREW ClassicLED Gen 2 Aquarium Light providing illumination to an aquatic environment.

2. SAFETY INFORMATION

Please read and understand all safety instructions before operating this device. Failure to follow these instructions may result in product damage, personal injury, or electric shock.

- **Electrical Safety:** Ensure the power outlet matches the voltage requirements of the light. Do not operate with a damaged cord or plug.
- **Water Exposure:** This product is **NOT waterproof**. Avoid submerging the light fixture or control unit in water. If the light falls into water, unplug it immediately before attempting to retrieve it.
- **Installation:** Install the light securely on the aquarium. Ensure it is stable and cannot accidentally fall into the water.
- **Ventilation:** Do not cover the light fixture, as this may lead to overheating. Ensure adequate airflow around the unit.
- **Children and Pets:** Keep out of reach of children and pets to prevent accidental damage or injury.
- **Maintenance:** Always unplug the light before performing any maintenance, cleaning, or when not in use.

3. PACKAGE CONTENTS

Verify that all components are present and in good condition upon opening the package:

- NICREW ClassicLED Gen 2 Aquarium Light Fixture
- Adjustable Mounting Brackets (2)
- Power Adapter with In-line Controller
- User Manual (this document)

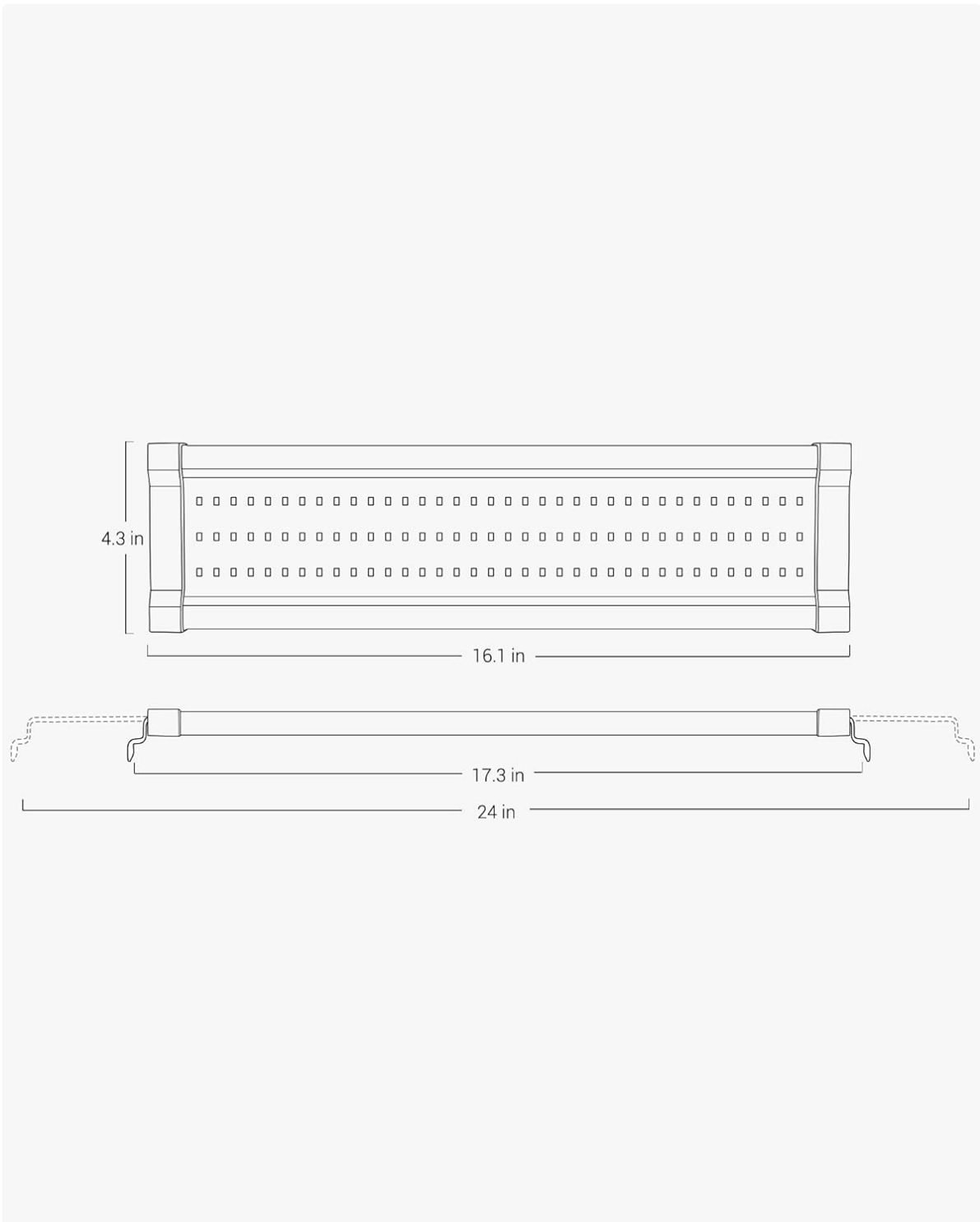


The NICREW ClassicLED Gen 2 Aquarium Light with its integrated controller.

4. SETUP INSTRUCTIONS

Follow these steps to properly set up your aquarium light:

1. **Attach Mounting Brackets:** Slide the adjustable mounting brackets onto each end of the light fixture. Ensure they are securely fitted into the designated slots.
2. **Position the Light:** Place the light fixture on top of your aquarium. Extend the adjustable brackets to fit the width of your tank, ensuring the light is centered and stable. The light is designed for aquariums 18 to 24 inches in length.




Dimensions of the light fixture, showing its adaptability to various tank sizes.

3. **Connect Power Adapter:** Plug the power adapter into the light fixture's input port.

4. **Plug into Outlet:** Plug the power adapter into a suitable electrical outlet. Ensure a drip loop is formed with the power cord to prevent water from traveling along the cord and reaching the outlet.
5. **Initial Power On:** The light should illuminate upon plugging in. If not, press the 'M' button on the in-line controller to turn it on.

Aluminum Alloy Housing

Maximize surface area for high performance
in heat rejection



The aluminum alloy housing is designed for efficient heat rejection, ensuring longevity.

5. OPERATING INSTRUCTIONS

Your NICREW ClassicLED Gen 2 light features an intuitive in-line controller for easy operation.

Controller Functions:

Timer for 8, 10 and 12 Hour On Options

Set it, and forget it!



The in-line controller with clearly labeled buttons for easy light management.

- **'M' Button (Mode/Power):**

- Press and hold to turn the light ON/OFF.
- Press briefly to switch between daylight mode (white and blue LEDs) and moonlight mode (blue LEDs only).

- **'W' Button (White Brightness):** Press to adjust the brightness of the white LEDs.

- **'B' Button (Blue Brightness):** Press to adjust the brightness of the blue LEDs.

- **Timer Button (Clock Icon):** Press to cycle through the built-in timer options: 8 hours, 10 hours, or 12 hours. Once a timer is set, the light will automatically turn on and off at the same time each day.

Dimmable Control & Color Temperature:

The light allows for independent dimming of white and blue LEDs, providing flexibility to customize the light

spectrum and intensity for your aquarium.



Adjustable color temperature allows for fine-tuning the light output to suit your aquarium's needs.

Sunrise/Sunset Feature:

The 15-minute ramp-up and dim-down feature provides a gradual transition of light intensity when the light turns on or off, mimicking natural sunrise and sunset. This gentle change helps to avoid startling fish and promotes a more natural environment.

15-minute Gradient Sunrise/Sunset

Avoid startling your fish




The gradual sunrise/sunset feature helps to create a natural lighting cycle for your fish.

Enhanced Brightness and Coverage:

The Gen 2 model features more LEDs, offering a higher level of luminous efficiency and brightness, making it 50% brighter than previous versions. Its 4.3-inch wide light provides wider area coverage and uniform lighting without dead spots.

More LEDs, 50% Brighter, Wider Coverage

4.3-inch wide light for wider area coverage and uniform lighting without dead spots



Increased LED density provides enhanced brightness and wider, more uniform light coverage.

6. MAINTENANCE

Regular maintenance will ensure the longevity and optimal performance of your NICREW ClassicLED Gen 2 Aquarium Light.

- **Cleaning:** Periodically wipe the light fixture with a soft, damp cloth to remove dust, water spots, and algae buildup. Ensure the light is unplugged before cleaning. Do not use harsh chemicals or abrasive cleaners.
- **Inspection:** Regularly inspect the power cord and plug for any signs of damage. If damage is found, discontinue use immediately and contact customer support.
- **Ventilation:** Ensure the ventilation slots on the fixture are not obstructed to allow for proper heat

dissipation.

7. TROUBLESHOOTING

If you encounter issues with your light, refer to the following common problems and solutions:

Problem	Possible Cause	Solution
Light does not turn on.	No power, loose connection, or unit is off.	Check power outlet. Ensure all connections are secure. Press and hold the 'M' button on the controller to turn on.
Light is dim or flickering.	Brightness setting is low, or power issue.	Adjust brightness using 'W' and 'B' buttons. Check power connection.
Timer function not working.	Timer not set correctly.	Press the Timer button to cycle through 8H/10H/12H options. Ensure the desired duration is selected.
Only blue lights are on.	Moonlight mode is active.	Press the 'M' button briefly to switch back to daylight mode.

If the problem persists after attempting these solutions, please contact NICREW Customer Service for further assistance.

8. SPECIFICATIONS

Feature	Detail
Model Number	N14582
Wattage	15 Watts
Light Source Type	LED (6500K White, 460nm Blue)
Product Dimensions	5.2"D x 17.7"W x 3.2"H (Light length without bracket is 16.1 inches)
Recommended Aquarium Size	18 - 24 inches
Material	Aluminum Alloy (Housing), Acrylic, Glass (Shade)
Control Method	In-line Remote Controller
Timer Options	8H, 10H, 12H (with 15-minute ramp-up/dim-down)
Water Resistance Level	Not Water Resistant
Item Weight	1.92 pounds

9. WARRANTY AND SUPPORT

NICREW is dedicated to providing quality products and customer satisfaction.

- **Warranty:** This product comes with a Hassle-Free 12-Month Warranty from the date of purchase.
- **Customer Service:** For any questions, concerns, or technical support, please contact NICREW Customer Service. We offer 24-Hour Friendly Customer Service to assist you.

For more information or to contact support, please visit the official NICREW website or refer to the contact details provided on your product packaging.

© 2025 NICREW. All rights reserved.