



[Manuals.plus](#) /

› [ARKON](#) /

› ARKON Mounts Tablet Holder with Clamp Mount Instruction Manual

ARKON TAB1RMCPM

ARKON Mounts Tablet Holder with Clamp Mount Instruction Manual

Model: TAB1RMCPM

INTRODUCTION

The ARKON Robust Clamp Tablet Mount is a versatile and secure solution designed for mounting tablets in various environments. Its robust clamp mechanism allows for effortless attachment to both flat and tubular surfaces, providing a stable and adjustable platform for your device. This manual provides detailed instructions for setup, operation, and maintenance to ensure optimal performance and longevity of your tablet mount.

WHAT'S IN THE BOX

- Slim-Grip Robust Clamp Tablet Mount
- Various support legs for different tablet sizes
- Two robust mount shaft arms (3.75" and 2.75")
- Optional security knob and tamper-resistant nut



Figure 1: All components included with the ARKON Robust Clamp Tablet Mount.

The package includes the main Slim-Grip tablet holder, various support legs to accommodate different tablet sizes, two adjustable shaft arms for height customization, and optional security hardware for enhanced protection.

FEATURES

- **Enhanced Versatile Mounting:** The Clamp Mount offers unparalleled adaptability, securely attaching to both flat and tubular surfaces ranging from 0.2" to 1.75" thick, or 2" in diameter. Ideal for diverse settings like offices, gyms, or outdoor adventures, it ensures your tablet is always within reach.
- **Universal Tablet Compatibility:** Designed to accommodate a wide range of tablets with screen sizes from 7" to 18.4", this mount supports all popular tablet models. Its versatile grip mechanism ensures a secure hold for devices of various dimensions.
- **Robust Security Features:** Featuring an optional shaft with security knob, this mount offers an added layer of protection against unwanted movement or adjustment, making it perfect for use in workplaces or environments where you don't want your tablet moved from the angle you set it at.

- **Superior Construction Quality:** Crafted from premium, high-strength composite materials and equipped with corrosion-resistant stainless steel hardware, the Clamp Mount promises durability and long service life, even in demanding conditions.
- **Flexible Mounting Options with Adjustable Shafts:** The package includes two robust mount shaft arms (3.75" and 2.75"), allowing users to customize the mount's height to their specific needs. This flexibility ensures optimal positioning for viewing or interacting with your tablet.

Features designed to provide secure tablet positioning with 360° rotation & strong locking mechanism



Two Shaft Size Options Included

Includes Standard Clamp Tightening Knob and Security Knob



360° Adjustable Tablet Rotation



360° Swivel Capability

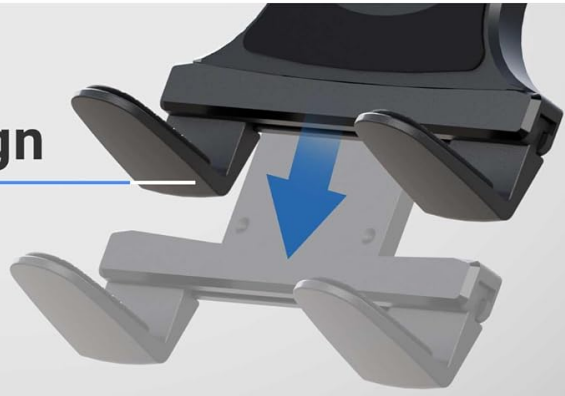


Optional Security Knob Feature Prevents Removal

Figure 2: Features include 360° adjustable tablet rotation, 360° swivel capability, and an optional security knob.

Spring-action design

Effortless one-hand use and a spring-loaded mechanism guarantee a perfect fit for your tablet on every occasion.



Grip-enhance grooves

Designed to accommodate any tablet, case or not, our holder's grooved rubber grips ensure a stable and secure hold under all conditions.

Padded for stability

Padded grip secures and cushions your tablet, adding support and reducing vibration for a steady, protected hold.



Figure 3: The holder features a spring-action design for effortless one-hand use, grip-enhance grooves for a stable hold, and padded grips for stability and vibration reduction.



Optional Security Hardware Included for Extra Protection

Secure your mount with confidence using the included tamper-resistant nut. Once the clamp is attached to your surface, simply tighten it with the provided key to help prevent unauthorized removal.

Figure 4: Optional security hardware, including a tamper-resistant nut and key, is provided for extra protection against unauthorized removal.

SETUP & INSTALLATION

The ARKON Robust Clamp Tablet Mount is designed for easy installation on various surfaces. Follow these general steps for setup:

1. **Assemble the Tablet Holder:** Attach the appropriate support legs to the Slim-Grip holder based on your tablet's size. The holder is spring-loaded for easy insertion.
2. **Attach Shaft Arm:** Connect one of the provided shaft arms (3.75" or 2.75") to the back of the tablet holder using the universal ball function. Tighten the knob to secure the connection.
3. **Mount the Clamp:** Attach the clamp base to your desired flat or tubular surface. Ensure the surface is clean and stable. Tighten the clamp securely using the knob.
4. **Adjust Viewing Angle:** Once mounted, adjust the tablet holder's position using the ball joints to achieve your preferred viewing angle and orientation (landscape or portrait).
5. **Optional Security:** If desired, install the security knob and tamper-resistant nut to prevent unauthorized removal of the mount.



Figure 5: The clamp mount securely attaches to a table edge, providing a stable platform for your tablet.



Max. 11.625 inches (234.95 mm)
Min. 5.875 inches (149.22 mm)

4.625 inches (117.5 mm)



1.375 inches (34.92 mm)



1 inch (25.4 mm)

Material

Reinforced Composite

Weight (Approximate)

3.9 oz (110.56 grams) - Holder

Minimum Device Height

5.875 inches (149.22 mm)

Maximum Device Height

11.625 inches (234.95 mm)

Figure 6: Example of the tablet mount securely attached to a tubular structure on a forklift, demonstrating its versatility.

OPERATING INSTRUCTIONS

Using your ARKON Tablet Mount is straightforward:

- 1. Inserting Your Tablet:** Gently pull up the top arm of the Slim-Grip holder. Place your tablet into the bottom support legs, then release the top arm to allow it to securely grip the tablet. Ensure the tablet is centered and firmly held.
- 2. Removing Your Tablet:** Pull up the top arm of the Slim-Grip holder to release the tablet. Carefully lift the tablet out of the holder.
- 3. Adjusting Viewing Angle:** Loosen the knob on the shaft arm to adjust the angle and orientation of your tablet. Once the desired position is achieved, tighten the knob firmly to lock it in place.



Figure 7: The Slim-Grip holder accommodates tablets with a minimum device height of 5.875 inches (149.22 mm) and a maximum device height of 11.625 inches (234.95 mm).

MAINTENANCE

To ensure the longevity and optimal performance of your ARKON Tablet Mount, follow these simple maintenance guidelines:

- **Cleaning:** Wipe down the mount with a soft, damp cloth. Avoid using harsh chemicals or abrasive cleaners, as they may damage the materials.
- **Inspections:** Periodically check all knobs, screws, and connections to ensure they are tight and secure. Re-tighten if necessary.
- **Storage:** When not in use for extended periods, store the mount in a clean, dry place away from extreme temperatures.

TROUBLESHOOTING

If you encounter any issues with your ARKON Tablet Mount, refer to the following common troubleshooting

tips:

- **Mount is Loose:** Ensure the clamp is fully tightened on the surface. Check that the ball joint knobs are also securely tightened.
- **Tablet is Slipping:** Verify that the correct support legs are installed for your tablet size. Ensure the tablet is properly seated within the spring-loaded holder.
- **Difficulty Adjusting Angle:** Loosen the ball joint knobs slightly before attempting to adjust the angle. Do not force adjustments.
- **Clamp Not Gripping:** Ensure the surface is within the specified thickness/diameter range (0.2" to 1.75" thick, or 2" in diameter). Clean the gripping surfaces of the clamp and the mounting surface.

If problems persist, please contact ARKON customer support for further assistance.

SPECIFICATIONS

Attribute	Value
Product Dimensions	10 x 5 x 4 inches
Item Weight	1 pounds
Item Model Number	TAB1RMCPM
Special Features	Removable
Color	Black
Manufacturer	ARKON Mounts
Country of Origin	Taiwan
Compatible Devices	Tablets (iPad Pro 9.7" / 10.5" / 11" / 12.9", iPad Air 9.7" / 10.5" / 10.9" / Air 4 / 3 / 2 / 1, iPad mini 7.9" / mini 6 / 5 / 4 / 3 / 2, iPad 2021 / 2020 / 2019 / 2018 / 2017, iPad 10.2" / iPad 8th / 7 / 6 / 5 / 4; Samsung Galaxy Tab 10.5" / 11" / 12.4" / Tab S7+ / S7 / S6 / S5 / S5e / S4 / S3 / S2, Tab A / A7, Tab 7.0" / Tab 4 / 3 / 2, Tab Pro S / Note 20 Ultra / Note 20 / Note 10+ / Note 10 / Note 9 / Note 8; Google Pixel C / Tablet; Microsoft Surface Go 3 / 2 / 1; Lenovo Yoga Tab 13 / Tab M8 / M7; Nintendo Switch, Sony Xperia Z4 Tablet, Nvidia Shield Tablet K1, Asus ZenPad 3S 10, Amazon Kindle Fire HD, Fire HD 10 and More.)
Mounting Type	Clamp Mount

Slim-Grip[®] Tablet Holder

- All-weather composite construction
- Unmatched durability & long-lasting
- Effortless one-handed operation
- Sleek & minimalist compact design
- Universal tablet compatibility
- Fits future tablet releases



**Works with all tablets
including iPad and Note**

7.1" — to — 18.4"



**Supports tablets with
and without cases**



Figure 8: The Slim-Grip Tablet Holder is universally compatible with tablets from 7.1" to 18.4" and supports devices with or without cases.

Universal AMPS Mounting Pattern Compatibility & Versatility

Universal Fit:

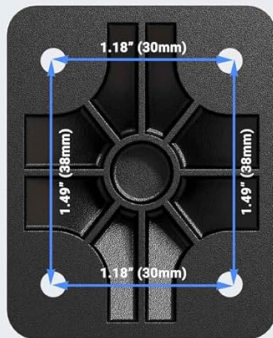
Supports various devices; GPS, smartphones, etc.

Durable Install:


Resists vibrations and impacts; suitable for all environments.

Easy Setup:

Industry standard holes allow quick attachment and removal.



Hole Diameter
.18" (4.6mm)



ARKON MOUNTS

*Screws not included

Figure 9: The mount features a universal AMPS mounting pattern for broad compatibility and easy setup.

WARRANTY & SUPPORT

ARKON Mounts products are designed for durability and performance. For information regarding product warranty, returns, or technical support, please visit the official ARKON Mounts website or contact their customer service department directly. Keep your purchase receipt for any warranty claims.

Note: This manual is for informational purposes only. Product specifications and features are subject to change without notice.