Manuals+
Q & A | Deep Search | Upload

Twinkly TWS250STP-BEU

Twinkly TWS250STP-BEU 4.3mm RGB String Light Instruction Manual

Model: TWS250STP-BEU

1. Introduction

This manual provides essential information for the safe and efficient use of your Twinkly TWS250STP-BEU 4.3mm RGB String Light. Please read these instructions carefully before installation and operation. Retain this manual for future reference.

2. Product Overview

The Twinkly TWS250STP-BEU is a smart RGB LED string light system designed for both indoor and outdoor decorative lighting. It features 250 bright, colorful RGB LEDs on a black and green wire, controlled via Wi-Fi and Bluetooth through a dedicated smartphone application. This Generation II model offers advanced customization options and smart home integration.

Key Features:

- **LED Type:** RGB (Red, Green, Blue) for a wide spectrum of colors.
- **Control:** Bluetooth and Wi-Fi connectivity for app-based control.
- **Lens Type:** Flat Lens design.
- **Length:** 20 meters of illuminated string.
- **Durability:** IP44 rated for indoor and outdoor use.
- **Smart Integration:** Compatible with Google Assistant and Amazon Alexa.
- **Synchronization:** Ability to synchronize with other Twinkly devices (up to 4000 LEDs or 10 devices with good Wi-Fi coverage).

3. Package Contents

Verify that all components are present in the package:

- Twinkly TWS250STP-BEU RGB String Light (250 LEDs, 20m length)
- Wi-Fi / Bluetooth Controller (integrated)

- Power Adapter
- Instruction Manual (this document)

Figure 3.1: The Twinkly TWS250STP-BEU string light packaging, showing the product box with "250 Multicolor RGB LED" and "App Controlled" labels.

4. Setup Instructions

4.1 Physical Installation

1. **Unpack:** Carefully remove the string lights from the packaging, ensuring the wire does not tangle.
2. **Placement:** Determine the desired location for your lights. The IP44 rating allows for both indoor and outdoor use. Ensure the power adapter is protected from direct water exposure if used outdoors.
3. **Arrange Lights:** Position the 20-meter string light as desired. For optimal app mapping, try to spread the lights evenly across the intended surface (e.g., Christmas tree, wall).

4.2 Power Connection

1. **Connect Power Adapter:** Plug the string light's connector into the provided power adapter.
2. **Plug In:** Insert the power adapter into a suitable electrical outlet. The lights should illuminate with a default pattern.

4.3 App Download and Initial Pairing

1. **Download App:** Download the "Twinkly" app from your smartphone's app store (iOS or Android).
2. **Create Account:** Open the app and follow the on-screen instructions to create a new user account or log in if you already have one.
3. **Add Device:** In the app, select "Add New Device" and choose your Twinkly String Light model.
4. **Connect via Bluetooth:** The app will guide you to connect to the Twinkly device via Bluetooth for initial setup. Ensure Bluetooth is enabled on your smartphone.
5. **Connect to Wi-Fi:** After Bluetooth pairing, the app will prompt you to connect your Twinkly lights to your home Wi-Fi network. Select your Wi-Fi network (2.4 GHz band recommended) and enter the

password. This enables full functionality and remote control.

4.4 Mapping the Lights

The Twinkly app features a mapping function that uses your smartphone's camera to detect the exact position of each LED. This allows for precise and customized lighting effects.

1. **Start Mapping:** In the Twinkly app, navigate to the mapping section.
2. **Follow On-Screen Prompts:** The app will instruct you to point your phone's camera at the installed lights. Move your phone as directed to capture all LEDs.
3. **Review Map:** Once mapping is complete, the app will display a visual representation of your lights. You can re-map if the result is not satisfactory.

5. Operating Instructions

5.1 Using the Twinkly App

The Twinkly app is the primary interface for controlling your string lights.

- **Effects Gallery:** Browse and apply a wide range of pre-set lighting effects and animations.
- **Customization:** Create your own unique effects by selecting colors, patterns, and animation speeds. The mapping feature ensures these effects are applied accurately to your specific light arrangement.
- **Online Gallery:** Access an online gallery for additional effects and animations available for download.
- **Brightness Control:** Adjust the overall brightness of the lights.
- **Timer Function:** Set schedules for your lights to turn on and off automatically.

Fiche d'information sur le produit

RÈGLEMENT DÉLÉGUÉ (UE) 2019/2015 DE LA COMMISSION en ce qui concerne l'étiquetage énergétique des sources lumineuses

Nom du fournisseur ou marque commerciale. Twinkly

Adresse du fournisseur: Info Twinkly, Via Tortona 37 , 20144 Milano, IT

Référence du modèle: TWS250STP-BEU

Type de source lumineuse:

Technologie d'éclairage utilisée:	LED	Non-dirigée ou dirigée:	NDLS
Type de culot de la source lumineuse (ou d'autre interface électrique)	Wire		
Secteur ou non secteur:	NMLS	Source lumineuse connectée (SLC):	Oui
Source lumineuse réglable en couleur:	Oui	Enveloppe:	-
Source lumineuse à luminance élevée:	Non		
Protection anti-éblouissement:	Non	Utilisation avec un variateur:	Uniquement avec des variateurs spécifiques

Paramètres du produit

Paramètre	Valeur	Paramètre	Valeur
Paramètres généraux du produit:			
Consommation d'énergie en mode marche (kWh/1000 h), arrondie à l'entier supérieur le plus proche	20	Classe d'efficacité énergétique	G
Flux lumineux utile (ϕuse), avec indication qu'il se réfère au flux dans une sphère (360º), dans un cône large (120º) ou dans un cône étroit (90º)	147 sur Sphère (360°)	Température de couleur proximale, arrondie à la centaine de K la plus proche, ou la plage de températures de couleur proximales qui peuvent être réglées	20 670
Puissance en mode «marche» (P_{on}), exprimée en W	20,0	Puissance en mode veille (P_{sb}), exprimée en W et arrondie à la deuxième décimale	0,46
Puissance en mode veille (P_{net}), pour SLC, exprimée en W et arrondie à la deuxième décimale	0,46	Indice de rendu des couleurs, arrondi à l'entier le plus proche, ou la plage de valeurs d'IRC qui peuvent être réglées	35
Dimensions extérieures en mm, sans appareillage de commande séparé, éléments de régulation de l'éclairage ni éléments sans fonction d'éclairage (le cas échéant) — Hauteur	10 000	Distribution de la puissance spectrale dans la plage de 250 nm à 800 nm, à pleine charge	Voir l'image de la page précédente
Largeur	50		
Profondeur	30		
Déclaration de puissance équivalente[a)]	-	Si oui, puissance équivalente (W)	-
		Coordonnées chromatiques (x et y)	0,259 0,253
Paramètres pour les sources lumineuses LED et OLED:			
R9 valeur de l'indice de rendu des couleurs	0	Facteur de survie	0,90
Facteur de conservation du flux lumineux	0,93		

Page 1 / 4

a) '-' : sans objet;

b) '-' : sans objet;

Modèle mis sur le marché de l'Union du 01/01/2020

Numéro d'enregistrement EPREL: 1179116 — https://eprel.ec.europa.eu/qr/1179116

Fournisseur: LEDWORKS S.R.L. (Fabricant) — **Site web:** https://www.twinkly.com

Service après-vente:

Nom: Info Twinkly — **Site web:** https://www.twinkly.com

Courriel: info@ledworks.io — **Téléphone:** +390492701898

Adresse:
Via Tortona 37
20144 Milano
Italie

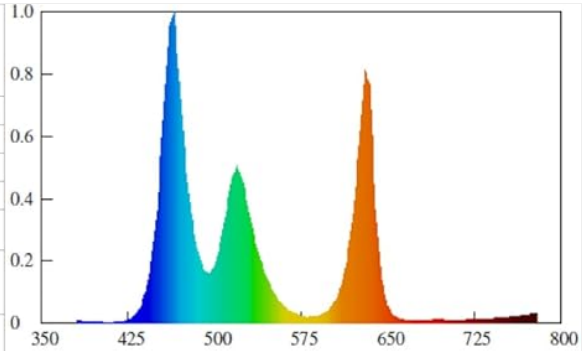

(All on mode)

Figure 5.1: Twinkly string lights illuminating a Christmas tree, demonstrating various color effects.

5.2 Smart Home Integration

Your Twinkly lights can be integrated with popular smart home platforms:

- **Google Assistant:** Link your Twinkly account to Google Home to control your lights using voice commands.
- **Amazon Alexa:** Enable the Twinkly skill in the Alexa app to manage your lights with Alexa voice commands.

5.3 Device Synchronization

Multiple Twinkly devices can be synchronized to create larger, coordinated displays. Up to 4000 LEDs or 10 devices can be synchronized, provided there is adequate Wi-Fi coverage. Refer to the Twinkly app for detailed instructions on synchronizing multiple devices.

6. Maintenance

6.1 Cleaning

To clean your Twinkly string lights, ensure they are unplugged from the power source. Use a soft, dry cloth to gently wipe away dust or dirt from the LEDs and wires. Do not use harsh chemicals or abrasive cleaners.

6.2 Storage

When not in use, carefully coil the string lights to prevent tangling. Store them in a cool, dry place, away from direct sunlight and extreme temperatures. The original packaging can be used for storage.

6.3 IP44 Rating

The Twinkly TWS250STP-BEU has an IP44 rating, meaning it is protected against solid objects larger than 1mm and against splashing water from any direction. While suitable for outdoor use, it is not designed for submersion in water. Ensure the power adapter is kept in a dry location.

7. Troubleshooting

If you encounter issues with your Twinkly string lights, refer to the following common solutions:

- **Lights Not Turning On:**
  - Check if the power adapter is securely plugged into both the lights and the electrical outlet.
  - Ensure the outlet is functional by testing it with another device.
- **Cannot Connect to Wi-Fi:**
  - Ensure your Wi-Fi network is 2.4 GHz. Twinkly devices typically do not support 5 GHz networks.
  - Verify that your Wi-Fi password is entered correctly in the app.
  - Move the Twinkly device closer to your Wi-Fi router.
  - Restart your Wi-Fi router and the Twinkly device by unplugging and re-plugging it.
- **App Not Detecting Device:**
  - Ensure Bluetooth is enabled on your smartphone during initial setup.
  - Make sure the Twinkly device is powered on and within Bluetooth range of your phone.
  - Try closing and reopening the Twinkly app.
- **Effects Not Displaying Correctly:**

    - Re-run the mapping process in the Twinkly app to ensure accurate LED detection.
    - Check for any physical damage to the LED string.

- **Smart Home Integration Issues:**
    - Ensure your Twinkly account is correctly linked within the Google Home or Amazon Alexa app.
    - Verify that your Twinkly device is connected to Wi-Fi.

For further assistance, consult the official Twinkly support website or contact customer service.

8. Specifications

Feature	Detail
Brand	Twinkly
Model Number	TWS250STP-BEU
Number of Lights	250 LEDs
Light Type	RGB LED (4.3mm)
Wire Color	Black and Green
Length	20 meters
Connectivity	Wi-Fi, Bluetooth
Generation	Gen II
IP Rating	IP44 (Indoor/Outdoor use)
Voltage	240 Volts
Wattage	24 watts
Material	Plastic
Product Dimensions	20 x 18 x 8.5 cm (packaging); 860 g
Special Features	Timer, Adjustable Lighting

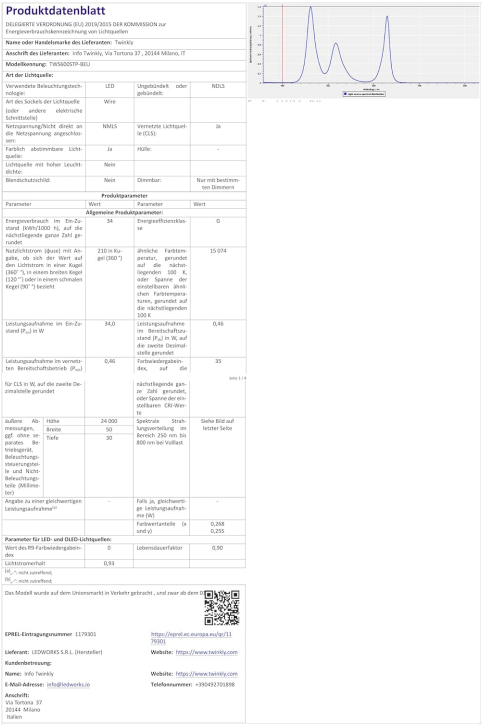

Produktdatenblatt

DELEGIERTE VERORDNUNG (EU) 2019/2015 DER KOMMISSION zur Energieverbrauchskennzeichnung von Lichtquellen

Name oder Handelsmarke des Lieferanten: Twinkly

Anschrift des Lieferanten: Info Twinkly, Via Tortona 37 , 20144 Milano, IT

Modellkennung: TWS250STP-BEU

Art der Lichtquelle:

Verwendete Beleuchtungstechnologie:	LED	Ungebündelt oder gebündelt:	NDLS
Art des Sockels der Lichtquelle (oder andere elektrische Schnittstelle)	Wire		
Netzspannung/Nicht direkt an die Netzspannung angeschlossen:	NMLS	Vernetzte Lichtquelle (CLS):	Ja
Farbtich abstimmbare Lichtquelle:	Ja	Hülle:	-
Lichtquelle mit hoher Leuchtdichte:	Nein		
Blendschutzschild:	Nein	Dimmbar:	Nur mit bestimmten Dimmern

Produktparameter

Parameter:	Wert	Parameter	Wert
Allgemeine Produktparameter:			
Energieverbrauch im Ein-Zustand (kWh/1000 h), auf die nächstliegende ganze Zahl gerundet	34	Energieeffizienzklasse	G
Nutzlichtstrom (φuse) mit Angabe, ob sich der Wert auf den Lichtstrom in einer Kugel (360 °), in einem breiten Kegel (120 °) oder in einem schmalen Kegel (90 °) bezieht	210 in Kugel (360 °)	ähnliche Farbtemperatur, gerundet auf die nächstliegenden 100 K, oder Spanne der einstellbaren ähnlichen Farbtemperaturen, gerundet auf die nächstliegenden 100 K	15 074
Leistungsaufnahme im Ein-Zustand (P_{on}) in W	34,0	Leistungsaufnahme im Bereitschaftszustand (P_{sb}) in W, auf die zweite Dezimalstelle gerundet	0,46
Leistungsaufnahme im vernetzten Bereitschaftsbetrieb (P_{net}) für CLS in W, auf die zweite Dezimalstelle gerundet	0,46	Farbwiedergabeindex, auf die nächstliegende ganze Zahl gerundet, oder Spanne der einstellbaren CRI-Werte	35
äußere Abmessungen, ggf. ohne separates Betriebsgerät, Beleuchtungssteuerungsteile und Nicht-Beleuchtungsteile (Millimeter)	Höhe: 24 000 Breite: 50 Tiefe: 30	Spektrale Strahlungsverteilung im Bereich 250 nm bis 800 nm bei Vollast	Siehe Bild auf letzter Seite
Angabe zu einer gleichwertigen Leistungsaufnahme[iii]	-	Falls ja, gleichwertige Leistungsaufnahme (W)	-
		Farbwertanteile (x und y)	0,268 0,255
Parameter für LED- und OLED-Lichtquellen:			
Wert des R9-Farbwiedergabeindex	0	Lebensdauerfaktor	0,90
Lichtstromerhalt	0,93		

[iii] „-" nicht zutreffend.
[iv] „-" nicht zutreffend.

Das Modell wurde auf dem Unionsmarkt in Verkehr gebracht , und zwar ab dem 01

EPREL-Eintragungsnummer 1179301 https://eprel.ec.europa.eu/qr/1179301

Lieferant: LEDWORKS S.R.L. (Hersteller) **Website:** https://www.twinkly.com

Kundenbetreuung:

Name: Info Twinkly **Website:** https://www.twinkly.com

E-Mail-Adresse: info@ledworks.io **Telefonnummer:** +390492701898

Anschrift:
Via Tortona 37
20144 Milano
Italien

Figure 8.1: Energy label for Twinkly TWS250STP-BEU, showing energy efficiency class G and 20 kWh/1000h consumption. For more details, refer to the EPREL database (QR code 1179116).

9. Warranty and Support

Twinkly products are covered by a manufacturer's warranty. Please refer to the warranty card included with your product or visit the official Twinkly website for detailed warranty terms and conditions.

Customer Support:

- **Website:** www.twinkly.com
- **Email:** info@ledworks.io
- **Telephone:** +390492701898
- **Manufacturer:** LEDWORKS S.R.L.
- **Address:** Via Tortona 37, 20144 Milano, Italy

© 2024 Twinkly. All rights reserved.
This manual is for informational purposes only. Twinkly reserves the right to make changes to its products without prior notice.

Related Documents - TWS250STP-BEU

	Twinkly TWS400STP-BEU: Smart RGB LED Christmas String Lights - Generation II Discover the Twinkly TWS400STP-BEU, a Generation II smart RGB LED string light for Christmas and year-round decoration. Features app control, Wi-Fi/Bluetooth, 400 LEDs, smart home integration, and customizable effects.

	Twinkly Line Generation II: Smart LED Lighting Guide Explore the Twinkly Line Generation II smart LED strip lights. This manual covers setup, app control, effects, music synchronization, smart home integration, and troubleshooting for creating dynamic lighting experiences.
	Twinkly PRO Power Line Controller WI-FI: Instruction Guide Comprehensive instruction guide for the Twinkly PRO Power Line Controller. Learn about safety, setup, usage, care, technical specifications, and connectivity options for your Wi-Fi enabled smart lighting system.
	Lumations Twinkly Icicle Style Smart LED Light Strings: Instructions and Setup Guide A comprehensive guide for Lumations Twinkly Icicle Style Smart LED Light Strings, covering safety precautions, setup instructions, app integration, connection modes, troubleshooting, and preset effects.
	Twinkly Smart Decoration Quick Guide - Setup and Usage Learn how to quickly set up and use your Twinkly smart LED lights. This guide covers app connection, controller setup, password, and applying effects for festive decorations.
	Twinkly Smart LED Light Strings Wrapped Dome Straight Lights User Manual Comprehensive user manual for Twinkly Smart LED Light Strings, Wrapped Dome Straight Lights. Includes safety instructions, setup guides, connection modes, mapping tips, troubleshooting, and FCC/ISEDC compliance information.

Documents - Twinkly – TWS250STP-BEU

[pdf] User Manual Instructions Frequently Asked Questions Guide

Download Manual48m Smart App Controlled Twinkly Christmas Fairy Lights Gen IIQuickguide Strings 2021 1 1business festive lights media manual Quickguide ManualDownload II20m Clear Cable Special Edition 1Quickguide 3business 1festive 3 3Quickguide 2business 2 Manualstrings48m 2Quickguide 2festive srsltid AfmBOopnsKACqgW8Nbb1FAqemqqGoPM1YDtWT6uS2ga8m2osQETWowdD AfmBOopnsKACqgW8Nbb1FAqemqqGoPM1YDtWT6uS2ga8m2osQETWowdDfestive Manuale utenteDownload ManualstringsTwinkly 600 LED RGB Striscia di Luci per Esterno e Interno Multicolore Compatibile con Alexa Google Home Mappabili IP44 Controllo Filo Nero 48m Amazon it Strumenti Musicali48m IIA1Bous6yeGLQuickguide 3m amazon images I A1Bous6yeGL ref dp product quick viewbusiness II32m 1v1Quickguide 3festive ||| ||| rev.09.08.L GENERATION II strings instructions guide guida alle istruzioni guide d instructions betriebsanleitung gua de instrucciones handleiding instruktionsvejledning kyttopas instruktionsvejledning instruktionsvejledning leibeiningar na ||| rev.09.08.L GENERATION II strings instructions guide guida alle istruzioni guide d instructions betriebsanleitung gua de instrucciones handleiding instruktionsvejledning kyttopas instruktionsvejledning instruktionsvejledning leibeiningar na ||| rev.09.08.L GENERATION II strings instructions guide guida alle istruzioni guide d instructions betriebsanleitung gua de instrucciones handleiding instruktionsvejledning kyttopas instruktionsvejledning instruktionsvejledning leibeiningar na ||| rev.09.08.L GENERATION II strings instructions guide guida alle istruzioni guide d instructions betriebsanleitung gua de instrucciones handleiding instruktionsvejledning kyttopas instruktionsvejledning instruktionsvejledning leibeiningar na ||| rev.09.08.L GENERATION II strings instructions guide guida alle istruzioni guide d instructions betriebsanleitung gua de instrucciones handleiding instruktionsvejledning kyttopas instruktionsvejledning instruktionsvejledning leibeiningar na ||| rev.09.08.L GENERATION II strings instructions guide guida alle istruzioni guide d instructions betriebsanleitung gua de instrucciones handleiding instruktionsvejledning kyttopas instruktionsvejledning instruktionsvejledning leibeiningar na ||| rev.09.08.L GENERATION II strings instructions guide guida alle istruzioni guide d instructions betriebsanleitung gua de instrucciones handleiding instruktionsvejledning kyttopas instruktionsvejledning instruktionsvejledning leibeiningar na

rev.09.08.L GENERATION II strings instructions guide guida alle istruzioni guide d instructions ... help.twinkly.com . help.twinkly.com 41 RGB TWS100STP-BEU TWS150STP-BEU TWS150STP-BCA **TWS250STP-BEU** TWS400STP-BEU TWS600STP-BEU TWS600STP-BAU RGB W TWS250SPP-BEU TWS250SPP-TCH TWS400SPP-...

lang:en score:49 filesize: 1.94 M page_count: 44 document date: 2022-01-04

[pdf] Instructions Guide

Twinkly LED Strings Instructions Guide 1000Bulbs twinkly string lights installation vjul23 1689354556 a89b8e4143ca50438f09 7c1706ba3fabeeda794725d88e4f5e57 ssl cf2 rackcdn spec sheets files 000 084 660 original |||

rev.20.02.L GENERATION II strings instructions guide guida alle istruzioni guide d instructions ... , , . JA Twinkly , KR . RGB TWS100STP-BEU TWS150STP-BEU TWS150STP-BCA **TWS250STP-BEU** TWS400STP-BEU TWS600STP-BEU TWS600STP-BAU TWS050STP-GUS TWS075STP-GUS RGB W TWS250SPP-...

lang:it score:44 filesize: 2.58 M page_count: 21 document date: 2023-07-11

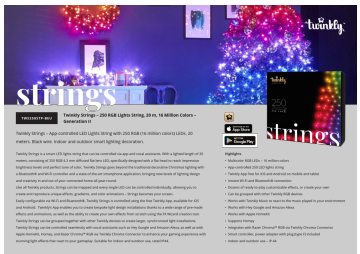

[pdf] Catalog

Catalog sheet Twinkly TWS250STP BEU LED RGB Outdoor Christmas chain 250xLED 23 5m IP44 Wi Fi Lamps4sale TW0003 All lamps4sale ie ImgGalery Img1 PORT destination Katalogový list Ostatní |||

strings **TWS250STP-BEU** Twinkly Strings 250 RGB Lights String, 20 m, 16 Million Colors Generation II Twinkly Strings App-controlled LED Lights String with 250 RGB 16 million colors LEDs. 20 meters. Black wire. Indoor and outdoor smart lighting decoration. Twinkly Strings is a smart LED lights...

lang:en score:44 filesize: 983.99 K page_count: 3 document date: 2021-10-12



[pdf] Decleration of Conformity

Mauro Tomasi Twinkly Retail CE DoC 2023 careers twinkly hubfs Certifications |||

1. Product model: Twinkly Lights EU Declaration of Conformity EN, MT 2. Name and address of the ... -TEU, TWS150STP-BEU, TWS150STP-GEU, TWS175STP-BEU, TWS175STP-GEU, TWS200STP-BEU, TWS200STP-GEU, **TWS250STP-BEU**, TWS250STP-GEU, TWS250STP-TEU, TWS400STP-BEU, TWS400STP-GEU, TWS400STP-TEU, TWS600ST...

lang:en score:39 filesize: 401.59 K page_count: 21 document date: 2023-09-22



[pdf] Decleration of Conformity

Mauro Tomasi EU Declaration of Conformity EN MT Twinkly Retail CE selfdeclaration 2021 twinkly certification retail

EU Declaration of Conformity 1. Product model: Twinkly Lights EN, MT 2. Name and address of the ... del/type: TWS100STP-BEU, TWS100STP-BUK,TWS100STP-BFR, TWS150STP-BEU, TWS150STP-BUK,TWS150STP-BFR, **TWS250STP-BEU**, TWS250STP-BUK, TWS250STP-BFR, TWS400STP-BEU, TWS400STP-BUK ,TWS400STP-BFR, TWS600STP...

lang:en score:38 filesize: 451.43 K page_count: 21 document date: 2021-09-23

[pdf] Decleration of Conformity

Microsoft Word Twinkly Retail CE DoC 2023 Copia docx 2024 help twinkly hc article attachments 20222441862301 |||

1. Product model: Twinkly Lights EU Declaration of Conformity EN, MT 2. Name and address of the ... TP-TEU, TWS150STP-BEU, TWS150STP-GEU, TWS175STP-BEU, TWS175STP-GEU, TWS200STP-BEU, TWS200STP-GEU, **TWS250STP-BEU**, TWS250STP-GEU, TWS250STP-TEU, TWS400STP-BEU, TWS400STP-GEU, TWS400STP-TEU, TWS600STP...

lang:en score:38 filesize: 1004.91 K page_count: 21 document date: 2024-07-16



EU Declaration of Conformity

[EN, MT]

[pdf] Decleration of Conformity

Mauro Tomasi Twinkly Retail CE selfdeclaration 2021 1 f hubspotusercontent30 net hubfs 6936586 |||

EU Declaration of Conformity 1. Product model: Twinkly Lights EN, MT 2. Name and address of the ... del/type: TWS100STP-BEU, TWS100STP-BUK,TWS100STP-BFR, TWS150STP-BEU, TWS150STP-BUK,TWS150STP-BFR, **TWS250STP-BEU**, TWS250STP-BUK, TWS250STP-BFR, TWS400STP-BEU, TWS400STP-BUK ,TWS400STP-BFR, TWS600STP...

lang:en score:37 filesize: 464.81 K page_count: 21 document date: 2021-09-13



EU Declaration of Conformity [EN, MT]

[pdf] Decleration of Conformity

Mauro Tomasi CE DoC Twinkly Retail Lights Certifications 2022 6936586 fs1 hubspotusercontent na1 net hubfs |||

1. Product model: Twinkly Lights EU Declaration of Conformity EN, MT 2. Name and address of the ... TP-BEU, TWS175STP-GEU, TWS175STP-GEU, TWS200STP-BEU, TWS200STP-BEU, TWS200STP-GEU, TWS200STP-GEU, **TWS250STP-BEU**, TWS250STP-BUK,TWS250STP-BFR, TWS250STP-GEU, TWS250STP-GUK, TWS250STP-TEU, TWS250STP-T...

lang:i-klingon score:35 filesize: 538.7 K page_count: 21 document date: 2022-07-19

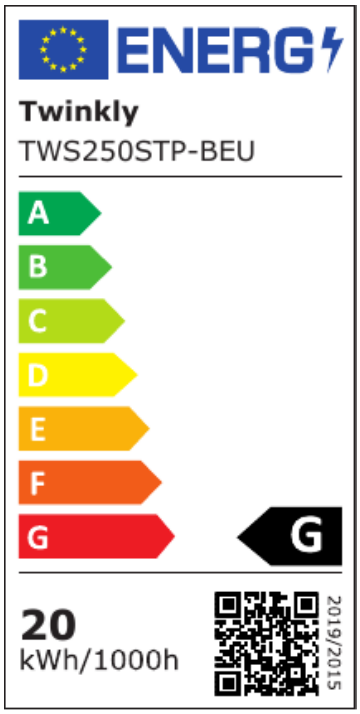

[pdf]

Twinkly TWS250STP BEUmediamedia adeo media 3670468 |||

Twinkly **TWS250STP-BEU** 20 ...

lang:i-klingon score:33 filesize: 70 K page_count: 1 document date: 2022-08-24

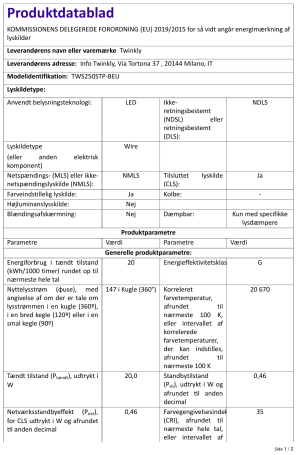

Produktdatablad

KOMMISSIONENS DELEGEREDE FORORDNING (EU) 2019/2015 for så vidt angår energimærkning af lyskilder

Leverandørens navn eller varemærke Twinkly

Leverandørens adresse: Info Twinkly, Via Tortona 37 , 20144 Milano, IT

Modelidentifikation: TWS250STP-BEU

Lyskildetype:

Anvendt belysningsteknologi:	LED	Ikke-retningsbestemt (NDSL) eller retningsbestemt (DLS):	NDLS
Lyskildetype (eller anden elektrisk komponent)	Wire		
Netspændings- (MLS) eller ikke-netspændingslyskilde (NMLS):	NMLS	Tilsluttet lyskilde (CLS):	Ja
Farveindstillelig lyskilde:	Ja	Kolbe:	-
Højluminanslyskilde:	Nej		
Blændingsafskærmning:	Nej	Dæmpbar:	Kun med specifikke lysdæmpere

Produktparametre

Parametre	Værdi	Parametre	Værdi
Generelle produktparametre:			
Energiforbrug i tændt tilstand (kWh/1000 timer) rundet op til nærmeste hele tal	20	Energieffektivitetsklas	G
Nyttelysstrøm (φuse), med angivelse af om der er tale om lysstrømmen i en kugle [360°], i en bred kegle [120°] eller i en smal kegle [90°]	147 i Kugle (360°)	Korreleret farvetemperatur, afrundet til nærmeste 100 K, eller intervallet af korrelerede farvetemperaturer, der kan indstilles, afrundet til nærmeste 100 K	20 670
Tændt tilstand (P_{on}), udtrykt i W	20,0	Standbytilstand (P_{sb}), udtrykt i W og afrundet til anden decimal	0,46
Netværksstandbyeffekt (P_{net}), for CLS udtrykt i W og afrundet til anden decimal	0,46	Farvegengivelsesindeks (CRI), afrundet til nærmeste hele tal, eller intervallet af	35

Side 1 / 2

[pdf]

Produktdatablad CNET Content SolutionsLeverandørens navn eller varemærke Twinkly Leverandørens adresse Info Via Tortona 37 20144 Milano IT Modelidentifikation TWS250STP BEU23412c5d 42d5 4924 8b98 e1b27296ffcdcdn cnetcontent 23 41 23412c5d e1b27296ffcd |||

Produktdatablad KOMMISSIONENS DELEGEREDE FORORDNING EU 2019/2015 for s vidt ang r energim rkning af lyskilder Leverand rens navn eller varem rke Twinkly Leverand rens adresse: Info Twinkly, Via Tortona 37 , 20144 Milano, IT Modelidentifikation: **TWS250STP-BEU** Lyskildetype: Anvendt bely...

lang:da score:30 filesize: 50.66 K page_count: 2 document date: 2022-03-03

[pdf] Instructions Guide

Handleiding Twinkly strings ROBBshop Slimme kerstverlichting lichtsnoer 250 leds RGB We ❤ Smart! TWI TWS250STP BEU 1 robbshop nl media 63 da e5 1659434778 |||

rev.09.08.L GENERATION II strings instructions guide guida alle istruzioni guide d instructions ... help.twinkly.com . help.twinkly.com 41 RGB TWS100STP-BEU TWS150STP-BEU TWS150STP-BCA **TWS250STP-BEU** TWS400STP-BEU TWS600STP-BEU TWS600STP-BAU RGB W TWS250SPP-BEU TWS250SPP-TCH TWS400SPP-...

lang:en score:30 filesize: 1.35 M page_count: 44 document date: 2022-08-02

[pdf] Instructions Guide

strings twinkly kerstverlichting wit en kleur 600 lampjes manuals coolblue nl c9 |||

rev.24.01 GENERATION II strings instructions guide guida alle istruzioni guide d instructions ... . Ledworks SRL . / . 38 RGB TWS100STP-BEU TWS150STP-BEU TWS150STP-BCA **TWS250STP-BEU** TWS400STP-BEU TWS600STP-BEU TWS600STP-BAU TWS750STP-GUS RGB W TWS100SPP-GUS TWS250SPP-...

lang:en score:30 filesize: 3.17 M page_count: 40 document date: 2024-03-04

[pdf] Guide

Quickguide Twinkly Strings 2021 szpec Pobierz Lampki choinkowe LED TWINKLY TWS250GOP BEU 20 m Sieciowe Wi Fi Bluetooth sklep internetowy Avans pl Instrukcja obslugi TWS250SPP 250 avans products files 33 3373090 |||

rev.09.0 .L GENERATION II 19 8. 9. 10. 11. - 12. 13. 14. 15. 16. 17. 18. a. oddawania barw. b. c. ... nappen nede, indtil alle slip derefter knappen. 41 TWS100STP-BEU TWS150STP-BEU TWS150STP-BCA **TWS250STP-BEU** TWS400STP-BEU TWS600STP-BEU TWS600STP-BAU TWS250SPP-BEU TWS250SPP-TCH TWS400SPP-BUK TW...

lang:nl score:29 filesize: 6.14 M page_count: 21 document date: 2022-09-30

[pdf] Guide

Quickguide Twinkly Strings 2021 szpec Media Expertensure moderate ambient light not too dark riflettenti dietro l albero mantenere stabile la cam mobile durante il processo e garantire una luce v1mediaexpert pl products files 33 3373090 Instrukcja obslugi TWINKLY TWS250SPP BEU 250 LED |||

rev.09.0 .L GENERATION II 19 8. 9. 10. 11. - 12. 13. 14. 15. 16. 17. 18. a. oddawania barw. b. c. ... nappen nede, indtil alle slip derefter knappen. 41 TWS100STP-BEU TWS150STP-BEU TWS150STP-BCA **TWS250STP-BEU** TWS400STP-BEU TWS600STP-BEU TWS600STP-BAU TWS250SPP-BEU TWS250SPP-TCH TWS400SPP-BUK TW...

lang:nl score:29 filesize: 6.14 M page_count: 21 document date: 2022-09-30

[pdf]

Twinkly for Business TWT400SPP BEU 8056326673703 BUK 8056326673727 BUS 8056326673734 Product SKU EAN code BAU 8056326673741 BCH Portfolio — 2021 pro twinkly 03 rev 02 01 L families TWINKLY PRO Part of works with product range PLUS View RGB Red Green Blue 16 million colors Compatible Capsule Single Line Strings TW PLC S CA 1x250 Dual 2x125 Icicle I 250 |||

rev.02.01.L Twinkly for Business 2021 PORTFOLIO Copyright 2021, Ledworks Srl. All Rights Reserved ... AX Product SKU TWS100STP-BEU TWS100STP-BUK TWS100STP-BUS TWS100STP-GUS TWS100STP-BAU TWS100STP-BCH **TWS250STP-BEU** TWS250STP-BUK EAN code 8056326673284 8056326673307 8056326673314 8056326673321 805632...

lang:en score:28 filesize: 10.98 M page_count: 32 document date: 2021-02-24



[pdf]

Template QCE AGEC xlsx questionnaire ‘AGEC LAW careers twinkly hubfs Certifications Mauro |||

1. SUBSTANCES DANGEREUSES -HAZARDOUS SUBSTANCES 1.1 1.2 2. PRSENCE DE MICRO-FIBRES PLASTIQUES -- ... Y 8056326671242 International Twinkly X TWS175STP-BEU Y 8056326675028 International Twinkly X **TWS250STP-BEU** Y 8056326671280 International Twinkly X TWS400STP-BEU Y 8056326671327 Internationa...

lang:fr score:27 filesize: 453.57 K page_count: 1 document date: 2023-09-29

[pdf]

Template QCE AGEC xlsx help twinkly hc article attachments 20861250099229 |||

1. SUBSTANCES DANGEREUSES -HAZARDOUS SUBSTANCES 1.1 1.2 2. PRSENCE DE MICRO-FIBRES PLASTIQUES -- ... Y 8056326671242 International Twinkly X TWS175STP-BEU Y 8056326675028 International Twinkly X **TWS250STP-BEU** Y 8056326671280 International Twinkly X TWS400STP-BEU Y 8056326671327 Internationa...

lang:fr score:27 filesize: 454.34 K page_count: 1 document date: 2024-08-13

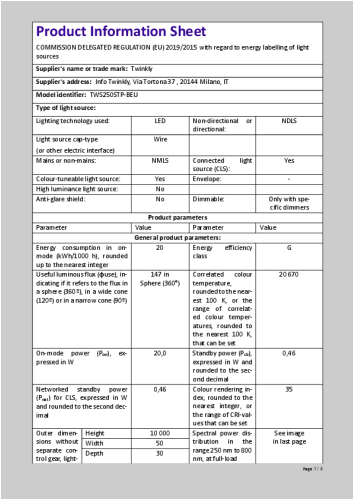

Product Information Sheet

COMMISSION DELEGATED REGULATION (EU) 2019/2015 with regard to energy labelling of light sources

Supplier's name or trade mark: Twinkly

Supplier's address: Info Twinkly, Via Tortona 37 , 20144 Milano, IT

Model identifier: TWS250STP-BEU

Type of light source:

Lighting technology used:	LED	Non-directional or directional:	NDLS
Light source cap-type (or other electric interface)	Wire		
Mains or non-mains:	NMLS	Connected light source (CLS):	Yes
Colour-tuneable light source:	Yes	Envelope:	-
High luminance light source:	No		
Anti-glare shield:	No	Dimmable:	Only with specific dimmers

Product parameters

Parameter	Value	Parameter	Value
General product parameters:			
Energy consumption in on-mode (kWh/1,000 h), rounded up to the nearest integer	20	Energy efficiency class	G
Useful luminous flux (φuse), indicating if it refers to the flux in a sphere (360°), in a wide cone (120°) or in a narrow cone (90°)	147 in Sphere (360°)	Correlated colour temperature, rounded to the nearest 100 K, or the range of correlated colour temperatures, rounded to the nearest 100 K, that can be set	20 670
On-mode power (P_{on}), expressed in W	20,0	Standby power (P_{sb}), expressed in W and rounded to the second decimal	0,46
Networked standby power (P_{net}) for CLS, expressed in W and rounded to the second decimal	0,46	Colour rendering index, rounded to the nearest integer, or the range of CRI-values that can be set	35
Outer dimensions without separate control gear, light-	Height: 10 000 Width: 50 Depth: 30	Spectral power distribution in the range 250 nm to 800 nm, at full-load	See image in last page

Page 1 / 4

[pdf] Dimension Guide Label

Fiche 1179116 EN eprel ec europa eu informationsheet |||

Product Information Sheet COMMISSION DELEGATED REGULATION EU 2019/2015 with regard to energy labelling of light sources Supplier s name or trade mark: Twinkly Supplier s address: Info Twinkly, Via Tortona 37 , 20144 Milano, IT Model identifier: **TWS250STP-BEU** Type of light source: Lighting te...

lang:en score:26 filesize: 204.17 K page_count: 4 document date: 2024-04-25

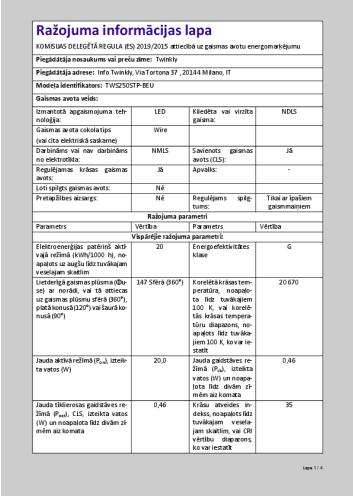

Ražojuma informācijas lapa

KOMISIJAS DELEGĒTĀ REGULA (ES) 2019/2015 attiecībā uz gaismas avotu energomarķējumu

Piegādātāja nosaukums vai preču zīme: Twinkly

Piegādātāja adrese: Info Twinkly, Via Tortona 37 , 20144 Milano, IT

Modeļa identifikators: TWS250STP-BEU

Gaismas avota veids:

Izmantotā apgaismojuma tehnoloģija:	LED	Klasēta vai virzīta gaisma:	NDLS
Gaismas avota cokolatips (vai cita elektriskā saskarne)	Wire		
Darbināms vai nav darbināms no elektrotīkla:	NMLS	Savienots gaismas avots (CLS):	Jā
Regulējamas krāsas gaismas avots:	Jā	Apvalks:	-
Loti spilgts gaismas avots:	Nē		
Pretapžilbes aizsargs:	Nē	Regulējams spilgtums:	Tikai ar īpašiem gaismmaņiem

Raižojuma parametri

Parametrs	Vērtība	Parametrs	Vērtība
Vispārējie raižojuma parametri:			
Elektroenerģijas patēriņš aktīvajā režīmā (kWh/1000 h), noapaļots uz augšu līdz tuvākajam veselajam skaitlim	20	Energoefektivitātes klase	G
Lietderīgā gaismas plūsma (Φuse) ar norādi, vai tā attiecas uz gaismas plūsmu sfērā (360°), platā konusā (120°) vai šaurā konusā (90°)	147 Sfērā (360°)	Korelētā krāsas temperatūra, noapaļota līdz tuvākajiem 100 K, vai korelēto krāsas temperatūru diapazons, noapaļots līdz tuvākajiem 100 K, ko var iestatīt	20 670
Jauda aktīvā režīmā (P_{on}), izteikta vatos (W)	20,0	Jauda gaidstāves režīmā (P_{sb}), izteikta vatos (W) un noapaļota līdz divām zīmēm aiz komata	0,46
Jauda tīklierīces gaidstāves režīmā (P_{net}), CLS, izteikta vatos (W) un noapaļota līdz divām zīmēm aiz komata	0,46	Krāsu atveides indekss, noapaļots līdz tuvākajam veselajam skaitlim, vai CRI vērtību diapazons, ko var iestatīt	35

Lapa 1 / 4

[pdf]

Datu lapa Apgaismojums Euronics Fiche 1179116 LV eprel ec europa eu informationsheet |||

Razojuma informcijas lapa KOMISIJAS DELET REGULA ES 2019/2015 attiecb uz gaismas avotu energomarjumu Piegdtja nosaukums vai precu zme: Twinkly Piegdtja adrese: Info Twinkly, Via Tortona 37 , 20144 Milano, IT Modea identifikators: **TWS250STP-BEU** Gaismas avota veids: Izmantot apgaismojuma teh- ...

lang:af score:26 filesize: 205.37 K page_count: 4 document date: 2024-01-10



intertek
Total Quality Assured.

Test Verification of Conformity

Verification Number: VoC190425162GZU-001

On the basis of the referenced test report(s), sample(s) tested of the below product have been found to comply with the standards harmonized with the directives listed on this verification at the time the tests were carried out. Other standards and directives may be relevant to the product. This verification is part of the full test report(s) and should be read in conjunction with it <Here>.

Once compliance with all product relevant CE mark directives are verified, including any relevant e.g. risk assessment and production control, the manufacturer may indicate compliance by signing a Declaration of Conformity themselves and applying the mark to product identical to the tested sample(s).

Applicant Name & Address:	Ledworks SRL Via Calabiana 6, Milano 20100
Product Description:	LED Lighting Chains
Models/Type References:	Refer to appendix for detail information
Ratings & Principle Characteristics:	Refer to appendix for detail information
Brand Name(s):	-
Standard(s)/Directive(s):	Refer to appendix for detail information
Verification Issuing Office Name & Address:	Intertek Testing Services Shenzhen Ltd. Guangzhou Branch Block E, No.7-2 Guang Dong Software Science Park, Caipin Road, Guangzhou Science City, GETDD Guangzhou, China
Test Report Number(s):	190425162GZU-001, 002, 003, 004, 005, 006

Additional information in Appendix.

Helen Ma

Signature

Name: Helen Ma
Position: Team Leader
Date: 11 September 2019

The verification is based on information that and is provided pursuant to the agreement between intertek and its client. intertek's responsibility and liability are limited to the terms and conditions of the agreement. intertek assumes no liability to any party, other than to the client in accordance with the agreement, for any loss, expense or damage occasioned by the use of this verification. In the event that liability is established on ground varying to the limitations of this verification, any and other intertek liability shall be limited to an sum not in excess of the sum for the value of the relevant part of the test or inspection fee paid by the client for the relevant part of the test or inspection. This verification is issued on the basis of the information and samples made available to intertek and relevant only to the sample tested/inspected. This verification is in intertek's standard format. Any alterations or use of it in other ways from or for other purposes are unauthorised. verification.intertek.com

Intertek Page 1 of 3 GETDD-E-126 (22 February 2018)

[pdf] Decleration of Conformity Test Report

Microsoft Word 190425162GZU 001 VoC lula you CE RED 2019 twinkly certification retail EU |||

Test Verification of Conformity Verification Number: VoC190425162GZU-001 On the basis of the refer ... 190425162GZU-001 Models/Type References: Standard s /Directive s : TWS150STP-BEU, TWS150STP-BUK, **TWS250STP-BEU**, TWS250STP- BUK,TWS400STP-BEU, TWS400STP- BUK, TWS250SPP-BEU, TWS250SPP-BUK,TWS250SPP-...

lang:en score:24 filesize: 124.72 K page_count: 3 document date: 2019-09-16

Test Verification of Conformity

Verification Number: VOC200420148GZU-001

[pdf] Decleration of Conformity Test Report

GFT OP 11b Sarah Linn Intertek CE MARK 2019 twinkly certification retail EU |||

Test Verification of Conformity Verification Number: VOC200420148GZU-001 On the basis of the refere ... -TAU: 24VDC; 1,0A; Class III; IP44; 190 pcs nonreplaceable LEDs; For luminaire body input of models **TWS250STP-BEU**; TWS250STP- BUK; TWS250STP-BUS; TWS250STP-BAU; TWS250GOP-BEU; TWS250GOP-BUK; TWS250GOP...

lang:en score:24 filesize: 365.51 K page_count: 3 document date: 2020-05-22

Ledworks SRL

TEST REPORT

[pdf] Test Report Label

190425162GZU 001R1 RED Report Helen Ma CE 2020 twinkly certification retail EU |||

Ledworks SRL TEST REPORT SCOPE OF WORK EMC TESTINGRefer to page 3 REPORT NUMBER 190425162GZU-001 ... d ETSI EN 300328 V2.1.1 Performed on the LED Lighting Chains, Models: TWS150STP-BEU, TWS150STP-BUK, **TWS250STP-BEU**, TWS250STP- BUK,TWS400STP-BEU, TWS400STP- BUK, TWS250SPP-BEU, TWS250SPP-BUK,TWS250SPP-...

lang:en score:24 filesize: 161.33 K page_count: 6 document date: 2020-07-29



Test Verification of Conformity

Verification Number: 200512024GZU-VOC001

[pdf] Decleration of Conformity Test Report

200512024GZU VoC001 RED Cert Helen Ma CE 2020 twinkly certification retail EU |||

Test Verification of Conformity Verification Number: 200512024GZU-VOC001 On the basis of the refere ... 0512024GZU-VOC001 Models/Type References: Standard s /Directive s : TWS150STP-BEU, TWS150STP-BUK, **TWS250STP-BEU**, TWS250STP- BUK, TWS400STP-BEU, TWS400STP- BUK, TWS250SPP-BEU, TWS250SPP-BUK, TWS250SP...

lang:en score:23 filesize: 137.44 K page_count: 4 document date: 2020-07-29

twinkly

GENERATION II

strings

[pdf] User Manual Instructions Guide

HandleidingTwinkly Strings Kerstverlichting Koopt Voordelig U Bij 123led nlLTW00089 Manual123led nl LTW00089 Manual |||

rev.24.01 GENERATION II strings instructions guide guida alle istruzioni guide d instructions ... . 38 RGB TWS100STP-BEU TWS150STP-BEU TWS150STP-BCA **TWS250STP-BEU** TWS400STP-BEU TWS600STP-BEU TWS600STP-BAU TWS750STP-GUS RGB W TWS100SPP-GUS TWS250SPP-...

lang:it score:23 filesize: 3.17 M page_count: 40 document date: 2024-03-04

Test Verification of Conformity

Verification Number: 230912103GZU-VOC001

[pdf] Decleration of Conformity Test Report

GFT OP 11b Sarah Linn Intertek 230912103GZU VOC001 Security careers twinkly hubfs Certifications Mauro |||

Test Verification of Conformity Verification Number: 230912103GZU-VOC001 On the basis of the referen ... 0STP-BUK; TWS100STP-BFR; TWS150STP-BEU; TWS150STP-BUK; TWS150STP-BUS; TWS150STP-BAU; TWS150STP-BFR; **TWS250STP-BEU**; TWS250STP-BUK; TWS250STP-BUS; TWS250STP-BAU; TWS250STP-BFR; TWS400STP-BEU; TWS400STP-...

lang:en score:21 filesize: 225.89 K page_count: 6 document date: 2023-10-12

Test Verification of Conformity

Verification Number: 230912103GZU-VOC002

[pdf] Decleration of Conformity Test Report

GFT OP 11b Sarah Linn Intertek 230912103GZU VOC002 Security careers twinkly hubfs Certifications Mauro |||

Test Verification of Conformity Verification Number: 230912103GZU-VOC002 On the basis of the refer ... 0STP-BUK; TWS100STP-BFR; TWS150STP-BEU; TWS150STP-BUK; TWS150STP-BUS; TWS150STP-BAU; TWS150STP-BFR; **TWS250STP-BEU**; TWS250STP-BUK; TWS250STP-BUS; TWS250STP-BAU; TWS250STP-BFR; TWS400STP-BEU; TWS400STP-...

lang:en score:21 filesize: 224.97 K page_count: 6 document date: 2023-10-12

Test Verification of Conformity

Verification Number: 200512022GZU-VOC001

[pdf] Decleration of Conformity Test Report

GFT OP 11b Sarah Linn Intertek CE MARK 2020 twinkly certification retail EU Verification Number 200512022GZU VOC001 On the basis of This is for exclusive use 39 s client and provided pursuant to agreement between its Client responsibility liability are limited terms |||

Test Verification of Conformity Verification Number: 200512022GZU-VOC001 On the basis of the refere ... 0SPP-BAU; TWS250SPP-BFR; TWS250SPP-TFR; TWS250SPP-TEU; TWS250SPP-TUK; TWS250SPP-TUS; TWS250SPP-TAU; **TWS250STP-BEU**; TWS250STP-BUK; TWS250STP-BUS; TWS250STP-BAU; TWS250STP-BFR: 24 VDC; Class III; IP44; ...

lang:en score:21 filesize: 335.22 K page_count: 4 document date: 2020-07-11

[pdf] Instructions Guide

Twinkly 2023 Quickguide Strings 230927 V1 careers twinkly hubfs Certifications Mauro |||

rev.20.03.L GENERATION II strings instructions guide guida alle istruzioni guide d instructions ... , , . JP Twinkly , KR . RGB TWS100STP-BEU TWS150STP-BEU TWS150STP-BCA **TWS250STP-BEU** TWS400STP-BEU TWS600STP-BEU TWS600STP-BAU TWS050STP-GUS TWS075STP-GUS RGB W TWS250SPP-...

lang:it score:21 filesize: 2.64 M page_count: 40 document date: 2023-09-27

[pdf] Instructions Guide

Quickguide Twinkly Strings 2021 Smart Decorations 157 5 Foot Multicolor LED Indoor Outdoor String Lights ynkt1081 TWS600SP GUSQuickguide Holiday Lighting ynkt1085 TWS100STP ynkt1077 TWS400P GUSTwinkly TWS600STP TWS400STP GUSquickguide twinkly strings 2021quickguide 2021secure img1 ag wfcdn dm document 736db2d1 82a8 4d77 a269 e2596244674f quickguide |||

rev.08.03.L GENERATION II strings instructions guide guida alle istruzioni guide d instructions ... TWS150STP-BAU TWS175STP-BEU TWS175STP-BCH TWS175STP-BFR TWS175STP-BUK TWS175STP-GUS TWS175STP-BAU **TWS250STP-BEU** TWS250STP-BCH TWS250STP-BFR TWS250STP-BUK TWS250STP-GUS TWS250STP-BAU TWS400STP-BEU T...

lang:en score:20 filesize: 1.3 M page_count: 17 document date: 2021-04-02

[pdf] Instructions Guide

Handleiding Twinkly strings ROBBshop TWI TWS400STP BEU 1 robbshop nl media b2 e8 e5 1668452778 |||

rev.09.08.L GENERATION II strings instructions guide guida alle istruzioni guide d instructions ... help.twinkly.com . help.twinkly.com 41 RGB TWS100STP-BEU TWS150STP-BEU TWS150STP-BCA **TWS250STP-BEU** TWS400STP-BEU TWS600STP-BEU TWS600STP-BAU RGB W TWS250SPP-BEU TWS250SPP-TCH TWS400SPP-...

lang:en score:19 filesize: 1.36 M page_count: 44 document date: 2022-11-14



[pdf] Decleration of Conformity Test Report

GFT OP 11b Sarah Linn Intertek 221117166GZU VOC001 Security careers twinkly hubfs Certifications Mauro |||

Test Verification of Conformity Verification Number: 221117166GZU-VOC001 On the basis of the refere ... 0SPP-BAU; TWS250SPP-BFR; TWS250SPP-TFR; TWS250SPP-TEU; TWS250SPP-TUK; TWS250SPP-TUS; TWS250SPP-TAU; **TWS250STP-BEU**; TWS250STP-BUK; TWS250STP-BUS; TWS250STP-BAU; TWS250STP-BFR Input voltage VDC 24 24...

lang:en score:19 filesize: 505.06 K page_count: 6 document date: 2023-01-18

[pdf] Instructions Guide

strings 3 the twinkly app and follow setup process in scaricate l e seguite la procedura di configurazione nell applicazione téléchargez application et suivez le processus d installation dans laden sie die herunter und folgen dem einrichtungsprozess der descarga aplicación Twinkly 2023 Quickguide Strings 230321 6936586 fs1 hubspotusercontent na1 net hubfs Certifications Mauro |||

rev.20.02.L GENERATION II strings instructions guide guida alle istruzioni guide d instructions ... , , . JA Twinkly , KR . RGB TWS100STP-BEU TWS150STP-BEU TWS150STP-BCA **TWS250STP-BEU** TWS400STP-BEU TWS600STP-BEU TWS600STP-BAU TWS050STP-GUS TWS075STP-GUS RGB W TWS250SPP-...

lang:it score:19 filesize: 2.57 M page_count: 21 document date: 2023-03-21



intertek
Total Quality. Assured.

Test Verification of Conformity

Verification Number: 221117166GZU-VOC002

On the basis of the referenced test report(s), sample(s) tested of the below product have been found to comply with the standards harmonized with the regulation(s) listed on this verification at the time the tests were carried out. Other standards and Regulations may be relevant to the product. This verification is part of the full test report(s) and should be read in conjunction with it <thereto>. This verification replaces previous verification dated: 25 Mar. 2022: 211217059GZU-VOC001.

UK CA

Once compliance with all product relevant UK CA mark regulations are verified, including any relevant e.g. risk assessment and production control, the manufacturer may indicate compliance by signing a Declaration of Conformity themselves and applying the mark to products identical to the tested sample(s).

Applicant Name & Address:	Ledworks SPL Via Tortona, 37, 20144, Milan, Italy
Product Description:	LED Lighting Chains
Ratings & Principle Characteristics:	Refer the appendix table
Models/Type References:	For drivers input: 220-240 V~ or 100-240 V~, 50/60 Hz. Class II, SELV, independent For lamp input: Class III 36 VDC TA: 25 °C for AU market models Non-replaceable LED modules Refer to appendix table for details. Suitable for directly mounted on normal flammable surfaces.
Brand Name:	Ledworks SPL
Relevant Standards/Regulations:	BS EN 60598-1: 2015+A1: 2018; BS EN 60598-2-20: 2015; BS EN 62493: 2015; BS EN IEC 62311: 2020; BS EN 61347-2-12: 2001+A1: 2019; BS EN 61347-1: 2015; Electrical Equipment (Safety) Regulations 2016
Verification Issuing Office Name & Address:	Intertek Testing Services Shenzhen Ltd. Guangzhou Branch Room 01 & 101(301,5/301,5/401,5/601,5/801,5/901,5/1101,5)01 of Room 01 1-8/F , No. 7-2 Caipin Road, Science City, GETDD, Guangzhou, Guangdong, China
Date of Tests:	17 Nov. 2022 to 16 Jan. 2023
Test Report Number(s):	1604251612ZG-001 (M4)

Additional information in Appendix.

Signature

Name: Shelley Ying
Position: Technical Manager
Date: 16 Jan. 2023

This Verification is for the exclusive use of Intertek's Client and is provided pursuant to the agreement between Intertek and its Client. Intertek's responsibility and liability are limited to the terms and conditions of the agreement. Intertek assumes no liability to any party, other than to the Client in accordance with the agreement, for any loss, expense or damage occasioned by the use of this verification. Only the Client is authorized to permit copying or distribution of this verification. Any use of the Intertek name or any of its marks for the sale or advertisement of the tested material, product or service must first be approved in writing by Intertek. The observations and test/inspection results referenced in this verification are relevant only to the sample tested/inspected. This verification by itself does not imply that the material, product, or service is or has ever been under an Intertek certification program.

Intertek Page 1 of 6 GFT-OP-13c (01 January 2021)

[pdf] Decleration of Conformity Test Report

GFT OP 11b Sarah Linn Intertek 221117166GZU VOC002 UKCA Security careers twinkly hubfs Certifications Mauro |||

Test Verification of Conformity Verification Number: 221117166GZU-VOC002 On the basis of the refer ... 0SPP-BAU; TWS250SPP-BFR; TWS250SPP-TFR; TWS250SPP-TEU; TWS250SPP-TUK; TWS250SPP-TUS; TWS250SPP-TAU; **TWS250STP-BEU**; TWS250STP-BUK; TWS250STP-BUS; TWS250STP-BAU; TWS250STP-BFR Input voltage VDC 24 24...

lang:en score:19 filesize: 518.71 K page_count: 6 document date: 2023-01-18

rev.09.08.L

twinkly
GENERATION II

strings

[pdf] Instructions Guide

GENERATION II Twinkly Istruzioni per l uso e la cura a Quand o il prodotto è posto su un albero vivo deve essere ben mantenuto fresco Non collocare alberi vivi in cui gli aghi sono marroni si spezzano facilmente 32m Smart App Controlled Christmas Fairy Lights Special Edition Gen Strings Quickguide 220104 assets twinkly m 2d14e89f28c422b0 original 2021 |||

rev.09.08.L GENERATION II strings instructions guide guida alle istruzioni guide d instructions ... help.twinkly.com . help.twinkly.com 41 RGB TWS100STP-BEU TWS150STP-BEU TWS150STP-BCA **TWS250STP-BEU** TWS400STP-BEU TWS600STP-BEU TWS600STP-BAU RGB W TWS250SPP-BEU TWS250SPP-TCH TWS400SPP-...

lang:en score:18 filesize: 1.94 M page_count: 44 document date: 2022-01-04

rev.09.08.L

twinkly
GENERATION II

strings

[pdf] Instructions Guide

Handleiding Twinkly strings ROBBshop Slimme kerstverlichting lichtsnoer 250 leds wit We ❤ Smart! TWI TWS250GOP BEU 1 robbshop nl media 5f 9a 0b 1659434780 |||

rev.09.08.L GENERATION II strings instructions guide guida alle istruzioni guide d instructions ... help.twinkly.com . help.twinkly.com 41 RGB TWS100STP-BEU TWS150STP-BEU TWS150STP-BCA **TWS250STP-BEU** TWS400STP-BEU TWS600STP-BEU TWS600STP-BAU RGB W TWS250SPP-BEU TWS250SPP-TCH TWS400SPP-...

lang:en score:18 filesize: 1.35 M page_count: 44 document date: 2022-08-02

ERC
№ 3 (96)
травень 2025
CONTENT
Професійне та побутове

РУЧНІ ІНСТРУМЕНТИ:
більше можливостей для майстрів
BOSCH

[pdf]

CONTENT ERC May 23 2025 · ристовувати VIGI C540V поворотну PTZкамеру з трикратним оптичним травень Content 125 ОГЛЯД Page 128 Комфорт і 6839b6ab59816 erc n 3 96 sh ua upload uploaded files 651 |||

3 96 C O N T E N T 2025 5 3 40 18 48 4 -. 8. 8 : ... winkly - . . STRINGS . , 10 . : TWS250SPP-BEU, TWS400STP-BEU, **TWS250STP-BEU**, TWS400GOP-BEU CURTAIN , , . , . : TWW400SPP-TEU, TWW210SPP-...

lang:de score:18 filesize: 12.59 M page_count: 192 document date: 2025-05-30

[pdf]

CONTENT ERC кожного дня з Belkin SOUNDFORM Лінійка аудіопродукції це баланс інновацій стилю та зручності Isolate має вбудо ваний трек 6839b6ab6b04e erc n 3 96 2025 sh ua upload uploaded files 833 |||

3 96 C O N T E N T 2025 5 3 40 18 48 4 -. 8. 8 : ... winkly - . . STRINGS . , 10 . : TWS250SPP-BEU, TWS400STP-BEU, **TWS250STP-BEU**, TWS400GOP-BEU CURTAIN , , . , . : TWW400SPP-TEU, TWW210SPP-...

lang:de score:18 filesize: 12.25 M page_count: 192 document date: 2025-05-30

[pdf] Instructions Guide

Handleiding Twinkly strings ROBBshop Strings Kerstverlichting Kleur 400 Leds RGB kleur 2e kans Slimme kerstverlichting leds Kopen We ❤ Smart! TWI TWS400STP BEU DEMO 1 robbshop nl media c7 51 04 1684947810 |||

rev.09.08.L GENERATION II strings instructions guide guida alle istruzioni guide d instructions ... help.twinkly.com . help.twinkly.com 41 RGB TWS100STP-BEU TWS150STP-BEU TWS150STP-BCA **TWS250STP-BEU** TWS400STP-BEU TWS600STP-BEU TWS600STP-BAU RGB W TWS250SPP-BEU TWS250SPP-TCH TWS400SPP-...

lang:en score:18 filesize: 2.69 M page_count: 44 document date: 2022-08-02



[pdf] Instructions Guide

strings Pro Idee LEGGI E SEGUI TUTTE LE AVVERTENZE DI SICUREZZA 2 Non utilizzare prodotti stagionali all aperto a meno che non siano contrassegnati come Quickguide — Strings qo qa 2020 11 |||

rev.06.13.L GENERATION II strings instructions guide guida alle istruzioni guide d instructions ... L MODEL TWS100STP-BEU TWS100STP-BCH TWS100STP-BFR TWS100STP-BUK TWS100STP-GUS TWS100STP-BAU **TWS250STP-BEU** TWS250STP-BCH TWS250STP-BFR TWS250STP-BUK TWS250STP-GUS TWS250STP-BAU TWS400STP-...

lang:en score:17 filesize: 1.36 M page_count: 28 document date: 2020-02-20

[pdf] Instructions Guide

LTW00023 30 mag 2021 — 123led nl

rev.08.03.L GENERATION II strings instructions guide guida alle istruzioni guide d instructions ... TWS150STP-BAU TWS175STP-BEU TWS175STP-BCH TWS175STP-BFR TWS175STP-BUK TWS175STP-GUS TWS175STP-BAU **TWS250STP-BEU** TWS250STP-BCH TWS250STP-BFR TWS250STP-BUK TWS250STP-GUS TWS250STP-BAU TWS400STP-BEU T...

lang:en score:14 filesize: 1.3 M page_count: 17 document date: 2021-04-02

[pdf] Instructions Guide

LTW00008 123ink se |||

rev.08.03.L GENERATION II strings instructions guide guida alle istruzioni guide d instructions ... TWS150STP-BAU TWS175STP-BEU TWS175STP-BCH TWS175STP-BFR TWS175STP-BUK TWS175STP-GUS TWS175STP-BAU **TWS250STP-BEU** TWS250STP-BCH TWS250STP-BFR TWS250STP-BUK TWS250STP-GUS TWS250STP-BAU TWS400STP-BEU T...

lang:en score:14 filesize: 1.3 M page_count: 17 document date: 2021-04-02

[pdf] Instructions Guide

LTW00007 123ink se |||

rev.08.03.L GENERATION II strings instructions guide guida alle istruzioni guide d instructions ... TWS150STP-BAU TWS175STP-BEU TWS175STP-BCH TWS175STP-BFR TWS175STP-BUK TWS175STP-GUS TWS175STP-BAU **TWS250STP-BEU** TWS250STP-BCH TWS250STP-BFR TWS250STP-BUK TWS250STP-GUS TWS250STP-BAU TWS400STP-BEU T...

lang:en score:14 filesize: 1.3 M page_count: 17 document date: 2021-04-02

[pdf] Instructions Guide

LTW00006 123ink se |||

rev.08.03.L GENERATION II strings instructions guide guida alle istruzioni guide d instructions ... TWS150STP-BAU TWS175STP-BEU TWS175STP-BCH TWS175STP-BFR TWS175STP-BUK TWS175STP-GUS TWS175STP-BAU **TWS250STP-BEU** TWS250STP-BCH TWS250STP-BFR TWS250STP-BUK TWS250STP-GUS TWS250STP-BAU TWS400STP-BEU T...

lang:en score:14 filesize: 1.3 M page_count: 17 document date: 2021-04-02

[pdf] Instructions Guide

LTW00019 123ink se |||

rev.08.03.L GENERATION II strings instructions guide guida alle istruzioni guide d instructions ... TWS150STP-BAU TWS175STP-BEU TWS175STP-BCH TWS175STP-BFR TWS175STP-BUK TWS175STP-GUS TWS175STP-BAU **TWS250STP-BEU** TWS250STP-BCH TWS250STP-BFR TWS250STP-BUK TWS250STP-GUS TWS250STP-BAU TWS400STP-BEU T...

lang:en score:14 filesize: 1.3 M page_count: 17 document date: 2021-04-02

ERC Content Magazine: Tools, Home Tech, Climate Control & Smart Solutions

Explore the latest in hand tools, power tools, smart home devices, climate control solutions, lighting, and audio technology from leading brands like Bosch, Panasonic, Ryobi, and more. Discover innovative products for your home and workshop in this ERC Content issue.

lang:en score:12 filesize: 12.11 M page_count: 192 document date: 2025-09-05