

Manuals+

[Q & A](#) | [Deep Search](#) | [Upload](#)

[manuals.plus](#) /

› [VisionTechShop](#) /

› [VisionTechShop TVP-60B Price Computing Scale, Lb/Oz/Kg Switchable, 60lb Capacity, 0.01lb Readability, NTEP Legal for Trade COC #19-038, NSF Certified Bench Type 03. 60LB-Bench](#)

VisionTechShop TVP-60B

VisionTechShop TVP-60B Price Computing Scale User Manual

Model: TVP-60B

INTRODUCTION

This manual provides comprehensive instructions for the setup, operation, and maintenance of your VisionTechShop TVP-60B Price Computing Scale. Designed for accuracy and durability, this scale features Lb/Oz/Kg switchable units, a 60lb capacity with 0.01lb readability, and is NTEP Legal for Trade (COC #19-038) and NSF Certified. Please read this manual thoroughly before using the device to ensure proper function and longevity.



Figure 1: VisionTechShop TVP-60B Price Computing Scale, front view.

SETUP

Power Connection

Ensure the scale is placed on a stable, level surface. Connect the provided AC/DC adapter to the scale's power input and then to a suitable power outlet. The scale also features a built-in rechargeable battery for portable use.

Long Lasting Power

Duration: 100 Hours

AC/DC Charging with built-in rechargeable battery



Figure 2: Power adapter connection point on the scale.

Connecting to an ECR (Electronic Cash Register)

The TVP-60B scale can be connected to an ECR for integrated weighing and transaction processing. This requires an RS-232 crossover cable and specific configuration settings on both the scale and the ECR.

Your browser does not support the video tag.

Video 1: Instructions for connecting the TVP Series Scale to an ECR.

For detailed steps on connecting the TVP Series Scale to an HK-7200 Series ECR, refer to the video above. Key steps include:

1. Connect the devices using a 236 RS Crossover Cord.
2. Turn power on while holding the TARE key.
3. Enter password (default is "0000").
4. Press TARE key to enter/PLU and M+ to navigate.
5. Press TARE key to enter CAL Menu.

6. Navigate to F11.
7. Press TARE key to enter.
8. Press PLU key to go to PC-100.
9. Press TARE key then ZERO key to save.
10. Navigate through F11 menu to confirm setting values.
11. Turn ECR key to the 6 o'clock position to enter Service Mode.
12. Press 5, then CASH to define port.
13. Select the correct port (e.g., Port 1) and confirm settings match the scale (Baud Rate: 9600, Parity: NONE, Data Bits: 8 Bits, Stop Bits: 1 Bit, Device: Scale, Printer: None, Display: Epson, Scale: CAS, KP Start Line: 0, KP End Line: 7, Slip Start Line: 0).
14. Press CLEAR 3 times to save new values and exit.

Your browser does not support the video tag.

Video 2: Detailed guide on connecting the TVP Series Scale to the HK-7200 Series ECR.

OPERATING INSTRUCTIONS

Basic Weighing

Place the item to be weighed on the stainless steel platter. The weight will be displayed on the LCD screen. The scale supports Lb/Oz/Kg units, which can be switched using the UNIT key.

LB / KG / OZ Unit Switchable

Press the UNIT key and easily switch LB / KG / OZ within 1 second
(*NOTE: Pre-Tare Function Included)



Figure 3: LCD display showing weight and unit options (Lb/Oz/Kg).

The scale features separate displays for operator and customer viewing, ensuring transparency during transactions.

Operator View



Customer View



Figure 4: Top view (Operator) and rear view (Customer) displays of the scale.

Creating PLU Profiles

The scale allows you to save Product Look-Up (PLU) profiles for frequently sold items, simplifying pricing and transactions.

Your browser does not support the video tag.

Video 3: Guide on creating and saving PLU profiles on the scale.

Follow these steps to create and save PLU profiles:

1. Enter the desired unit price using the numeric keypad.
2. Hold the "PLU" key for 3 seconds until "Save Pos" appears.
3. Select the desired PLU number (0-9) where you want to save the price.
4. To recall a saved PLU, clear the current price, press the "PLU" key, and then the corresponding profile number.
5. Press "M+" to print the label (if connected to a compatible printer).

DLP-50 Label Printer Quick Start Guide

If you have a DLP-50 Label Printer, this guide provides quick setup instructions for printing labels directly from your scale.

Your browser does not support the video tag.

Video 4: Quick start guide for the DLP-50 Label Printer.

MAINTENANCE

Regular maintenance ensures the accuracy and longevity of your scale.

- **Cleaning:** Use a soft, damp cloth to clean the scale's exterior. The stainless steel platter is removable for easy cleaning. Avoid abrasive cleaners or harsh chemicals.
- **Platter Care:** The 0.8mm high-strength stainless tray is designed to be anti-deform. Ensure it is properly seated on the anti-slip rubber pads to prevent movement during weighing.
- **Battery:** The built-in rechargeable battery provides long-lasting power (up to 100 hours). Recharge as needed using the AC/DC adapter.



Figure 5: Removable stainless steel platter and anti-slip rubber pads for stability.

TROUBLESHOOTING

If you encounter issues with your scale, consider the following common solutions:

- **Inaccurate Readings:**
 - Ensure the scale is on a level and stable surface.
 - Check for any obstructions under or around the platter.
 - Verify that the unit of measurement (Lb/Oz/Kg) is correctly selected.
 - If issues persist, recalibration may be necessary (refer to advanced settings or contact support).
- **Display Issues:**
 - Check power connection and battery charge.
 - Ensure the display is clean and free from debris.
- **Connectivity Problems (RS-232):**
 - Verify the RS-232 cable is securely connected to both the scale and the ECR.
 - Double-check all communication settings (Baud Rate, Parity, Data Bits, Stop Bits) on both devices as outlined in the Setup section.
 - Ensure the correct port is selected on the ECR.

SPECIFICATIONS

Feature	Detail
Brand	VisionTechShop
Model	TVP-60B
Capacity	60lb x 0.01lb, 960oz x 0.2oz, 30kg x 0.005kg
Product Dimensions	11 x 12 x 4 inches (288 x 313 x 108.8mm)
Net Weight	8.78 Pounds (4.1kg)
Platter Size	10.5 x 8 inches (W x D)
Display Type	Liquid Crystal Display (LCD) with Backlight
Interface	Standard RS-232
Certifications	NTEP Legal for Trade (COC #19-038), NSF Certified
Power Source	AC/DC Charging with built-in rechargeable battery
Battery Duration	Up to 100 hours



Figure 6: Detailed dimensions of the TVP-60B scale.



NATIONAL TYPE EVALUATION PROGRAM

Certificate of Conformance

for Weighing and Measuring Devices

For:

Computing Scale
Digital Electronic
Model: TVP-xxB and TVP-xxP Series (xx = capacity)
 n_{max} : 6000
 e_{min} : (see below)
Capacity: (see below)
Platform: 10.5 in x 8 in
Accuracy Class: III

Submitted By:

VisionTechShop.com
100 Temple Ave.
Hackensack, NJ 07601
Tel: 201-679-7793
Contact: JONG IL KIM
Email: GoUSApos@gmail.com
Web site: www.VisionTechShop.com

Standard Features and Options

Model	Capacity / Increment		Platform Size
	oz	lb	
TVP-12B / TVP-12P	160 x 0.05	12 x 0.001	6 x 0.001
TVP-30B / TVP-30P			
TVP-60B / TVP-60P			

- Semi-automatic zero setting mechanism
- Operator and customer backlit LCD
- Customer Tower Display (optional)
- Automatic Zero-Tracking Mechanism
- PLU capability (optional)
- Initial zero setting mechanism (optional)
- External ounce/pound/kilogram
- External AC/DC transformer (100V)
- Rechargeable internal battery (6V)
- External printer (optional)
- RS-232 port (optional)
- Platter tare
- Keyboard tare
- Pre-tare
- Multi-Interval (optional)
- Power Save Mode

Load cell: Tscale Model: BX6 (Non-NTEP certified)



NCWM

Search **NTEP Certificates of Conformance Database Search**

Company	Model	CC Number	Status	Status Date	Device Type	Application
VisionTechShop.com	TVP-xxB and TVP-xxP Series	19-038A2	Active	02/07/2022	Computing Scale	Digital Electronic

The information can be found on www.ncwm.com (CC# 19-038A2)

This device was evaluated under the National Type Evaluation Program and was found to comply with the applicable technical requirements of "NIST Handbook 44: Specifications, Tolerances and Other Technical Requirements for Weighing and Measuring Devices." Evaluation results and device characteristics necessary for inspection and use in commerce are on the following pages.

Ivan Hankins
Chair, NCWM, Inc.

Hal Prince
Chair, NTEP Committee
Issued: February 7, 2022

1135 M Street, Suite 110 / Lincoln, Nebraska 68508

The National Conference on Weights and Measures (NCWM) does not approve, recommend or endorse any proprietary product or material, either as a single item or as a class or group. Results shall not be used in advertising or sales promotion to indicate explicit or implicit endorsement of the product or material by the NCWM.

Figure 7: NTEP Certificate of Conformance for VisionTechShop TVP-xxB and TVP-xxP Series scales.

WARRANTY AND SUPPORT





VisionTechShop products are manufactured to high-quality standards. For specific warranty details, please refer to the



product packaging or contact VisionTechShop customer service directly.

For technical support, troubleshooting assistance, or any inquiries regarding your TVP-60B scale, please visit the official VisionTechShop store or contact their support team:


- [Visit the VisionTechShop Store on Amazon](#)
- Refer to the contact information provided in your product packaging for direct support.

Related Documents - TVP-60B

	<p>Vision Tech TVP-B/TVP-P Price Computing Scales Operation Manual</p> <p>Comprehensive operation manual for Vision Tech TVP-B and TVP-P series price computing scales, covering basic operation, features, specifications, and troubleshooting. Includes detailed instructions on setup, usage, and maintenance.</p>
	<p>TVD Multifunction Scale Operation Manual V1.2</p> <p>Comprehensive operation manual for the TVD series multifunction scales, detailing setup, basic operations, advanced features like parts counting and tolerance checking, specifications, error messages, and RS232 output. Includes guidance on power connection, unit selection, and accumulation.</p>
	<p>VisionTech DSW-100 Digital Scale Owner's Manual</p> <p>This manual provides detailed information on the VisionTech DSW-100 digital scale, including product specifications, basic operations, settings, and troubleshooting.</p>
	<p>VTS-CS4 LCD High Resolution Digital Crane Scale Calibration Manual</p> <p>Detailed calibration manual for the VTS-CS4 LCD High Resolution Digital Crane Scale, covering scale capacity settings and calibration procedures using both panel buttons and a remote controller.</p>

	<p>Braun MobileShave Electric Shavers: User Manual and Guarantee</p> <p>Comprehensive user manual and guarantee information for Braun MobileShave electric shavers (models M-90, M-60, M-30), covering safety, operation, cleaning, maintenance, and battery replacement.</p>
	<p>VLP-100B Firmware Update Instructions</p> <p>Step-by-step guide on how to update the firmware for the VLP-100B label printing scale using a USB stick.</p>

Documents - VisionTechShop – TVP-60B




[\[pdf\]](#) User Manual Owner's Manual

Brilliantine Owner s Manual TVP Price Computing Scale Pole Type VisionTechShop B P operation manual en VISION TECH R10 1 08 15M v 1647461354 cdn shopify files 0613 4205 6698 |||

TVP-B/TVP-P Price Computing Scales V1.08 TVP-B/TVP-P Price Computing Scales Operation Manual Conte ... sions inch/mm Bench Pole Gross weight Bench Pole Approvals TVP-12B/TVP-12P TVP-30B/TVP-30P **TVP-60B**/TVP-60P 12lb / 6kg / 160oz 30lb / 12kg /480oz 60lb / 30kg / 960oz 0.002lb / 0.001kg / 0....

lang:en **score:24** filesize: 426.64 K page_count: 12 document date: 2022-03-16



[\[pdf\]](#) User Manual Owner's Manual

Brilliantine Owner s Manual TVP Price Computing Scale Bench Type VisionTechShop B P operation manual en VISION TECH R13 1 08 15Q v 1728393970 cdn shopify files 0613 4205 6698 |||

TVP-B/TVP-P Price Computing Scales V1.08 TVP-B/TVP-P Price Computing Scales Operation Manual Conte ... sions inch/mm Bench Pole Gross weight Bench Pole Approvals TVP-12B/TVP-12P TVP-30B/TVP-30P **TVP-60B**/TVP-60P 12lb / 6kg / 160oz 30lb / 12kg /480oz 60lb / 30kg / 960oz 0.002lb / 0.001kg / 0....

lang:en **score:24** filesize: 447.37 K page_count: 12 document date: 2024-10-08

