

Manuals.plus /

› Wondfo /

› Wondfo Early Result Pregnancy Test Strips User Manual

## Wondfo 10 Miu/MI, 25 Count

# Wondfo Early Result Pregnancy Test Strips User Manual

Model: 10 Miu/MI, 25 Count

Brand: Wondfo

## 1. INTRODUCTION

The Wondfo Early Result Pregnancy Test Strips are designed for the early detection of pregnancy by measuring the presence of Human Chorionic Gonadotropin (HCG) in urine. This manual provides detailed instructions for proper use, interpretation of results, and important safety information.




Image: Wondfo Early Result Pregnancy Test Strips in new packaging, highlighting early and ultra-precise results.

### Key Features:

- **Early Detection:** Detects HCG at 10 mIU/ml, allowing for results as early as 6 days before a missed period.
- **High Accuracy:** Over 99% accurate from the day of your expected period.
- **User-Friendly:** Individually sealed pouches ensure privacy and cleanliness.

- **Line Progression Tracking:** Multiple tests allow for observation of HCG level development over time.

## 2. SAFETY INFORMATION

---

Please read all instructions carefully before performing the test. *For in vitro* diagnostic use only. Do not reuse test strips. Keep out of reach of children. Do not use after the expiration date printed on the pouch.

## 3. WHAT'S INCLUDED

---

Each box of Wondfo Early Result Pregnancy Test Strips contains:

- 25 individually sealed Wondfo Early Result Pregnancy Test Strips.
- Detailed instruction leaflet.

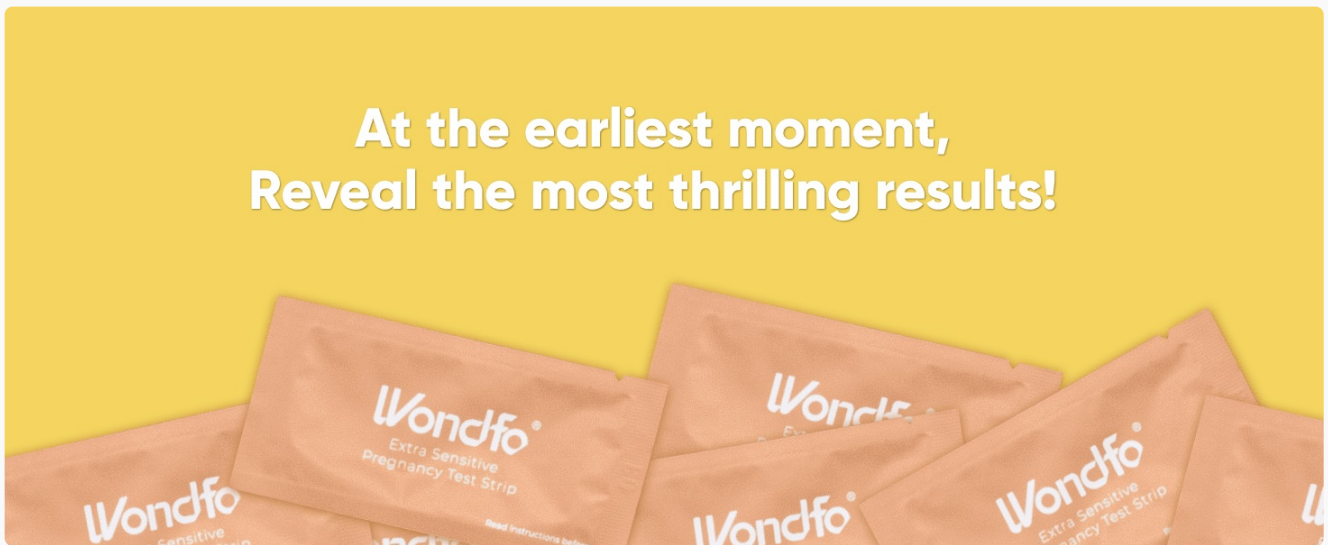


Image: Individually wrapped Wondfo Early Result Pregnancy Test Strips, emphasizing sanitary and discrete packaging.

## 4. SETUP

---

Before performing the test, ensure you have the following:

- A Wondfo Early Result Pregnancy Test Strip.
- A clean, dry container to collect urine (e.g., a plastic cup).
- A timer or stopwatch.

For best results, use first-morning urine as it typically contains the highest concentration of HCG.

## 5. OPERATING INSTRUCTIONS

---

Follow these steps to perform the Wondfo Early Result Pregnancy Test:

1. **Collect Urine:** Collect a urine sample in a clean, dry container.
2. **Dip the Strip:** Immerse the test strip into the urine sample with the arrow pointing towards the urine. Do not submerge the strip past the MAX line.
3. **Wait:** Hold the strip in the urine for 5-10 seconds until the dye rises up.
4. **Lay Flat:** Remove the strip from the urine and lay it flat on a clean, non-absorbent surface.

5. **Read Results:** Wait 5 minutes before reading the result. Do not read results after 10 minutes, as they may become inaccurate.

## TIPS FOR YOU

### Use first-morning urine for testing.

The concentration of HCG is highest right after you wake up.

### Repeat testing to confirm your results..

When you are pregnant, the test line will get **deeper day by day**.

Please re-test the next morning if you are unsure about the result.

### We stand with open hearts.

Our dedicated **support team** staff is available to help with any questions or concerns. We're here, and we will never judge.

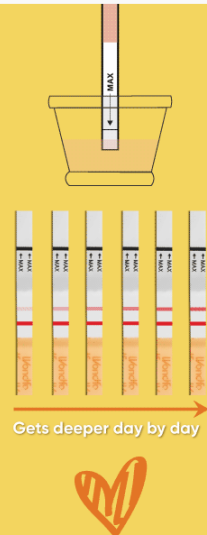


Image: Visual guide for using the Wondfo test strip: Dip for 5-10 seconds, wait 5 minutes, then read.

## 6. READING RESULTS

Interpret your test results as follows:

### Positive (Pregnant):

A faint red test line (T) indicates you might be pregnant. If the test line (T) becomes a darker shade of red, then HCG is detected, and its concentration has increased. Repeat the test one day later to confirm.

### Not Pregnant:

Only one red line appears in the control region (C), or only a faint grey line appears on the test region (T).

### Invalid Test:

No lines appear at all, or no line appears in the control region (C). Test again with a new strip.

**Wider Strip, Clearer Results**  
5MM

**Over 99% Accurate**  
from the day of your expected period.

**Fast Results**  
Ready in 5 minutes.

Next day (Fainter)

## TIPS FOR YOU

Image: Visual guide for interpreting Wondfo test results: Normal Pregnancy, Continues to Deepen, Not Pregnant, and Biochemical Pregnancy.

## 7. LINE PROGRESSION TRACKING

Multiple usage times allow you to observe line progression and help track the development of HCG levels over time. If you are pregnant, the test line should become obviously deeper in color as the concentration of HCG has increased. If the test line does not deepen or even turns fainter than the previous test, you might have a biochemical pregnancy, which means the embryo fails to implant or does not develop normally.

## 8. TROUBLESHOOTING

### Invalid Result:

If no control line appears, the test is invalid. This could be due to insufficient urine, improper testing procedure, or a faulty strip. Discard the strip and retest with a new one, ensuring all instructions are followed carefully.

### Faint Line:

A faint test line still indicates a positive result. HCG levels are lower in early pregnancy, leading to fainter lines. Retest in 24-48 hours with first-morning urine to observe if the line darkens.

### No Line Progression:

If the test line does not get darker over several days, or becomes fainter, consult a healthcare professional. This may indicate a biochemical pregnancy or other complications.

## 9. SPECIFICATIONS

Feature	Detail
HCG Cut-off Level	10 mIU/ml
Accuracy	Over 99%
Result Time	5 minutes (Do not read after 10 minutes)
Test Type	Urine Test Strip
Number of Tests	25 Count
Storage Temperature	39°F - 86°F (4°C - 30°C)
Manufacturer	Wondfo

## 10. STORAGE

Store the test strips at room temperature, between 39°F - 86°F (4°C - 30°C). Keep them away from direct sunlight, moisture, and heat. Do not freeze. Ensure the pouches remain sealed until ready for use.

## 11. DISPOSAL

After use, dispose of the test strips and any urine collection containers in your regular household waste. Follow local regulations for waste disposal.

## 12. TIPS FOR OPTIMAL USE

- Use first-morning urine for testing, as the concentration of HCG is highest right after you wake up.
- Repeat testing to confirm your results. If you are pregnant, the test line will get deeper day by day. Re-test the next morning if you are unsure about the result.



Image: Tips for using Wondfo pregnancy tests, emphasizing the use of first-morning urine and the importance of repeat testing.

## 13. SUPPORT & CONTACT INFORMATION

For any questions or concerns regarding your Wondfo Early Result Pregnancy Test Strips, please contact our dedicated support team:

- **Website:** [www.wondfousa.com](http://www.wondfousa.com)
- **Phone:** 1-800-833-8823
- **Email:** [support@wondfousa.com](mailto:support@wondfousa.com)

We are committed to providing reliable products and support.

## 14. PRODUCT OVERVIEW

Watch this official video for a general overview of Wondfo products and their commitment to family planning.

Your browser does not support the video tag.

Video: An official Wondfo video titled "Plan Ahead with Wondfo," providing a general overview of the brand's approach to family planning and early detection products.