



Manuals.plus /

› Turbo Microfiber /

› Turbo Microfiber Reusable Floor Mop Pads (2-Count) Instruction Manual

Turbo Microfiber 1

Turbo Microfiber Reusable Floor Mop Pads Instruction Manual

INTRODUCTION

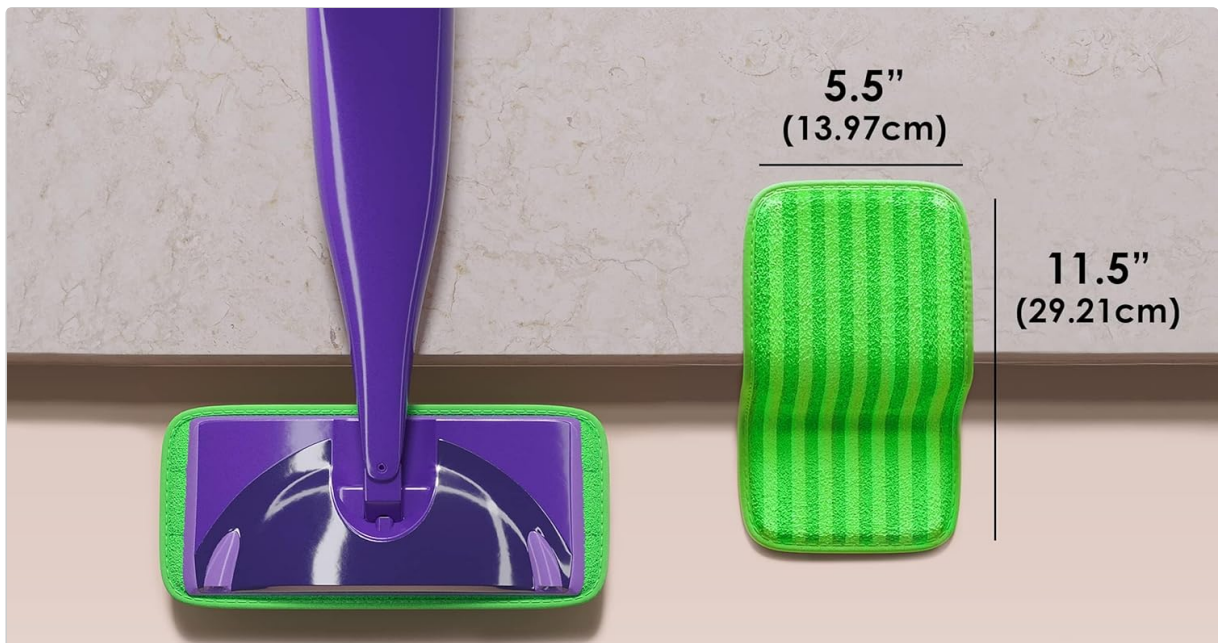
Thank you for choosing Turbo Microfiber Reusable Floor Mop Pads. These pads are designed to provide effective and long-lasting cleaning for various floor types. By following these instructions, you can maximize the performance and lifespan of your mop pads.

SETUP

These reusable microfiber mop pads are compatible with the Swiffer Wet Jet mop and other 10-inch to 12-inch microfiber mops for floor cleaning. Ensure your mop head is clean before attaching the pad.

Attaching the Mop Pad

1. Align the microfiber mop pad with the bottom of your compatible mop head.
2. Press the pad firmly onto the mop head. The hook-and-loop fasteners on the pad will secure it in place.
3. Ensure the pad is evenly attached and covers the entire mop head for optimal cleaning.



COMPATIBLE WITH SWIFFER™ WETJET MOPS* OR MOST 10"-12" ATTACHABLE MOPS



*Not compatible with Swiffer™ Sweepers

*Swiffer is a trademark of The Procter & Gamble Company.
No association or endorsement is implied.*

Figure 1: Mop pad dimensions and compatibility with Swiffer Wet Jet.

Your browser does not support the video tag.

Video 1: Demonstration of attaching a reusable mop pad to a sweeper.

OPERATING INSTRUCTIONS

These dual-purpose pads are suitable for both wet mopping and dry sweeping, effectively trapping dirt, dust, and pet hair.

Wet Mopping

1. Attach a clean mop pad to your mop head.
2. Fill your mop's solution reservoir with your preferred cleaning solution.
3. Spray the solution onto the floor and glide the mop over the surface, allowing the microfiber to absorb liquids and lift dirt.
4. For stubborn spots, apply slight pressure and move the mop back and forth over the area.

Dry Sweeping

1. Attach a clean, dry mop pad to your mop head.
2. Push the mop across the floor to collect dust, dirt, and pet hair. The microfiber material is designed to attract and hold particles.
3. Shake off collected debris into a waste bin as needed during use.

MAINTAINS SHAPE WITHOUT SHRINKING

Rewashable and reusable
up to 100 times



Figure 2: Micro-gripping technology for effective cleaning.

WORKS ON MOST SURFACES



Stone



Tile




Laminate



Hard Wood




Bamboo



Cement



Vinyl



Drywall



Figure 3: Mop pads are suitable for various surfaces including hardwood, tile, laminate, bamboo, and stone.

Your browser does not support the video tag.

Video 2: Review and demonstration of reusable mop pads for Swiffer Wet Jet.

Your browser does not support the video tag.

Video 3: Comparison of Swiffer WetJet kit with reusable pads versus a traditional mop and bucket.

MAINTENANCE

Proper care of your Turbo Microfiber mop pads will ensure their longevity and continued effectiveness.

Cleaning the Pads

1. After use, remove any large debris from the pad by shaking it into a waste bin.
2. Machine wash the pads with warm water. Do not use fabric softener, as it can reduce the effectiveness of microfiber.
3. Air dry or tumble dry on a low heat setting. Avoid high heat to prevent shrinking or damage to the fibers.

SOFT & STRONG ALONG FLOORS & WALLS



Gentle microfiber grips dirt while gliding over most surfaces

Durable fabric piping prevents surface scratches

Figure 4: Mop pads maintain their shape and can be reused up to 100 times.

Your browser does not support the video tag.

Video 4: Discussion on the benefits of reusable mop pads, including their washability.

TROUBLESHOOTING

Pad Not Cleaning Effectively

- **Check for debris:** Ensure the pad is free from large debris before and during use.
- **Proper washing:** Verify that the pads are being washed correctly, avoiding fabric softener which can clog microfiber fibers.
- **Pad saturation:** For wet mopping, ensure the pad is adequately damp but not oversaturated.

Pad Not Staying Attached

- **Mop head compatibility:** Confirm your mop head is within the 10-12 inch range and has functional hook-and-loop fasteners.
- **Clean fasteners:** Ensure both the pad's and mop's hook-and-loop fasteners are clean and free of lint or debris.

SPECIFICATIONS

Feature	Detail
Product Dimensions	12.6 x 11.8 x 0.28 inches
Item Weight	4.16 ounces
Material	Microfiber
Model Number	1
Compatibility	Swiffer Wet Jet and other 10"-12" mops

SUPPORT

If you have any questions or concerns about your Turbo Microfiber Reusable Floor Mop Pads, please contact the Turbo Mops team for assistance. You can reach us via email at support@turbomops.com.