

DOONA S3

Doona Liki Trike S3 Instruction Manual

Model: S3 | Brand: DOONA

INTRODUCTION

Welcome to the Doona Liki Trike S3 user manual. The Liki Trike is the most compact folding tricycle available, designed to grow with your child through five distinct stages. This manual provides essential information for the safe and effective use, assembly, operation, and maintenance of your Liki Trike S3.

The Liki Trike S3 is suitable for children aged 1 month to 3 years, supporting their physical and mental development by strengthening muscles, improving balance, and enhancing motor skills.



Image: The Doona Liki Trike S3 in Flame Red, showcasing its compact design and vibrant color.

SAFETY INFORMATION

Always prioritize your child's safety. Please read and understand all safety warnings and instructions before using the Liki Trike S3.

- Ensure the 5-point harness is securely fastened at all times when your child is seated in the trike.
- Always use the parent-control bar and tether strap to assist your child until they are ready to ride independently.
- The UPF 50+ water-repellent canopy provides sun protection; ensure it is properly extended when needed.
- Do not leave your child unattended in the trike.

- Regularly inspect all parts for wear and tear, especially wheels, harness, and folding mechanisms.
- Keep fingers and hands clear of moving parts during folding and unfolding.

Liki Trike S3

PREMIUM



Image: Diagram highlighting key safety and comfort features of the Liki Trike S3, including shoulder pads, cup holder, 5-point harness, pedal straps, padded armrest, and storage bag.



5 in 1 compact folding trike

Get ready to roll with Liki, the world's most compact folding trike. The sleek urban design of the Liki Trike allows you to be safe and have fun, as it elegantly combines functionality and aesthetics. With its unique and patented small-fold, the ingenious trike simply folds and unfolds at the click of a button.

Image: A parent pushing a child in the Liki Trike S3, demonstrating the trike's safe and controlled ride.

SETUP

Unboxing and Initial Preparation

The Doona Liki Trike S3 comes fully assembled straight out of the box, requiring no complex assembly. Simply remove it from its packaging and prepare it for use.

1. Carefully remove the trike from its packaging.
2. Unfold the trike by pressing the designated button and extending the frame until it locks into place. Refer to the "Folding and Unfolding" section for detailed instructions.
3. Ensure all components are securely locked before placing your child in the trike.



10 - 18 MONTHS

PARENT MODE
Backrest
Parent control bar
Footrest
Canopy



18-24 MONTHS

PUSH MODE
Backrest
Parent control bar
Footrest



24-30 MONTHS

TRICYCLE MODE
Backrest
Parent control bar
Pedals



30-36 MONTHS

BIKE MODE
Lower backrest
Pedals



FOLDED

Folds with a click
of a button

Image: The Doona Liki Trike S3 shown ready to use, emphasizing its fully assembled state upon delivery.

OPERATING MODES

The Liki Trike S3 features a 5-in-1 design, adapting to your child's growth and developmental stages:

1. Parent Mode (Approx. 10-18 Months)

In this mode, the trike functions like a stroller, with the parent in full control of steering. The backrest is reclined for comfort, and the child's feet rest on the footrest. The canopy provides sun protection.

Push mode

18 - 24 MONTHS



Image: The Liki Trike S3 configured for Push Mode, suitable for younger children with parent control.

2. Push Mode (Approx. 18-24 Months)

Similar to Parent Mode, but the child may begin to engage with the handlebars, though the parent still maintains primary steering control. The footrest remains in use.

3. Tricycle Mode (Approx. 24-30 Months)

The child can now use the pedals, and the parent can disengage the steering lock to allow the child more control. The parent-control bar can still be used for assistance.

Tricycle mode

24 - 30 MONTHS



Image: The Liki Trike S3 in Tricycle Mode, where the child can begin to pedal while the parent still guides.

4. Bike Mode (Approx. 30-36 Months)

The parent-control bar is removed, and the child has full control of steering and pedaling, using the trike as a standalone tricycle.

Bike mode

30 - 36 MONTHS



Image: The Liki Trike S3 in Bike Mode, designed for independent riding by older toddlers.

Folding and Unfolding

The Liki Trike S3 is designed for quick and easy folding and unfolding, making it ideal for travel and storage. It folds and unfolds at the click of a button in seconds.

Folded

PERFECT FOR TRAVEL



Image: The Liki Trike S3 shown in its compact folded state, perfect for travel and storage.

doona™

Liki Trike



Image: A parent and child with the Liki Trike S3, illustrating its quick folding and unfolding capability.

Your browser does not support the video tag.

Video: A demonstration of the Doona Liki Trike S3's compact folding mechanism, highlighting its ease of use

MAINTENANCE

Proper maintenance ensures the longevity and safe operation of your Liki Trike S3.

- **Cleaning:** Clean the fabric parts with a damp cloth and mild soap. Do not use harsh chemicals or abrasive cleaners. The frame can be wiped clean with a damp cloth.
- **Storage:** Store the trike in a dry place, away from direct sunlight and extreme temperatures. When folded, it takes up minimal space.
- **Inspection:** Periodically check all screws, bolts, and fasteners to ensure they are tight. Inspect wheels for debris and ensure they spin freely.
- **Lubrication:** Moving parts generally do not require lubrication. If any part feels stiff, contact customer support.

TROUBLESHOOTING

This section addresses common issues you might encounter with your Liki Trike S3.

Problem	Possible Cause	Solution
Trike does not fold/unfold smoothly.	Mechanism obstructed or not fully engaged.	Ensure no fabric or debris is blocking the folding mechanism. Apply firm, even pressure. Refer to the folding video.
Wheels are stiff or not turning freely.	Debris caught in wheels or axle.	Remove any visible debris. Clean the wheel area.
Harness is difficult to adjust.	Straps twisted or buckle jammed.	Untwist straps and ensure the buckle is clear of obstructions.
Parent handle feels loose.	Handle not fully inserted or locked.	Ensure the parent handle is fully inserted and the locking mechanism is engaged.

SPECIFICATIONS

Feature	Detail
---------	--------

Feature	Detail
Product Dimensions (Unfolded)	19.7 x 36.8 x 40.3 inches (50 x 93.5 x 102.4 cm)
Item Weight	9.9 ounces (approx. 280 grams)
Recommended Age	1 month - 3 years
Material	Premium-grade fiber-reinforced polymers, durable soft-ride wheels, rust-free aluminum profiles
Canopy	UPF 50+ and water-repellent
Harness	5-point harness

WARRANTY INFORMATION







The Doona Liki Trike S3 comes with a manufacturer's warranty covering defects in materials and workmanship. For specific warranty terms, duration, and claim procedures, please refer to the warranty card included with your product or visit the official Doona website. Keep your proof of purchase for warranty claims.

SUPPORT

For further assistance, product registration, or to purchase accessories, please contact Doona customer support or visit their official website:

Website: www.doona.com
Brand Store: [DOONA Amazon Store](#)

Please have your model number (S3) and purchase date ready when contacting support.

 <p>The cover of the Doona Liki Trike User Guide features the Doona logo at the top left. Below it, the title 'Liki Trike' is prominently displayed, followed by 'User Guide' and 'Manuel de l'utilisateur'. It includes icons for English, Spanish, and French. A small image of the trike is shown on the right. At the bottom, there is a QR code and a section titled 'Please register your product' with instructions in multiple languages.</p>	<p>Doona Liki Trike User Guide</p> <p>Comprehensive user guide for the Doona Liki Trike, covering safety features, usage modes, assembly, maintenance, and technical specifications. Includes instructions in English, Spanish, and French.</p>
 <p>This cover is identical to the first one, showing the Doona Liki Trike User Guide with multilingual options and a registration prompt.</p>	<p>Doona Liki Trike User Guide</p> <p>Comprehensive user guide for the Doona Liki Trike, covering safety features, usage instructions, maintenance, and technical specifications in multiple languages.</p>
 <p>The cover displays the Doona Liki Trike User Guide with the same layout as the previous ones, including the product image and registration information.</p>	<p>Doona Liki Trike User Guide</p> <p>Comprehensive user guide for the Doona Liki Trike, covering safety features, usage instructions, maintenance, and technical specifications. Learn how to safely operate and care for your Liki Trike.</p>
 <p>The cover for the Doona i ISOFIX Base User Guide shows the product name and a small image of the base. It includes a checkbox for 'User guide' and a QR code for registration.</p>	<p>Doona i ISOFIX Base User Guide: Installation, Safety, and Warranty</p> <p>Comprehensive user guide for the Doona i ISOFIX Base, covering suitability, safety warnings, installation instructions, care, warranty information, and product overview. Compliant with ECE R-129 and i-Size standards.</p>
 <p>The cover features the Doona logo and the title 'User Guide'. It shows two images of the car seat in different modes. Text at the bottom specifies 'ECE R44-04', 'UN 1863-2012', 'Group 0-13', and 'up to 13kg'. It also mentions 'Simple Parenting' and includes a QR code.</p>	<p>Doona User Guide: Safety and Mobility for Your Baby</p> <p>Comprehensive user guide for the Doona Car Seat by Simple Parenting, covering safety, suitability, product features, use modes, installation, care, and warranty information for infants up to 13kg.</p>
 <p>The cover displays the Doona X User Guide with the product name and a small image of the stroller. It includes a QR code and registration information.</p>	<p>Doona X User Guide: Safety, Installation & Care Instructions</p> <p>This user guide provides comprehensive instructions for the Doona X, a baby safety and mobility solution. It covers essential warnings, product overview, adjustments, unfolding/folding, vehicle and aircraft installation, care instructions, and warranty information, ensuring safe and proper use for children from 40-85 cm height and up to 13 kg.</p>