



Manuals.plus /

› Allisable /

› Allisable 45W Red LED Light Therapy Panel User Manual

Allisable 45W Red LED Light Therapy Panel

Allisable 45W Red LED Light Therapy Panel User Manual

Model: 45W Red LED Light Therapy Panel

[Instructions](#) [Introduction](#) [Safety Information](#) [Setup](#) [Operating](#)
[Maintenance](#) [Troubleshooting](#) [Specifications](#) [Warranty & Support](#)

1. INTRODUCTION

The Allisable 45W Red LED Light Therapy Panel is designed to provide targeted light therapy using a combination of Deep Red (660nm) and Near Infrared (850nm) wavelengths. This device is intended for home use to support various applications related to skin and general well-being. It features advanced LED technology for durability and consistent performance.




Figure 1: Front view of the Allisable 45W Red LED Light Therapy Panel.

2. SAFETY INFORMATION

Please read all safety instructions before using the device. Failure to follow these instructions may result in injury or device damage.

- **Eye Protection:** Avoid direct eye exposure to the LED lights. Although the device uses non-UV light, prolonged direct exposure may cause discomfort.
- **Medical Conditions:** Consult a healthcare professional before use if you have any medical conditions, are pregnant, or are taking photosensitizing medications.
- **Placement:** Ensure the device is placed on a stable surface or securely mounted to prevent falling.
- **Ventilation:** Do not cover the device during operation to ensure proper ventilation and prevent overheating.
- **Water Exposure:** Keep the device away from water or damp environments. Do not operate with wet hands.
- **Power Supply:** Use only the provided power adapter. Disconnect the power cord when not in use or during cleaning.

- **Children and Pets:** Keep the device out of reach of children and pets.
- **Damage:** Do not use the device if the power cord or the device itself is damaged. Contact customer support for assistance.
- **FDA Registration:** This device is FDA Registered. Statements regarding dietary supplements have not been evaluated by the FDA and are not intended to diagnose, treat, cure, or prevent any disease or health condition.

3. SETUP

The Allisable 45W Red LED Light Therapy Panel is designed for easy setup and immediate use.

1. **Unpack:** Carefully remove the light therapy panel and all accessories from the packaging.
2. **Placement:**
 - **Independent Placement:** Place the panel on a flat, stable surface where you intend to use it.
 - **Wall Mounting:** The panel includes hanging hardware (hooks and wires) for wall mounting. Securely attach the panel to a wall at a desired angle and height.
3. **Connect Power:** Insert the power cord into the designated port on the device. Plug the other end of the 1.5m switch power cord into a standard electrical outlet.
4. **Ready for Use:** The device is now ready for operation.




Figure 2: Rear view of the panel showing hanging points and power input.

4. OPERATING INSTRUCTIONS

Follow these steps to operate your Allisable Red LED Light Therapy Panel:

1. **Power On:** Flip the switch on the power cord to turn on the device.
2. **Wavelengths:** Upon activation, approximately half of the LEDs will emit visible Deep Red light (660nm), while the other half will emit invisible Near Infrared light (850nm). This combination is designed for comprehensive therapy.
3. **Positioning:** Position yourself approximately 6-12 inches (15-30 cm) from the panel. Ensure the target area of your body is directly exposed to the light.

4. **Session Duration:** Typical session durations range from 10-20 minutes per area. Refer to specific guidance from a healthcare professional for personalized recommendations.
5. **Frequency:** Use the device 3-5 times per week, or as advised by a healthcare professional.
6. **Power Off:** After your session, flip the switch on the power cord to turn off the device. Unplug the power cord from the outlet when not in use.

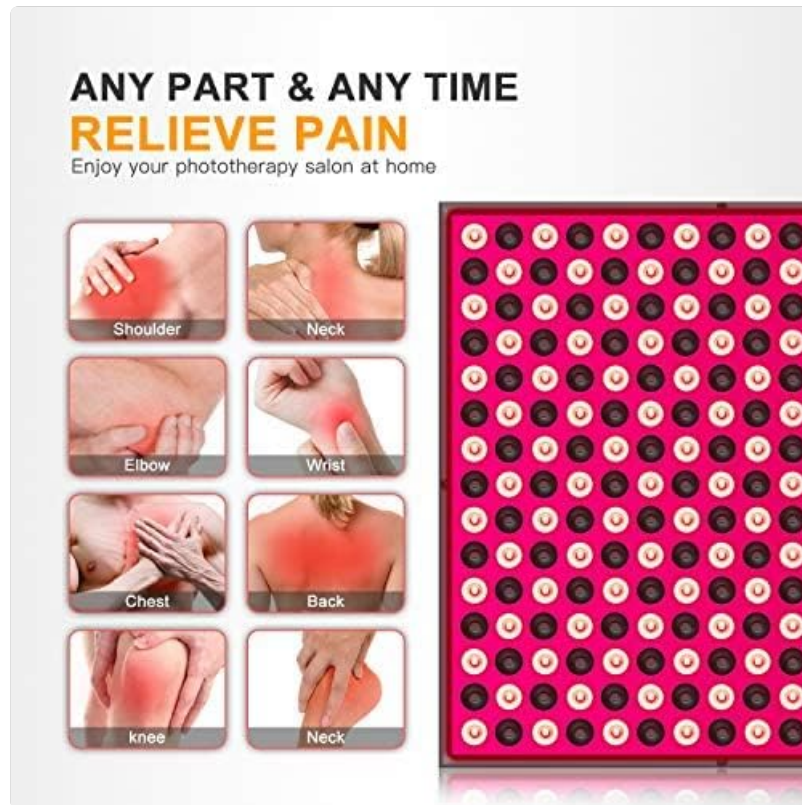


Figure 3: Illustration of various body parts suitable for light therapy application.

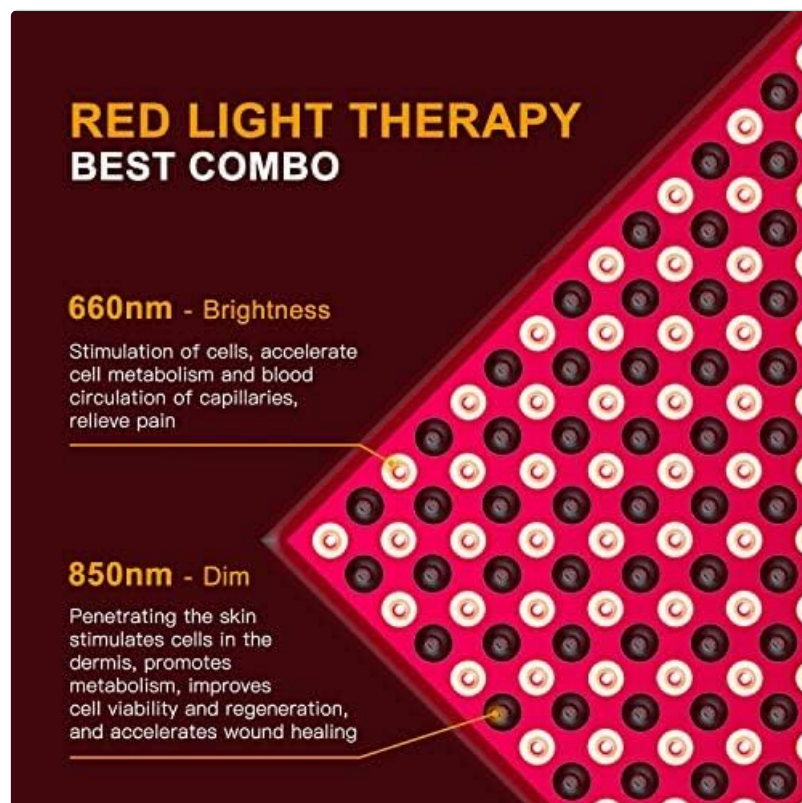


Figure 4: Explanation of the dual wavelength technology (660nm and 850nm).




Figure 5: Example of using the light therapy panel for facial application.

5. MAINTENANCE

Proper maintenance ensures the longevity and optimal performance of your device.

- **Cleaning:** Ensure the device is unplugged before cleaning. Use a soft, dry cloth to wipe the surface of the panel. Do not use abrasive cleaners, solvents, or excessive moisture.
- **Storage:** Store the device in a cool, dry place away from direct sunlight and extreme temperatures.
- **Inspection:** Periodically inspect the power cord and the device for any signs of damage. If damage is found, discontinue use and contact customer support.

6. TROUBLESHOOTING

If you encounter any issues with your Allisable Red LED Light Therapy Panel, refer to the following common problems and solutions:

Problem	Possible Cause	Solution
Device does not turn on.	Power cord not securely plugged in. Power outlet is not functioning. Switch on the power cord is off. Damaged power cord or device.	Ensure the power cord is firmly connected to both the device and the electrical outlet. Test the outlet with another appliance. Flip the switch on the power cord to the 'ON' position. If damaged, discontinue use and contact customer support.
Some LEDs are not lit.	Normal operation for Near Infrared (850nm) LEDs.	The 850nm Near Infrared LEDs are invisible to the naked eye. This is normal and indicates proper function of both wavelengths.
Device feels hot during use.	Normal operating temperature. Poor ventilation.	A slight warmth is normal. Ensure the device is not covered and has adequate airflow around it.

7. SPECIFICATIONS

Feature	Detail
Model	45W Red LED Light Therapy Panel
Wavelengths	Deep Red 660nm, Near Infrared 850nm
Power	45W
Dimensions	12.2 x 12.2 x 1.3 inches (310 x 310 x 33 mm)
Weight	2.09 Pounds (0.95 kg)
Manufacturer	Allisable
First Available	July 16, 2019

8. WARRANTY & SUPPORT

Specific warranty details are not provided in the product information. For warranty claims, technical support, or any questions regarding your Allisable 45W Red LED Light Therapy Panel, please contact the retailer or manufacturer directly. Keep your purchase receipt as proof of purchase.

