

manuals.plus /

› [SONGMICS](#) /

› [SONGMICS UJOW14BR Wooden Jewelry Box with Floral Carving Instruction Manual](#)

SONGMICS UJOW14BR

SONGMICS UJOW14BR Wooden Jewelry Box with Floral Carving Instruction Manual

Model: UJOW14BR

PRODUCT OVERVIEW

The SONGMICS UJOW14BR Wooden Jewelry Box is designed for organized storage of various jewelry items. It features a classic mahogany color finish with an elegant floral carving on the lid. The interior is lined with soft velvet to protect your valuables. This jewelry box includes a lift-out tray and two removable pull-out drawers, offering multiple compartments for rings, earrings, necklaces, and bracelets.



Image: The SONGMICS UJOW14BR Wooden Jewelry Box in mahogany color, featuring a detailed floral carving on its closed lid.

SETUP AND INITIAL USE

1. **Unpacking:** Carefully remove the jewelry box from its packaging. Inspect for any damage during transit.
2. **Placement:** Place the jewelry box on a stable, flat surface away from direct sunlight or extreme temperature changes to preserve the wood finish.
3. **Lid Operation:** Gently lift the lid to open the top compartment. The lid is hinged and designed for smooth operation.
4. **Drawer Access:** The two lower drawers can be pulled out using the small knobs. They are designed to be removable for easier access or reorganization.



Image: The jewelry box with its lid open and both drawers partially extended, showcasing its internal organization and capacity for jewelry.

OPERATING INSTRUCTIONS

Organizing Your Jewelry

- **Top Lift-Out Tray:** This tray features multiple compartments and ring slots.
 - Use the padded slots for rings and stud earrings.
 - The larger compartments are suitable for bracelets, watches, or larger earrings.
- **Removable Pull-Out Drawers:** The two drawers below the top tray offer additional storage.
 - Each drawer contains various sized compartments, ideal for necklaces, pendants, or other accessories.
 - The drawers can be fully removed from the box for easier access to contents or for cleaning.



Image: A detailed view of the top lift-out tray, illustrating the dedicated ring rolls and compartments for various jewelry pieces.



Image: A pull-out drawer with multiple sections, demonstrating its use for organizing necklaces and other larger jewelry items.

MAINTENANCE AND CARE

- **Cleaning the Exterior:** Wipe the wooden exterior with a soft, dry cloth. For stubborn marks, a slightly damp cloth can be used, followed immediately by a dry cloth. Avoid abrasive cleaners or harsh chemicals.
- **Cleaning the Interior:** The velvet lining can be gently vacuumed with a brush attachment or dabbed with a lint roller to remove dust and debris. Do not use liquid cleaners on the velvet.
- **Protecting the Wood:** Keep the jewelry box away from direct sunlight, high humidity, and extreme temperature fluctuations to prevent warping or fading of the wood finish.
- **Handling:** Always lift the box from its base when moving it. Avoid dropping or subjecting it to strong impacts.

TROUBLESHOOTING

- **Drawers are Sticking:** Ensure the drawers are aligned correctly within their tracks. Check for any obstructions or debris that might be preventing smooth operation.
- **Lid Does Not Close Properly:** Verify that no jewelry items are protruding from the top tray, preventing the lid from seating correctly.
- **Dust Accumulation:** Regular gentle cleaning as described in the Maintenance section will prevent excessive dust buildup.

SPECIFICATIONS

Model Number	UJOW14BR
Brand	SONGMICS
Color	Mahogany Color

Material	Engineered Wood, Wood
Product Dimensions (L x W x H)	12.3" x 7.6" x 5.6" (31.2 x 19.2 x 14.2 cm)
Item Weight	5.3 lbs (2.4 kg)
Number of Drawers	2
Number of Compartments	14 (in drawers, plus top tray compartments)



Image: Dimensional diagram of the jewelry box, indicating its length, width, and height.

WARRANTY INFORMATION

SONGMICS products are manufactured with quality and care. For specific warranty details regarding your UJOW14BR Wooden Jewelry Box, please refer to the documentation included with your purchase or visit the official SONGMICS website.





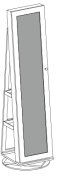

CUSTOMER SUPPORT

Should you have any questions, concerns, or require assistance with your SONGMICS UJOW14BR Wooden Jewelry Box, please contact SONGMICS customer service.

- **Online Support:** Visit the official [SONGMICS Store on Amazon](#) for product information and support resources.
- **Contact Information:** Refer to the packaging or the brand's official website for the most current contact details.



Related Documents - UJOW14BR

<div><div>User Manual of Product 1:</div><div>SONGMICS Nightstand, Dresser with 4 Easy Pull Fabric Drawers, Chest of Drawers, Storage Organizer with Mirror, Frame, Wooden Tabletop, for Living Room, Office, Nursery, Black 15.25" x 20" x 20"</div></div>	<div>SONGMICS ULTS04H 4-Drawer Storage Organizer - User Manual and Assembly Guide</div> <div>Comprehensive user manual and assembly guide for the SONGMICS ULTS04H Nightstand, Dresser with 4 Easy Pull Fabric Drawers. Includes safety warnings, parts list, and step-by-step assembly instructions.</div>
<div><div>SONGMICS</div><div>JJC001</div><div></div></div>	<div>SONGMICS Jewelry Cabinet Installation and Safety Guide</div> <div>Comprehensive guide for installing and safely using the SONGMICS Jewelry Cabinet. Includes general guidelines, notes on usage, and important warnings for safe operation and maintenance.</div>
<div><div>ULPC06H</div><div>SONGMICS</div><div>www.songmics.com</div><div>Instruction Manual</div><div></div><div>Thank you for your purchase! Please read the instruction manual carefully to ensure correct assembly and use. Please do not use the product for any purpose other than intended. Please do not use the product for any purpose other than intended. Please do not use the product for any purpose other than intended.</div><div></div></div>	<div>SONGMICS ULPC06H Modular Cube Storage Organizer - Assembly Manual</div> <div>This is the official instruction manual for the SONGMICS ULPC06H modular cube storage organizer. It provides a comprehensive guide with a parts list and detailed step-by-step assembly instructions for easy setup.</div>
<div><div>KSC007</div><div>Storage Cart</div><div></div><div>SONGMICS</div><div>by SONGMICS15046</div></div>	<div>SONGMICS KSC007 Storage Cart Assembly Instructions</div> <div>Comprehensive assembly guide and safety information for the SONGMICS KSC007 3-tier rolling storage cart. Includes parts list, step-by-step instructions, and load capacity details.</div>
<div><div>SONGMICS</div><div>JBC62/UJJC62/JJC062</div><div></div></div>	<div>SONGMICS JBC62/UJJC62/JJC062 Freestanding Jewelry Armoire with Mirror - Assembly Instructions & User Guide</div> <div>SONGMICS JBC62/UJJC62/JJC062 Freestanding Jewelry Armoire with Mirror: This comprehensive assembly manual provides step-by-step instructions, safety warnings, and care guidelines for your SONGMICS jewelry cabinet. Learn how to easily assemble and maintain your elegant storage solution.</div>
<div><div>SONGMICS</div><div>LPC443</div><div></div></div>	<div>SONGMICS LPC443 Modular Storage Cube Organizer - Assembly Instructions</div> <div>Detailed assembly instructions and guidelines for the SONGMICS LPC443 modular storage cube organizer. Learn how to safely assemble, use, and maintain your storage unit.</div>

